

Research Article

Cite this article: Ganie ZA and Jhala AJ (2021) Response of broadleaf and grass cover crop species to soil residues of glyphosate and aminomethylphosphonic acid (AMPA). *Weed Technol.* **35**: 1038–1044. doi: [10.1017/wet.2021.77](https://doi.org/10.1017/wet.2021.77)

Received: 5 July 2021
Revised: 26 August 2021
Accepted: 31 August 2021
First published online: 9 September 2021

Associate Editor:

David Johnson, Corteva Agriscience

Nomenclature:

Aminomethylphosphonic acid (AMPA); glyphosate; cereal rye; *Secale cereale* L.; crimson clover; *Trifolium incarnatum* L.; field pea or Austrian winter pea; *Pisum sativum* L.; hairy vetch; *Vicia villosa* Roth; winter wheat; *Triticum aestivum* L.

Keywords:

Emergence; germination; growth; shoot biomass; root biomass

Author for correspondence:

Amit J. Jhala, Associate Professor, Department of Agronomy and Horticulture, University of Nebraska–Lincoln, 279 Plant Science Hall, PO Box 830915, Lincoln, NE 68583.
Email: Amit.Jhala@unl.edu

© The Author(s), 2021. Published by Cambridge University Press on behalf of the Weed Science Society of America. This is an Open Access article, distributed under the terms of the Creative Commons Attribution licence (<https://creativecommons.org/licenses/by/4.0/>), which permits unrestricted re-use, distribution, and reproduction in any medium, provided the original work is properly cited.



Response of broadleaf and grass cover crop species to soil residues of glyphosate and aminomethylphosphonic acid (AMPA)

Zahoor A. Ganie¹  and Amit J. Jhala² 

¹Postdoctoral Research Scientist, Department of Agronomy and Horticulture, University of Nebraska–Lincoln, Lincoln, NE, USA and ²Associate Professor, Department of Agronomy and Horticulture, University of Nebraska–Lincoln, NE, USA

Abstract

Glyphosate is the most widely used herbicide in the United States; however, concern is escalating about increasing residues of glyphosate and its metabolite aminomethylphosphonic acid (AMPA) in soil. There is a lack of scientific literature examining the response of cover crops to soil residues of glyphosate or AMPA. The objectives of this study were to evaluate the impact of glyphosate or AMPA residues in silty clay loam soil on emergence, growth, and biomass of cover crops, including cereal rye, crimson clover, field pea, hairy vetch, and winter wheat, as well as their germination in a 0.07% (0.7 g L⁻¹) solution of AMPA or glyphosate. Greenhouse studies were conducted at the University of Nebraska–Lincoln to determine the dose response of broadleaf and grass cover crops to soil-applied glyphosate or AMPA. The results indicated that soil treated with glyphosate or AMPA up to 105 mg ae kg⁻¹ of soil had no effect on the emergence, growth, above-ground biomass, and root biomass of any of the cover crop species tested. To evaluate the impact of AMPA or glyphosate on the seed germination of cover crop species, seeds were soaked in Petri plates filled with a 0.7 g L⁻¹ solution of AMPA or glyphosate. There was no effect of AMPA on seed germination of any of the cover crop species tested. Seed germination of crimson clover and field pea in a 0.7 g L⁻¹ solution of glyphosate was comparable to the nontreated control; however, the germination of cereal rye, hairy vetch, and winter wheat was reduced by 48%, 75%, and 66%, respectively, compared to the nontreated control. The results suggested that glyphosate or AMPA up to 105 mg ae kg⁻¹ in silt clay loam soil is unlikely to cause any negative effect on the evaluated cover crop species.

Introduction

Glyphosate is the most widely used herbicide in the world as a result of its unique characteristics of having a broad spectrum of weed control, relatively safe environmental profile, and flexibility in crop rotation (Baylis 2000). Benbrook (2016) reported that as of 2016, approximately 8.2 billion kg of glyphosate has been applied worldwide since its commercialization in 1974, of which nearly 72% occurred between 2006 and 2016. The United States accounts for the use of 19% of glyphosate globally (1.6 billion kg) (Benbrook 2016). Although glyphosate is a postemergence foliar-active herbicide, a considerable amount of glyphosate may reach the soil as wash-off from foliage and/or after release from decomposing plant tissues and direct application to soil (Blackshaw and Harker 2016; Gomes et al. 2014). Glyphosate is tightly adsorbed on soil particles and is rapidly degraded by microbes into aminomethylphosphonic acid (AMPA) (Al-Rajab and Hakami 2014; Gomes et al. 2014). Glyphosate can moderately persist in the soil with a half-life of 20 to 100 d; in comparison, AMPA has a relatively longer half-life ranging from 76 to 240 d, making AMPA more persistent and more likely to accumulate in soil over subsequent years (Al-Rajab and Hakami 2014). Glyphosate and AMPA can be adsorbed onto soil particles, but this process is reversible under certain conditions such as high soil moisture and phosphorus fertilization in a variety of soils, including Arenosol, Acrisol, Ferralsol, Luvisol subsoil, and Regosol (Bott et al. 2011; Laitinen et al. 2008). Desorbed glyphosate and AMPA accumulate in the soil solution and may become available for plant uptake weeks or months after the initial glyphosate application (Bott et al. 2011). Overuse of glyphosate has not only resulted in the evolution of glyphosate-resistant weeds but has raised concerns over the possible accumulation of glyphosate and its metabolite AMPA in the soil over time, along with its impact on the soil biome (Dion et al. 2001; Miles and Moye 1988; Sprinkle et al. 1975).

Plants grown to provide seasonal soil cover and create conservational benefits are referred to as cover crops (Blanco-Canqui and Jasa 2019). Cover crops may reduce soil erosion, enhance nutrient scavenging, improve conservation of soil moisture by better rainwater infiltration, provide weed suppression, increase soil organic matter, improve soil microbial biodiversity, and boost soil health (Curran et al. 2021). Growers plant cover crops for various reasons

depending on requirements, opportunities, resource availability, and their level of knowledge or awareness about the benefits of cover crops (Masiunas et al. 1995; Williams et al. 1998). The adoption of cover crops in the Midwestern United States has been increasing for several reasons, including the availability of government incentives for conservation and sustainable practices (SARE 2015). Nonetheless, complexity of weed control due to the continuous increase in the number of herbicide-resistant weeds is driving growers' interest in using cover crops to diversify weed control strategies (Dorn et al. 2015). Cover crops suppress weeds by physically obstructing or shading emerging weed seedlings, competing for resources such as light, moisture, and nutrients, and/or through releasing allelopathic compounds that negatively affect weed growth (Baraibar et al. 2018; Sturm et al. 2018). The weed-suppressing potential of a cover crop is species specific and primarily related to characteristics that include uniform emergence, creating a dense soil cover, rapid growth rate or biomass production per unit area, and plasticity to establish and thrive under variable weather conditions (Buchanan et al. 2016; Campiglia et al. 2012; Dorn et al. 2015; Teasdale and Mohler 2000).

Commonly grown cover crop species in the Midwestern United States are in the Poaceae, Fabaceae, and Brassicaceae families. For example, Baraibar et al. (2018) reported that cover crops such as grasses [cereal rye and oats (*Avena sativa* L.)] in monoculture or in mixture with legumes [medium red clover (*Trifolium pratense* L.) and winter field pea] or brassica species [forage radish (*Raphanus sativus* L.) and canola (*Brassica napus* L.)] resulted in greater weed biomass reduction compared to brassica or legume monoculture. Similarly, barley (*Hordeum vulgare* L.) resulted in greater weed suppression compared to vetch (*Vicia sativa* L.) in winter and early spring; however, in late May both species provided 55% to 63% reduction in weed density compared to winter fallow (Alonso-Ayuso et al. 2018). Likewise, Cornelius and Bradley (2017) reported 68% to 72% reduction in density of field pennycress (*Thlaspi arvense* L.) and henbit (*Lamium amplexicaule* L.) with a mixture of cereal rye and hairy vetch. Cover crops have been evaluated to suppress difficult-to-control weeds such as herbicide-resistant Palmer amaranth (*Amaranthus palmeri* S. Watson) in agronomic crops (Montgomery et al. 2018; Wiggins et al. 2016).

Irrespective of their motivations for growing cover crops, growers encounter common challenges such as cover crop establishment, associated risks of introducing new insect and/or plant diseases, soil moisture use, cover crop termination methods, and termination time (Palhano et al. 2018; SARE 2014). Cover crop establishment remains a challenge, in that limited information is available on location-specific planting time, optimum mixture of cover crop species, proper seed rate, inadequate soil moisture at seeding, and injury due to herbicide carryover (Cornelius and Bradley 2017; Keeling et al. 1996; Rogers et al. 1986). Weed control strategies in corn (*Zea mays* L.)–soybean [*Glycine max* (L.) Merr.] cropping systems in the Midwestern United States are predominantly based on herbicides; therefore, the impact of herbicide carryover is critical for establishing cover crops (Cornelius and Bradley 2017; Palhano et al. 2018; Rector et al. 2020). For instance, Rector et al. (2020) evaluated 30 preemergence and postemergence herbicides, including inhibitors of acetolactate synthase, 4-hydroxyphenylpyruvate dioxygenase, very-long-chain fatty acids, protoporphyrinogen oxidase, and photosystem II commonly used in corn, soybean, and cotton (*Gossypium hirsutum* L.) for potential impact on grass [winter wheat, winter barley, cereal rye, winter oats, annual ryegrass (*Lolium multiflorum* (Lam.) Husnot)],

legumes (Austrian winter pea, crimson clover, and hairy vetch), and brassica [forage radish (*Raphanus sativus* L.) and rapeseed (*Brassica napus* L.)]. Results from this study indicated no impact of herbicide carryover on cover crop biomass, though it recorded injury of $\leq 20\%$ in grass cover crops, 20% to 50% in brassica species, and $\leq 30\%$ in legumes (Rector et al. 2020). On the contrary, Palhano et al. (2018) reported reduction in the emergence of leguminous (Austrian winter pea, crimson clover, and hairy vetch) and cruciferous cover crops (rapeseed) following the application of atrazine, diuron, fluridone, fomesafen, metribuzin, pyriithiobac, and sulfentrazone. In the same study, grass cover crops were not affected by soil-applied herbicides, with the exception of biomass reduction in barley following application of flumioxazin, fluridone, mesotrione, S-metolachlor, and sulfentrazone. Similarly, Cornelius and Bradley (2017) reported that some commonly used corn and soybean herbicides have the potential to reduce emergence of cover crops depending on weather conditions, cover crop species, and herbicide.

Despite the evolution and widespread occurrence of glyphosate-resistant weeds, a statewide survey in Nebraska reported that glyphosate is the most widely used herbicide in glyphosate-resistant corn–soybean cropping systems (Sarangi and Jhala 2018). Multiple herbicide-resistant corn and soybean varieties have been adopted by growers in recent years. For example, dicamba/glyphosate-resistant soybean came to market in the 2017 growing season, and in the 2019 growing season, about 70% of soybean planted in Nebraska was dicamba/glyphosate-resistant, with this percentage expected to increase in the future (Jhala et al. 2019). Corn/soybean resistant to 2,4-D choline/glyphosate/glufosinate have been commercialized in recent years (Shyam et al. 2021); additionally, soybean resistant to isoxaflutole/glufosinate/glyphosate, as well as soybean resistant to dicamba/glyphosate/glufosinate have recently become available commercially (Jhala 2019). Because the new generation of multiple herbicide-resistant corn/soybean includes the glyphosate resistance trait, glyphosate is likely to remain the most widely used herbicide, and the issue of glyphosate/AMPA accumulation in the soil may become more prominent, particularly in the Midwestern United States.

In the Midwest, cover crops are commonly planted in the fall before or after corn/soybean harvest. Cereal rye is a widely planted cover crop in the Midwest, though cover crop mixes, including cereal rye, crimson clover, radish, oats, radish, and hairy vetch are also popular (Plastina et al. 2020). Although research has been conducted to determine the residual effect of corn/soybean herbicides on cover crop emergence and biomass production (Cornelius and Bradley 2017), the impact of glyphosate or its metabolite (AMPA) on cover crops has not been explored. The objectives of this study were to evaluate the response of cover crop species, including cereal rye, crimson clover, field pea, hairy vetch, and winter wheat, to glyphosate and AMPA soil residue at different rates in silty clay loam soil, as well as the seed germination of these species in a 0.7 g L⁻¹ solution of AMPA or glyphosate. We hypothesized that an increasing concentration of glyphosate or AMPA residue in soil will reduce the emergence and biomass accumulation of the cover crop species tested.

Materials and Methods

Greenhouse Study

A greenhouse study was conducted in 2017 at the University of Nebraska–Lincoln using soil collected from a local field near

Table 1. Soil texture, nutrient analysis, and glyphosate or aminomethylphosphonic acid (AMPA) residue analysis of the soil used in a study to evaluate response of broadleaf and grass cover crop species to glyphosate or aminomethylphosphonic acid (AMPA) soil residues in a greenhouse study at the University of Nebraska-Lincoln.

Soil characteristic ^a	Value
Texture	Silty clay loam
Series	Wymore
Sand	11%
Silt	49%
Clay	40%
pH	6.1
Organic matter	3.1%
Soil nutrients ^b	Value
N (Nitrate-N Ca-P)	13.3 ppm
N (Nitrate-N)	39.2 kg ha ⁻¹
P (Phosphorus-Mehlich-3)	17 ppm
K (Potassium NH ₄ OAc)	142 ppm
S (Sulfate Ca-P)	3 ppm
Zn (Zinc DTPA)	0.36 ppm
Fe (Fe DTPA)	54.8 ppm
Mn (Manganese DTPA)	21.8 ppm
Cu (Copper DTPA)	1.66 ppm
Ca (Calcium NH ₄ OAc)	2,737 ppm
Mg (Magnesium NH ₄ OAc)	555 ppm
Na (Sodium NH ₄ OAc)	32 ppm
B (Boron hot water)	0.48 ppm
Herbicide residue ^c	Value
Glyphosate	< 0.025 mg kg ⁻¹
AMPA	No detectable residue

^aSoil analysis to determine soil texture, organic matter, pH, and macro/micro-nutrients was conducted at Ward Laboratories, Kearney, NE.

^bAbbreviation: DTPA, diethylenetriaminepentaacetic acid.

^cSoil samples were analyzed for the presence of glyphosate and/or AMPA residue at Waypoint Analytical, Memphis, TN.

Lincoln, NE, with a history of glyphosate-resistant corn–soybean crop rotation and glyphosate application. Soil from a field with a history of glyphosate application was selected to simulate the realistic field soil situation, as previous research has reported that glyphosate concentration in soil is correlated with the cumulative doses and total number of applications rather than last spraying event dose (Primost et al. 2017). The soil was air-dried and put through a 5-mm sieve to remove clods and plant material. Unsterilized soil was used in this study to maintain soil micro-organisms that play an important role in glyphosate or AMPA degradation under natural conditions (Singh and Walker 2006; Sprankle et al. 1975). Soil analysis was performed on representative samples at a commercial soil testing laboratory (Ward Laboratories, Kearney, NE) to determine the soil texture, organic matter, pH, and macro/micro-nutrients (Table 1). Soil samples were analyzed for the presence of glyphosate and/or AMPA residue in a laboratory (Waypoint Analytical, Memphis, TN) using high-performance liquid chromatography (Table 1).

Glyphosate and AMPA Treatments

Potassium salt of glyphosate and AMPA (Bayer Crop Science, St Louis, MO) with 58% and 99.2% purity of acid equivalent (ae), respectively, were used in this study. Pots were filled with 1 kg of soil thoroughly mixed with 0, 3.5, 7, 14, 35, 70, and 105 mg ae of glyphosate or AMPA. The application rates represent 0, 3.5, 7, 14, 35, 70, and 105 kg ae ha⁻¹ of glyphosate or AMPA applied assuming a soil density of 1.5 g cm⁻³ and 6.7 cm of soil depth evenly receiving the treatment. Treatments were prepared for four

replications together by mixing each concentration of glyphosate or AMPA with sieved soil to avoid the cumulation of measuring error, especially for the lower concentrations. For example, 3.5 mg ae kg⁻¹ of glyphosate or AMPA treatment was prepared by mixing 14 mg ae of glyphosate or AMPA in 4 kg of finely sieved soil in a plastic box fixed with a closed lid and thoroughly mixed using a small, customized soil tumbler to ensure thorough mixing. To confirm the activity of samples as well as the sensitivity of cover crop species, technical-grade glyphosate at the labeled rate of 1.26 kg ha⁻¹ and AMPA at 0.41 kg ha⁻¹ was applied postemergence on 8- to 10-cm tall plants of all cover crop species tested in this study using a chamber track sprayer (DeVries Manufacturing Corp, Hollandale, MN) fitted with an 8001E nozzle (TeeJet; Spraying Systems Co., Wheaton, IL) calibrated to deliver 190 L ha⁻¹ carrier volume at 207 kPa. The experiments were conducted separately for each species in a completely randomized design with four replications and repeated twice under the same treatments and growing conditions with a day/night temperature of 22 to 24/15 to 17 C and a 15-h photoperiod. Nutrients [fertilizer containing 10% total nitrogen (N), 5% available phosphate (P₂O₅), 14% soluble potash, 6% calcium (Ca), 2% magnesium (Mg), 3% sulfur (S), 0.12% iron (Fe), and 0.05% manganese; GH Inc., Sebastopol, CA] were added at a rate of 15 g L⁻¹ of water twice a week.

Cover Crop Species

Four seeds of broadleaf cover crop species (crimson clover, field pea, and hairy vetch), and grass cover crop species (cereal rye and winter wheat) were planted at 1.5 to 3 cm depth separately in each experimental unit (a 10 cm × 10 cm × 10 cm plastic pot filled with glyphosate- or AMPA-treated soil). Following emergence, extra plants were thinned out to retain two plants per pot. Soil moisture was maintained at field capacity using Decagon 5TE soil moisture sensors (Decagon Devices, Pullman, WA) in representative pots for each species, and the amount of water required to maintain the soil moisture at field capacity was added daily.

Data Collection

The soil plant analysis development (SPAD) chlorophyll meter (SPAD-502; Minolta Camera Co. Ltd., Japan) was used to collect SPAD values as a diagnostic measure of plant growth from four fully expanded leaves starting from the top of the plant at 4 wk after planting. Plants were harvested 8 wk after planting to determine biomass accumulation. Shoot biomass was collected by cutting the plants close to the soil surface, then placing them in paper bags and drying them in an oven at 65 C to achieve a constant weight. Similarly, root biomass was collected by washing the roots carefully, then placing them in paper bags and drying them in an oven at 65 C. It is pertinent to mention that retaining 100% root biomass was not practical, and between 1% and 10% root biomass was likely lost during the washing process.

Seed Germination Study

As a follow-up to the greenhouse study, laboratory experiments were carried out to evaluate the impact of AMPA or glyphosate on seed germination of cereal rye, crimson clover, field pea, hairy vetch, and winter wheat. Seeds were soaked in Petri plates filled with 150 ml of a 0.7 g L⁻¹ solution of AMPA or glyphosate (prepared by dissolving 0.7 g ae of glyphosate or AMPA in 1 L

Table 2. Regression models fit on the soil plant analysis development (SPAD) values (an indirect measure of chlorophyll content in leaves used as a diagnostic of plant growth) in crimson clover, field pea, hairy vetch (dicot cover crop species), cereal rye, and winter wheat (monocot cover crop species) grown on soil treated with aminomethylphosphonic acid (AMPA) or glyphosate under greenhouse conditions at the University of Nebraska–Lincoln.

Herbicide	Cover crop	Regression equation	P value ^a
AMPA	Cereal rye	$y = 42 - 0.020x$	0.2356
	Crimson clover	$y = 39 - 0.012x$	0.5122
	Field pea	$y = 32 - 0.040x$	0.0266*
	Hairy vetch	$y = 34 - 0.010x$	0.5720
	Winter wheat	$y = 39 + 0.010x$	0.7302
Glyphosate	Cereal rye	$y = 38 + 0.001x$	0.9733
	Crimson clover	$y = 39 - 0.090x$	0.4606
	Field pea	$y = 41 + 0.015x$	0.0983
	Hairy vetch	$y = 34 - 0.050x$	0.0199*
	Winter wheat	$y = 41 + 0.015x$	0.0982

^aAsterisks (*) refer to P values < 0.05, meaning that null hypothesis $\beta = 0$ is rejected and there is a significant relationship between variables in the linear regression model $y = \alpha - \beta x$, where y is the response variable, x is the independent variable, α is an intercept, and β is the slope or coefficient of regression.

of water) (Chen et al. 2004) and maintained at a day/night temperature of 22 to 24/15 to 17 C. The seeds were checked every day, and germination count was taken 8 to 10 d after beginning the study. The experiments were conducted separately for each cover crop species with AMPA or glyphosate in a completely randomized design with four replications and repeated twice.

Data Analysis

Data analysis was conducted in R, and the figures were developed using the package ggplot2 (R Core Team 2020). Data from multiple runs of the experiments were combined based on the ANOVA, considering run as a fixed factor. Following data visualization and model selection based on Akaike's Information Criteria; linear regression models were used to analyze the data. Data from the seed germination study was subjected to ANOVA after checking the assumptions of normality using the Shapiro-Wilk test, and homogeneity of variance using Levene's test in R. When ANOVA indicated that treatment effects were significant, mean separation was accomplished using Tukey test in R.

Results and Discussion

Experimental run-by-treatment interaction was not significant; therefore, data from multiple experimental runs were combined for analysis for greenhouse (pot) and laboratory (Petri plates) studies. Preliminary study of glyphosate or AMPA applied post-emergence to 8- to 10-cm tall cereal rye, crimson clover, hairy vetch, field pea, and winter wheat confirmed the sensitivity to glyphosate and AMPA with 80% to 100% and 40% to 60% control, respectively, after 2 wk of application (data not shown). This strategy aimed at confirming that none of the cover crop species is glyphosate-resistant and at evaluating the activity of AMPA and glyphosate.

Greenhouse Study

The SPAD values of cereal rye, crimson clover, hairy vetch, field pea, and winter wheat grown in treatments including 3.5, 7, 14, 35, 70, and 105 mg ae of AMPA or glyphosate kg⁻¹ of soil or nontreated soil were comparable, suggesting that increasing concentrations of AMPA or glyphosate had no impact on chlorophyll content (Table 2; Figure 1). Sun et al. (2019) used a

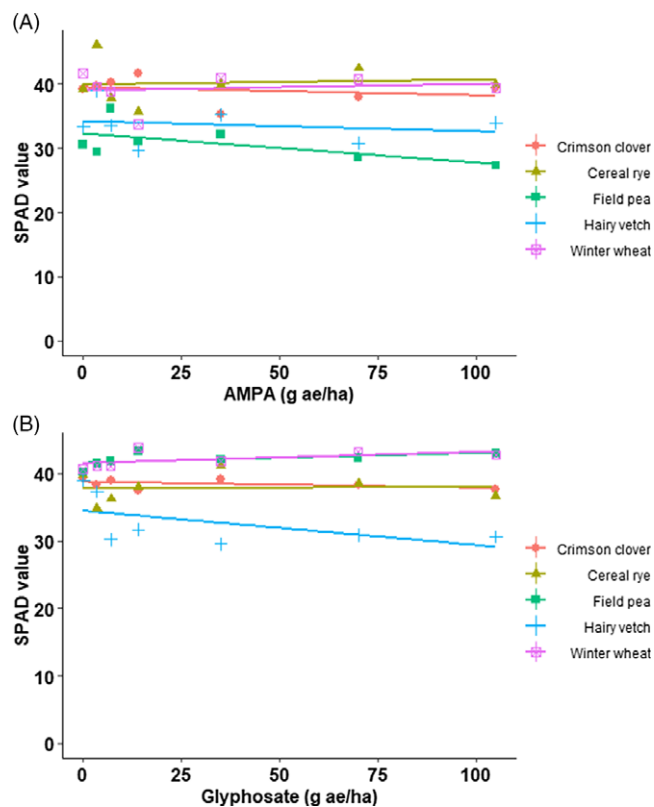


Figure 1. The soil plant analysis development (SPAD) value of crimson clover, field pea, hairy vetch (dicot cover crop species), and cereal rye and winter wheat (monocot cover crop species) grown on field soil treated with (A) aminomethylphosphonic acid (AMPA) and (B) glyphosate under greenhouse conditions (22 to 24/15 to 17 C day/night temperature) at the University of Nebraska–Lincoln.

SPAD-502 chlorophyll meter to evaluate relative chlorophyll content in cucumber (*Cucumis sativus* L.) in response to bensulfuron-methyl residues in soil and reported that SPAD values were positively correlated to chlorophyll content. Linear regression model fit to the SPAD values of field pea grown on AMPA-treated soil, and cereal rye or winter wheat grown on glyphosate-treated soil had a P value < 0.05, though with no apparent biologically negative impact at the rates applied (Table 2; Figure 1). Glyphosate and/or AMPA have been reported to impair photosynthesis through degrading or inhibiting chlorophyll biosynthesis (Gomes et al. 2014; Mateos-Naranjo 2009; Zobiole et al. 2011). Reduction in concentration of Mg, Mn (Cakmak et al. 2009), and Fe (Marsh et al. 1963) due to the chelating action of glyphosate following foliar application has been linked to the inhibition of the chlorophyll-biosynthetic pathway. Similarly, Serra et al. (2013) suggested that reduction of glycine, serine, and glutamate in AMPA-treated mouse-ear cress [*Arabidopsis thaliana* (L.) Heynh.] plants resulted in reduction of δ -aminolevulinic acid and chlorophyll content.

The shoot and root biomass of cover crop species were in the same range irrespective of AMPA or glyphosate rates and were comparable with the nontreated control (Table 2; Table 3; Figure 2 and Figure 3). For example, shoot biomass of crimson clover varied from 6 to 8 g with AMPA or glyphosate or the nontreated control (Figure 1). Blackshaw and Harker (2016) estimated that glyphosate concentrations of 320, 150, and 350 mg kg⁻¹ in sandy loam soil and 120, 80, and 90 mg kg⁻¹ in loamy sand soil will be required for 20% shoot biomass reduction in wheat, field pea, and canola, respectively. Further, the same study predicted that AMPA concentrations of >500 mg kg⁻¹ in sandy loam soil

Table 3. Regression models fit on above-ground and root biomass values in crimson clover, field pea, hairy vetch (dicot cover crop species), cereal rye, and winter wheat (monocot cover crop species) grown on soil treated with aminomethylphosphonic acid (AMPA) or glyphosate under greenhouse conditions at the University of Nebraska–Lincoln.

Compound	Plant species	Regression equation	P value
Aboveground biomass			
AMPA	Cereal rye	$y = 1.80 + 0.010x$	0.01765
	Crimson clover	$y = 6.42 - 0.002x$	0.77234
	Field pea	$y = 5.74 + 0.004x$	0.77851
	Hairy vetch	$y = 7.32 + 0.001x$	0.91465
	Winter wheat	$y = 2.70 + 0.010x$	0.02176
Glyphosate	Cereal rye	$y = 2.62 + 0.005x$	0.25219
	Crimson clover	$y = 7.51 + 0.004x$	0.50543
	Field pea	$y = 8.31 + 0.004x$	0.44445
	Hairy vetch	$y = 4.60 + 0.004x$	0.34206
	Winter wheat	$y = 3.41 + 0.010x$	0.00046***
Root biomass			
AMPA	Cereal rye	$y = 3.50 + 0.019x$	0.19769
	Crimson clover	$y = 1.29 + 0.003x$	0.43571
	Field pea	$y = 2.24 - 0.009x$	0.14107
	Hairy vetch	$y = 3.11 + 0.020x$	0.17550
	Winter wheat	$y = 4.31 - 0.001$	0.89785
Glyphosate	Cereal rye	$y = 3.01 + 0.052x$	0.00084***
	Crimson clover	$y = 1.88 + 0.007x$	0.23082
	Field pea	$y = 2.04 + 0.002x$	0.61608
	Hairy vetch	$y = 1.43 - 0.001x$	0.43373
	Winter wheat	$y = 4.90 + 0.024x$	0.19244

^aAsterisks (***) refer to P values < 0.01, meaning that null hypothesis $\beta = 0$ is rejected and there is a significant relationship between variables in the linear regression model $y = \alpha - \beta x$, where y is the response variable, x is the independent variable, α is an intercept, and β is the slope or coefficient of regression.

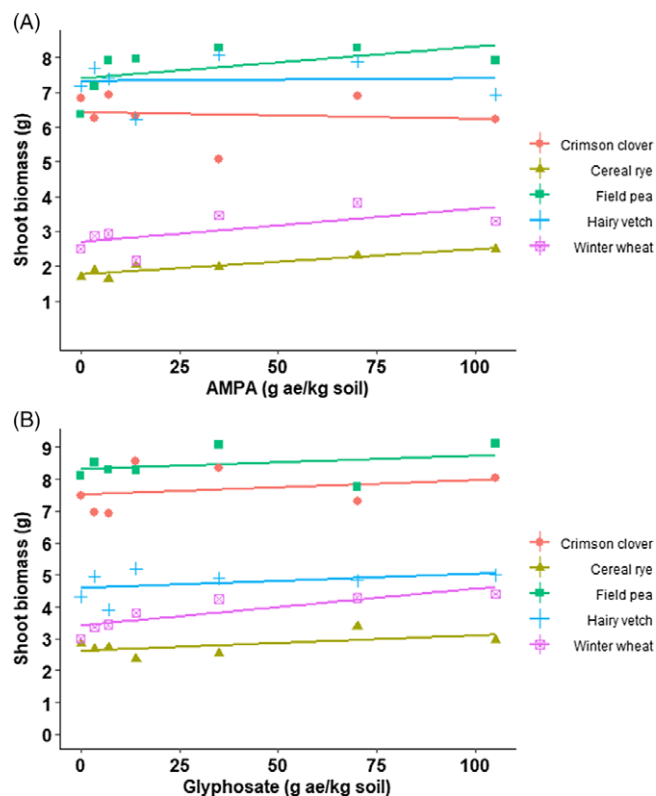


Figure 2. Shoot biomass (g) of crimson clover, field pea, hairy vetch (dicot cover crop species), and cereal rye and winter wheat (monocot cover crop species) grown on field soil treated with (A) aminomethylphosphonic acid (AMPA) or (B) glyphosate under greenhouse conditions (22 to 24/15 to 17 C day/night temperature) at the University of Nebraska–Lincoln.

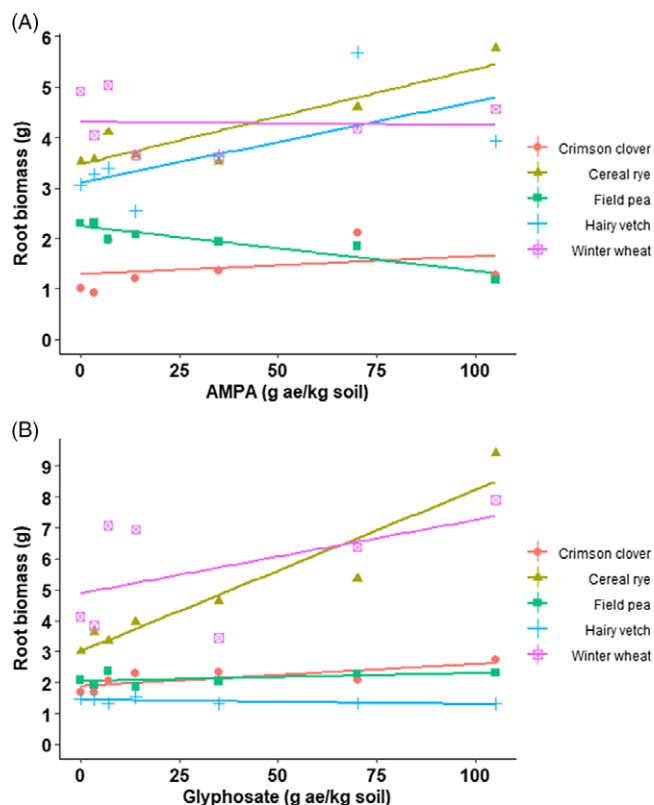


Figure 3. Root biomass (g) of crimson clover, field pea, hairy vetch (dicot cover crop species), and cereal rye and winter wheat (monocot cover crop species) grown on field soil treated with (A) aminomethylphosphonic acid (AMPA) or (B) glyphosate under greenhouse conditions (22 to 24/15 to 17 C day/night temperature) at the University of Nebraska–Lincoln.

and 80, 40, and 20 mg kg⁻¹ in loamy sand would be needed for 20% shoot biomass reduction in wheat, field pea, and canola, respectively. No cover crop injury was observed in current study, likely a result of greater glyphosate and/or AMPA adsorption in the soil due to higher clay content (40%) (Table 1). Glass (1987) concluded that glyphosate adsorption is positively correlated to the clay content in soil by observing a Freundlich adsorptive capacity (K) of 76 in Houston clay loam soil (52.6% clay) and 33 in Sassafras sandy loam soil (7.1% clay). Similarly, Sprankle et al. (1975) reported rapid inactivation of glyphosate in clay loam and muck soil compared to washed quartz sand. Other significant factors for glyphosate adsorption or availability in soil are phosphate concentration, pH, cation exchange capacity, soil organic matter, and soil moisture (Glass 1987; Salazar and Appleby 1982; Sprankle et al. 1975).

Seed Germination Study

Seed germination of crimson clover and field pea was comparable to the nontreated control, and there was no effect of soaking seeds in the 0.7 g L⁻¹ glyphosate solution. Likewise, germination of all cover crop species soaked in the 0.7 g L⁻¹ AMPA solution was comparable to the nontreated control (Table 4). Similarly, Segura et al. (1978) reported no reduction in germination of Italian ryegrass [*Lolium perenne* L. ssp. *multiflorum* (Lam.) Husnot] and red clover (*Trifolium pretense* L.) with glyphosate at 1 or 2 kg ha⁻¹ applied directly on seeds or on seeds covered with soil compared to the nontreated control. In contrast, germination

Table 4. Germination (%) of crimson clover, field pea, hairy vetch (dicot cover crop species) and cereal rye and winter wheat (monocot cover crop species) treated with a 0.7-g L⁻¹ solution of aminomethylphosphonic acid (AMPA) or glyphosate.

Treatment	Cereal rye ^a	Crimson clover ^a	Field pea ^a	Hairy vetch ^a	Winter wheat ^a
Nontreated control	68 ab	94 a	100 a	82 a	92 a
AMPA	83 a	80 a	90 a	80 a	100 a
Glyphosate	20 b	83 a	97 a	7 b	47 b

^aMeans within columns followed by the same letter are statistically not different, whereas means within columns with different letters are statistically different.

of cereal rye, hairy vetch, and winter wheat seeds soaked in the 0.7 g L⁻¹ glyphosate solution was reduced by 48%, 74%, and 45%, respectively, compared to the nontreated control (Table 4). Mondal et al. (2017) reported 55% and 40% reduction in field pea seed germination with exposure to 3 and 4 mg L⁻¹ glyphosate solution, respectively. Segura et al. (1978) reported 6% and 23% reduction in Italian ryegrass seed germination and 19% and 20% reduction in germination of red clover with glyphosate at 4 kg ha⁻¹ applied directly to covered and uncovered seeds, respectively, compared to the nontreated control. Grzesiuk et al. (2018) revealed that glyphosate causes reduction in seed germination due to its interference with the level of indole-3-acetic acid, which is required for root and shoot development during germination and seedling growth in radish.

Practical Implications

The results of this study indicated that glyphosate and AMPA had no effect on emergence, growth, and biomass production of cover crop species, including cereal rye, crimson clover, hairy vetch, field pea, and winter wheat, in silty clay loam soil under greenhouse conditions. Germination of cereal rye, hairy vetch, and winter wheat seeds soaked in glyphosate solution was reduced by 48%, 74% and 45%, respectively, suggesting that under soil conditions, glyphosate was deactivated and remained unavailable for imbibition by the seed or root uptake. Similarly, Tesfamariam et al. (2009) reported lower toxicity on sunflower (*Helianthus annuus* L.) grown on soil treated with glyphosate (55% to 70% biomass reduction) compared to soil containing residues released from decomposing glyphosate-treated perennial ryegrass (90% biomass reduction). The inactivation of glyphosate in soil has been attributed to adsorption on phosphate-binding sites and microbial degradation (Blake and Pallett 2018; Giesy et al. 2000; Sprankle et al. 1975). Varying results have been reported in the literature about the effect of glyphosate residue and/or its metabolites, including AMPA on nontarget species as a result of dynamic interactions in soil influenced by diverse soil-physicochemical and biological properties (Piotrowicz-Cieślak et al. 2010; Sacała et al. 2011; Wagner et al. 2003).

The results of this study showed no effect of glyphosate or AMPA residue in silty clay loam soil on any of the tested cover crop species under greenhouse conditions; however, seed germination of cereal rye, hairy vetch, and winter wheat was reduced when soaked in a 0.7 g L⁻¹ solution of glyphosate. It must be noted, however, that glyphosate is a foliar-active herbicide applied before, during, or after planting glyphosate-resistant crops for weed control in the Midwest; therefore, it is unlikely that when cover crops are planted in the fall, a 0.7-g L⁻¹ concentration of glyphosate

will be present in silt clay loam soils to affect germination of cover crop species.

Acknowledgment. The authors acknowledge Greg Elmore of Bayer Crop Science for useful discussion and providing the glyphosate and AMPA used in this project. No conflicts of interest have been declared.

References

- Al-Rajab AJ, Hakami OM (2014) Behavior of the non-selective herbicide glyphosate in agricultural soil. *Am J Environ Sci* 10:94–101
- Alonso-Ayuso M, Quemada M, Vancooster M, Ruiz-Ramos M, Rodriguez A, Gabriel JL (2018) Assessing cover crop management under actual and climate change conditions. *Sci Total Environ* 621:1330–1341
- Baraibar B, MC Hunter, ME Schipanski, A Hamilton, DA Mortensen (2018) Weed suppression in cover crop monocultures and mixtures. *Weed Sci* 66:121–133
- Baylis AD (2000) Why glyphosate is a global herbicide: strengths, weaknesses and prospects. *Pest Manage Sci* 56:299–308
- Benbrook CM (2016) Trends in glyphosate herbicide use in the United States and globally. *Environ Sci Europe* 28:3 <https://doi.org/10.1186/s12302-016-0070-0>. Accessed: June 10, 2021
- Blackshaw RE, Harker KN (2016) Wheat, field pea, and canola response to glyphosate and AMPA soil residues. *Weed Technol* 30:985–991
- Blake R, Pallett K (2018) The environmental fate and ecotoxicity of glyphosate. *Outlooks Pest Manag* 29:266–269
- Blanco-Canqui H, Jasa P (2019) Do grass and legume cover crops improve soil properties in the long term? *Soil Sci Soc Am J* 83:1181–1187
- Bott S, Tesfamariam T, Kania A, Eman B, Aslan N, Römheld V, Neumann G (2011) Phytotoxicity of glyphosate soil residues re-mobilised by phosphate fertilization. *Plant Soil* 342:249–263
- Buchanan AL, Kolb LN, Hooks CR (2016) Can winter cover crops influence weed density and diversity in a reduced tillage vegetable system? *Crop Prot* 90:9–16
- Cakmak I, Yazici A, Tutus Y, Ozturk L (2009) Glyphosate reduced seed and leaf concentrations of calcium, manganese, magnesium, and iron in non-glyphosate resistant soybean. *Eur J Agron* 31:114–119
- Campiglia E, Radicetti E, Mancinelli R (2012) Weed control strategies and yield response in a pepper crop (*Capsicum annuum* L.) mulched with hairy vetch (*Vicia villosa* Roth.) and oat (*Avena sativa* L.) residues. *Crop Prot* 33:65–73
- Chen CY, Hathaway KM, Folt CL (2004) Multiple stress effects of Vision herbicide, pH, and food on zooplankton and larval amphibian species from forest wetlands. *Environ Toxicol Chem* 23:823–831
- Cornelius CD, Bradley KW (2017) Carryover of common corn and soybean herbicides to various cover crop species. *Weed Technol* 31:21–31
- Curran WS, DD Lingenfelter, JF Tooker (2021) Cover crops. Pages 136–154 in *The 2021–2022 Agronomy Guide*. Penn State College of Agric Sci, University Park <http://extension.psu.edu/agronomy-guide>. Accessed: November 5, 2021
- Dion HM, Harsh JB, Hill HH Jr (2001) Competitive sorption between glyphosate and inorganic phosphate on clay minerals. *J Radioanal Nucl Chem* 249:385–390
- Dorn B, Jossi W, Van Der Heijden MGA (2015) Weed suppression by cover crops: comparative on-farm experiments under integrated and organic conservation tillage. *Weed Res* 55:586–597
- Giesy JP, Dobson S, Solomon KR (2000) Ecotoxicological risk assessment for Roundup® herbicide. *Rev Environ Contam Toxicol* 167:35–120
- Glass RL (1987) Adsorption of glyphosate by soil and clay minerals. *J Agric Food Chem* 35:497–500
- Gomes MP, Smedbol E, Chalifour A, Hénault-Ethier L, Labrecque M, Lepage L, Lucotte M, Juneau P (2014) Alteration of plant physiology by glyphosate and its by-product aminomethylphosphonic acid: an overview. *J Exp Bot* 65:4691–4703
- Grzesiuk A, Dębski H, Oknińska K, Koczkodaj D, Szwed M, Horbowicz M (2018) Effect of root-zone glyphosate exposure on growth and anthocyanins content of radish seedlings. *Acta Sci Pol Hortorum Cultus* 17:3–10

- Jhala AJ (2019) Factors to consider when multiple herbicide-resistant soybean traits coexist. Nebraska Extension, Lincoln, NE. 6 p. <https://extensionpublications.unl.edu/assets/pdf/g2326.pdf>. Accessed: June 29, 2021
- Jhala AJ, Knezevic SZ, Klein R, Rees J, Pryor R, Creger T (2019) Dicamba off-target injury continuous in 2019 in Nebraska. Crop Watch. University of Nebraska Extension. <https://cropwatch.unl.edu/2019/dicamba-target-injury-continues-2019-nebraska>. Accessed: September 24, 2020
- Keeling JW, Matches AG, Brown CP, Karnezos TP (1996) Comparison of interseeded legumes and small grains for cover crop establishment in cotton. *Agron J* 88:219–222
- Laitinen P, Siimes K, Rämö S, Jauhiainen L, Eronen L, Oinonen S, Hartikainen H (2008) Effects of soil phosphorus status on environmental risk assessment of glyphosate and glufosinate-ammonium. *J Environ Qual* 37:830–838
- Marsh HVJ, Evans HJ, Matrone G (1963) Investigations of the role of iron in chlorophyll metabolism II. Effect of iron deficiency on chlorophyll synthesis. *Plant Physiol* 38:638–642
- Masiunas JB, Weston LA, Weller SC (1995) The impact of rye cover crops on weed populations in a tomato cropping system. *Weed Sci* 43:318–323
- Mateos-Naranjo E, Redondo-Gómez S, Cox L, Cornejo J, Figueroa ME (2009) Effectiveness of glyphosate and imazamox on the control of the invasive cordgrass *Spartina densiflora*. *Ecotoxicol Environ Safety* 72:1694–1700
- Miles CJ, Moye HA (1988) Extraction of glyphosate herbicide from soil and clay minerals and determination of residues in soil. *J Agric Food Chem* 36:486–491
- Mondal S, Kumar M, Haque S, Kundu D (2017) Phytotoxicity of glyphosate in the germination of *Pisum sativum* and its effects on germinating seedlings. *Environ Health Toxicol* 32: e2017011. doi: [10.5620/eht.e2017011](https://doi.org/10.5620/eht.e2017011)
- Montgomery GB, McClure AT, Hayes RM, Walker FR, Senseman SA, Lawrence SE (2018) Dicamba-tolerant soybean combined cover crop to control Palmer amaranth. *Weed Technol* 32:109–115
- Palhano MG, Norsworthy JK, Barber T (2018) Evaluation of chemical termination options for cover crops. *Weed Technol* 32:227–235
- Piotrowicz-Cieslak AI, Adomas B, Michalczyk DJ (2010) Different glyphosate phytotoxicity of seeds and seedlings of selected plant species. *Pol J of Environ Stud* 19:123–129
- Plastina A, Liu F, Miguez F, Carlson S (2020) Cover crops use in Midwestern US agriculture: perceived benefits and net returns. *Renewable Agriculture and Food Systems* 38–48. <https://doi.org/10.1017/S1742170518000194>. Accessed: June 10, 2021
- Primost JE, Marino DJG, Aparicio VC, Costa JL, Carriquiriborde P (2017) Glyphosate and AMPA, “pseudo-persistent” pollutants under real-world agricultural management practices in the Mesopotamic Pampas agroecosystem, Argentina. *Environ Pollut* 229:771–779
- R Core Team (2020) R: a language and environment for statistical computing. Vienna: R Foundation for Statistical Computing. <https://www.R-project.org/>. Accessed: June 10, 2021
- Rector LS, Pittman KB, Beam SC, Bamber KW, Cahoon CW, Frame WH, Flessner ML (2020) Herbicide carryover to various fall-planted cover crop species. *Weed Technol* 34:25–34
- Rogers CB, Talbert R, Frans R (1986) Effect of cotton (*Gossypium hirsutum*) herbicide carryover on subsequent crops. *Weed Sci* 34:756–760
- Sacała E, Demczuk A, Grzyś E (2011) Laboratory study to investigate the response of *Cucumis sativus* L. to Roundup and Basta applied to the rooting medium. Pages 49–62 in El-Ghany Hasaneen MNA, ed, *Herbicides – mechanisms and mode of action*. InTech, Rijeka. <https://www.intechopen.com/chapters/25152>. Accessed: November 5, 2021
- Salazar LC, Appleby AP (1982) Herbicidal activity of glyphosate in soil. *Weed Sci* 30:463–466
- Sarangi D, Jhala AJ (2018) A statewide survey of stakeholders to assess the problem weeds and weed management practices in Nebraska. *Weed Technol* 32:642–655
- [SARE] Sustainable Agriculture Research and Education (2015) Cover crop survey analysis. <https://www.sare.org/wp-content/uploads/2014-2015-Cover-Crop-Report.pdf>. Accessed: December 4, 2020
- [SARE] Sustainable Agriculture Research and Education (2014) Cover crop survey. <http://www.sare.org/Learning-Center/From-the-Field/North-Central-SARE-From-the-Field/2013-14-Cover-Crops-Survey-Analysis>. Accessed: January 2, 2020
- Segura J, Bingham SW, Foy CL (1978) Phytotoxicity of glyphosate to Italian ryegrass (*Lolium multiflorum*) and red clover (*Triflorum pratense*). *Weed Sci* 26:32–36
- Serra AA, Nuttens A, Larvor V, Renault D, Couée I, Sulmon C, Gouesbet G (2013) Low environmentally relevant levels of bioactive xenobiotics and associated degradation products cause cryptic perturbations of metabolism and molecular stress responses in *Arabidopsis thaliana*. *J Expt Bot* 64: 2753–2766
- Shyam C, Chahal PS, Jhala AJ, Jugulam M (2021) Management of glyphosate-resistant Palmer amaranth (*Amaranthus palmeri*) in 2,4-D choline, glufosinate, and glyphosate-resistant soybean. *Weed Technol* 35:136–143
- Singh BK, Walker A (2006) Microbial degradation of organophosphorus compounds. *FEMS Microbiol Rev* 30:428–471
- Sprinkle P, Meggitt WF, Penner D (1975) Adsorption, action and translocation of glyphosate. *Weed Sci* 23:235–240
- Sturm DJ, Pateinatos G, Gerhards R (2018) Contribution of allelopathic effects to the overall weed suppression by different cover crops. *Weed Res* 58:331–337
- Sun L, Xu H, Hao H, An S, Lu C, Wu R, Su W (2019) Effects of bensulfuron-methyl residue on photosynthesis and chlorophyll fluorescence in leaves of cucumber seedlings. *PloS one* 14(4) e0215486. <https://doi.org/10.1371/journal.pone.0215486> Accessed: June 1, 2021
- Teasdale, JR, Mohler CL (2000) The quantitative relationship between weed emergence and the physical properties of mulches. *Weed Sci* 48:385–392
- Tesfamariam T, Bott S, Cakmak I, Römheld V, Neumann G (2009) Glyphosate in the rhizosphere—role of waiting times and different glyphosate binding forms in soils for phytotoxicity to non-target plants. *Eur J Agron* 31:126–132
- Wagner R, Kogan M, Parada AM (2003) Phytotoxic activity of root absorbed glyphosate in corn seedlings (*Zea mays* L.). *Weed Biol Manag* 3:228–232
- Wiggins MS, McClure MA, Hayes RM, Steckel LE (2016) Integrating cover crops and POST herbicides for glyphosate-resistant Palmer amaranth (*Amaranthus palmeri*) control in corn. *Weed Technol* 29:412–418
- Williams M, Mortensen D, Doran J (1998) Assessment of weed and crop fitness in cover crop residues for integrated weed management. *Weed Sci* 46:595–603
- Zobiolo LHS, Kremer RJ, Oliveira Jr. RS, Constantin J, Oliveira RS (2011) Glyphosate affects chlorophyll, nodulation and nutrient accumulation of “second generation” glyphosate-resistant soybean (*Glycine max* L.). *Pesticide Biochem Physiol* 99:53–60