

The Canadian Journal of Neurological Sciences

Le Journal Canadien des Sciences Neurologiques

SPECIAL FEATURES AND REVIEWS

- **Cognitive Enhancing Agents in Alzheimer's Disease**
Cheryl Waters 249
- **Diagnosis of CNS Lupus**
Paul O'Connor 257
- **Stroke Assessment Scales**
R. Côté et al 261
- **Magnetic Resonance Imaging in Multiple Sclerosis**
D.W. Paty 266
- **The High Cost of Not Doing Neurological Research**
William C. Gibson 273

ORIGINAL ARTICLES

- 274-316
(for complete Table of Contents see page iii)

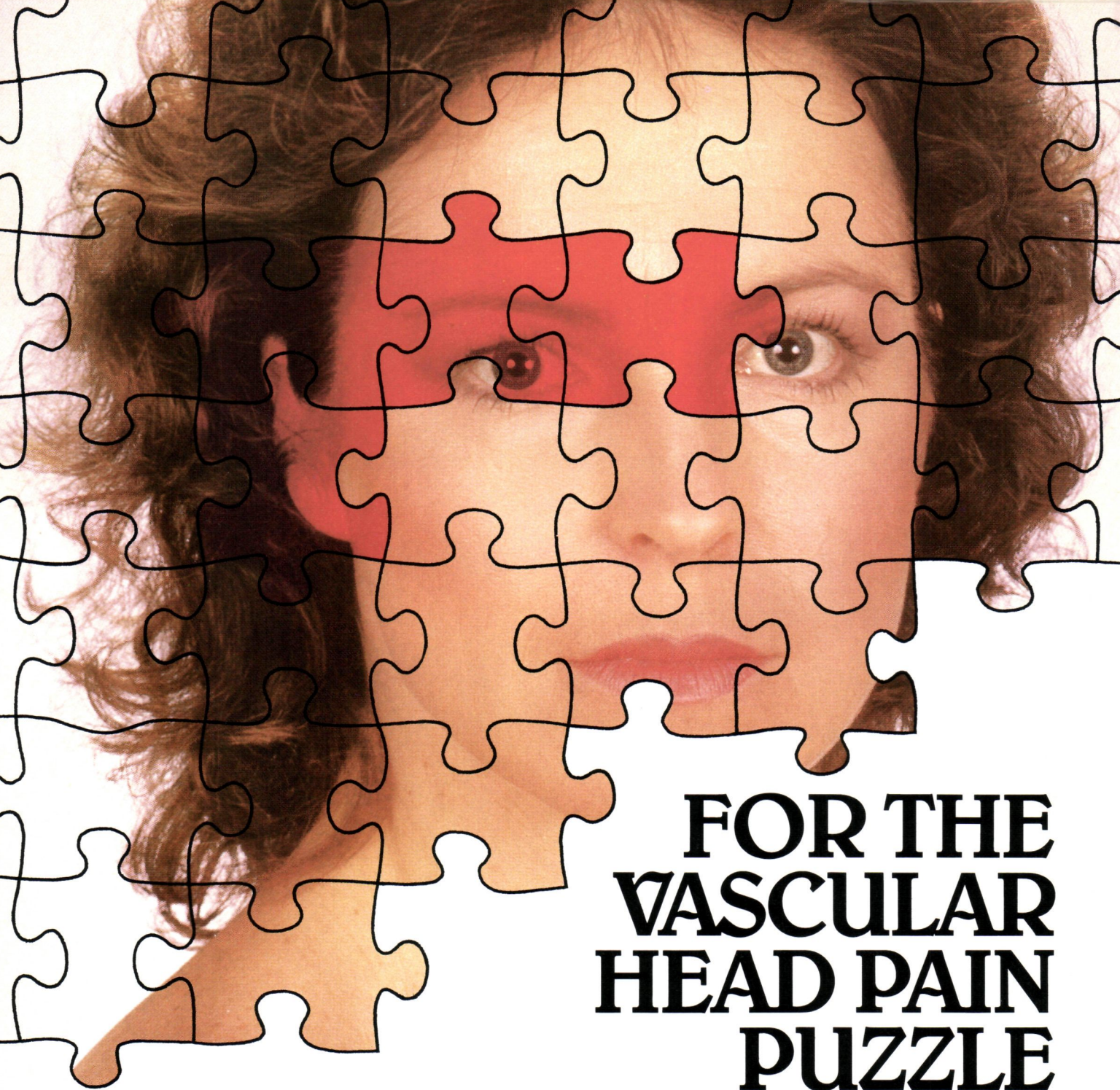
JOURNÉE DES SCIENCES NEUROLOGIQUES DE L'UNIVERSITÉ DE MONTREAL

- **Introduction** 317
- **Un aperçu «echologique» des sciences neurologiques ultramontaines**
Louis J. Poirier..... 320
- **Interactions entre recherches fondamentale et clinique**
D. Albe-Fessard 324
- **Abrégés des communications** 333



The Official Journal of

The Canadian Neurological Society
The Canadian Neurosurgical Society
The Canadian Society of Clinical Neurophysiologists
The Canadian Association for Child Neurology



FOR THE VASCULAR HEAD PAIN PUZZLE





CAFERGOT[®]
To ABORT acute
vascular headache

SANDOMIGRAN[®] DS
PROPHYLAXIS for chronic
recurring vascular headache

SANDOZ[®]



Complete headache therapy
Sandoz Canada Inc., Dorval, Quebec H9R 4P5

Cafergot contains: ergotamine tartrate/caffeine [®]TM
Sandomigran DS contains: pizotyline
Full prescribing information available on request.    

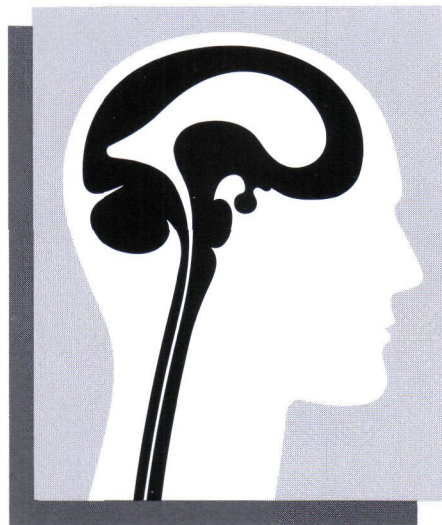
This news deserves the front page.

The first ever controlled release form of carbamazepine has been announced by Geigy Pharmaceuticals.

Tegretol CR (controlled release), a new and special form of tricyclic carbamazepine, was developed to provide better tolerability plus all the proven efficacy of conventional Tegretol. In fact new [®] Tegretol[®] CR can significantly reduce plasma concentration peaks in a B.I.D. dosage regimen.^{1,2} This can result in a more stable pattern of cognitive functioning.³ New Tegretol CR. Available in breakable 200 mg and 400 mg tablets for easier titration. For further information contact your Geigy representative.

News to act on. For initiating therapy or switching from conventional carbamazepine.

Tegretol[®] CR.
carbamazepine.



EXPANDING YOUR HORIZONS IN NEUROSCIENCE



**Hydrocephalus Valves
(with the Hakim Mechanism)
and Accessories**

**Intracranial Pressure (ICP)
Monitoring and
Drainage Systems**

**MICRA™* Titanium
Microsurgical Instruments
and Diamond Knives**

**Implantable
Neural Stimulators
for Intractable Pain**



Editor/Rédacteur en chef Robert G. Lee *Calgary*
Associate Editors/Rédacteurs associés Yves Lamarre *Montreal* Harvey B. Sarnat *Calgary*
Founding Editor/Fondateur-rédacteur Robert T. Ross *Winnipeg*
Book Review Editor/Rédacteur de critiques de livres T. Peter Seland *Calgary*
Managing Editor/Adjoint administratif Sally A. Gregg *Calgary*

Editorial Board/Conseil Scientifique

Albert J. Aguayo <i>Montreal</i>	André Olivier <i>Montreal</i>
Henry J.M. Barnett <i>London</i>	Donald Paty <i>Vancouver</i>
Larry Becker <i>Toronto</i>	Sidney J. Peerless <i>London</i>
Paul Bédard <i>Quebec</i>	Terry Picton <i>Ottawa</i>
George Ebers <i>London</i>	Jean Reiher <i>Sherbrooke</i>
Guy Geoffroy <i>Montreal</i>	Leo P. Renaud <i>Montreal</i>
William J. Logan <i>Toronto</i>	Matthew W. Spence <i>Halifax</i>
Morton Low <i>Vancouver</i>	John Stewart <i>Montreal</i>
John Murphy <i>Toronto</i>	Charles Tator <i>Toronto</i>
Thomas J. Murray <i>Halifax</i>	Simon Verret <i>Quebec</i>
Bryce Weir <i>Edmonton</i>	

Publications Committee/Comité de Rédaction

John Wherrett <i>Toronto</i>	Warren Blume <i>London</i>
Terry Myles <i>Calgary</i>	John Tibbles <i>Halifax</i>

The Official Journal of/La Revue Officielle de:

The Canadian Neurological Society

La Société Canadienne de Neurologie

President/Président — Garth Bray
Secretary-Treasurer/ — William McCormick,
Secrétaire-Trésorier Box 2148, Dickson Centre,
Victoria General Hospital,
Halifax, Nova Scotia
B3H 2Y9

The Canadian Neurosurgical Society

La Société Canadienne de Neurochirurgie

President/Président — Gérard LeBlanc
Secretary-Treasurer/ — Harold Hoffman
Secrétaire-Trésorier Hospital for Sick Children
555 University Avenue
Suite 1504
Toronto, Ontario
M5G 1X1

The Canadian Society of Clinical Neurophysiologists

La Société Canadienne de Neurophysiologistes Cliniques

President/Président — Werner J. Becker
Secretary-Treasurer/ — W. Pryse-Phillips,
Secrétaire-Trésorier Memorial University,
Health Sciences Centre
St. John's, Newfoundland
A1B 2V6

The Canadian Association for Child Neurology

L'Association Canadienne de Neurologie Pédiatrique

President/Président — Kevin Farrell
Secretary-Treasurer/ — Daniel Keene,
Secrétaire-Trésorier Suite 208, 150 Montreal Road,
Vanier, Ontario
K1L 8H2

The permanent secretariat for the 4 societies and the Canadian Congress of Neurological Sciences is at/
Le secrétariat des 4 associations et du Congrès Canadien des Sciences Neurologiques est situé en permanence à:
P.O. Box 4220, Station C, Calgary, AB Canada T2T 2N1 — (403) 229-9544

The Canadian Journal of Neurological Sciences is published quarterly. The annual subscription rate is \$48 for Canada, \$48US for USA and elsewhere. Residents, Interns, Pre- and Post-Doctoral Studies \$24 per annum. Single copies \$15 each. All manuscripts and communications should be sent to: Canadian Journal of Neurological Sciences, P.O. Box 4220, Station C, Calgary, AB Canada T2T 2N1. Courier to: 117C-1330-15 Avenue, S.W., Calgary, AB Canada T3C 3N6. Telephone (403) 229-9575. COPYRIGHT© 1988 by THE CANADIAN JOURNAL OF NEUROLOGICAL SCIENCES INC. No part of this journal may be reproduced in any form without the prior permission of The Canadian Journal of Neurological Sciences. Mailed under second class registration number 3307. Postage paid at Calgary, Alberta. This journal is indexed by *Index Medicus*, *Excerpta Medica* and *Current Contents — Clinical Practice and Life Sciences*.

Le Journal Canadien des Sciences Neurologiques est publié trimestriellement. L'abonnement annuel est de \$48 au Canada et \$48US pour les Etats Unis et ailleurs. Internes, résidents, fellows pré et post doctoral: \$24 par année. Copie simple: \$15. Toutes les communications et les manuscrits doivent être adressés à Journal Canadien des Sciences Neurologiques, P.O. Box 4220, Station C, Calgary, AB Canada T2T 2N1. Par courrier: 117C-1330-15 Avenue S.W., Calgary, AB Canada T3C 3N6. (403) 229-9575

DROITS D'AUTEUR© 1988: THE CANADIAN JOURNAL OF NEUROLOGICAL SCIENCES INC. Aucune partie de ce Journal ne peut être reproduite, sous quelque forme que ce soit, sans la l'autorisation du Journal Canadien des Sciences Neurologiques. Posté sous permis de deuxième classe no 3307. Port payé à Calgary, Alberta. Le Journal est cité et indexé dans *Index Medicus*, *Excerpta Medica* et *Current Contents — Clinical Practice et Life Sciences*.

Advertising representative/Représentant de publicité Keith Health Care Communications,
4953 Dundas St. W., Toronto, Ontario, Canada M9A 1B6 — (416) 239-1233

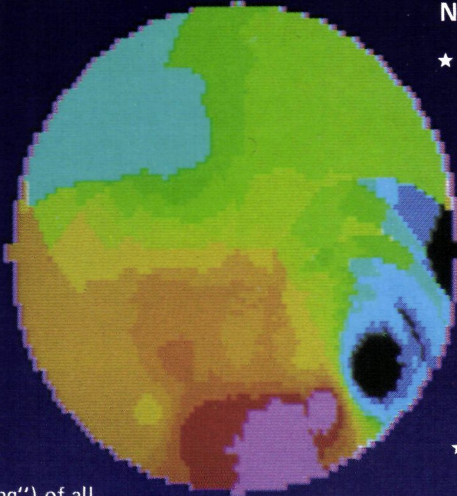
Printer/Imprimeur McAra Printing Limited, 105, 2507 - 12th Street N.E., Calgary, Alberta T2E 7L5

ISSN 0316 - 1671

New Dimension in EEG and Evoked

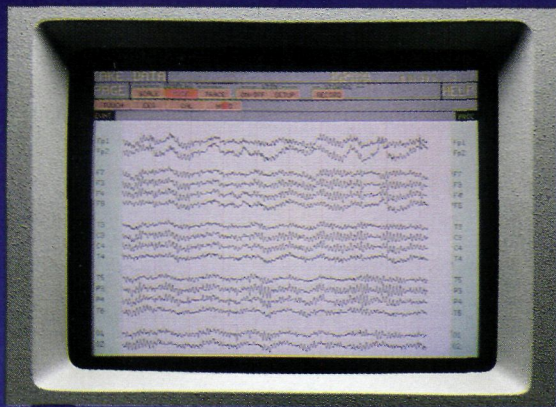
SEEG

- ★ Advanced electroencephalography and evoked potentials testing
- ★ Up to 32 recording channels
- ★ Software—control using a "mouse"
- ★ Storage of raw and digitally processed EEG on (hard)disk or streaming tape
- ★ Review of EEG in any desired montage
- ★ Software for spectral, spatial and statistical analysis and for specific applications
- ★ Topographic display ("brain—mapping") of all EEG and EP data



NeuroScope

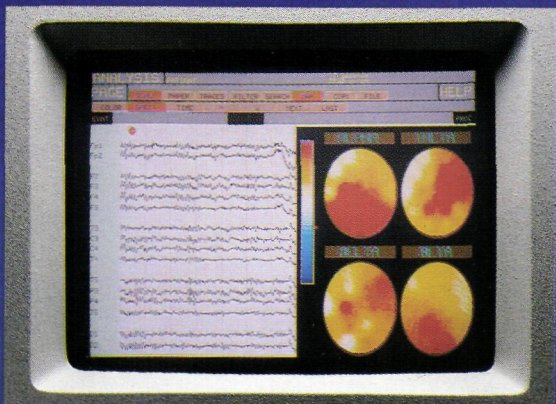
- ★ Unique touch screen control
- ★ Performs up to four—channel auditory, visual and somatosensory evoked potentials
- ★ Can be configured for EEG, CSA and EP Monitoring
- ★ Computer—generated electrode montage including impedance check
- ★ All stimulator functions for VEP, AEP and SEP
- ★ Test results on floppy disk for review and analysis
- ★ Built in thermal printer



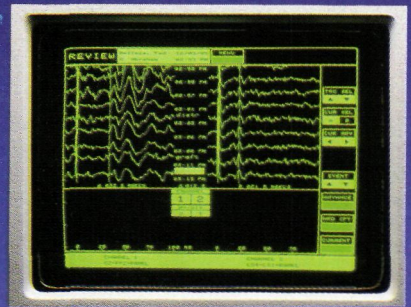
Electroencephalography



EEG and EP Monitoring During Carotid Endarterectomy



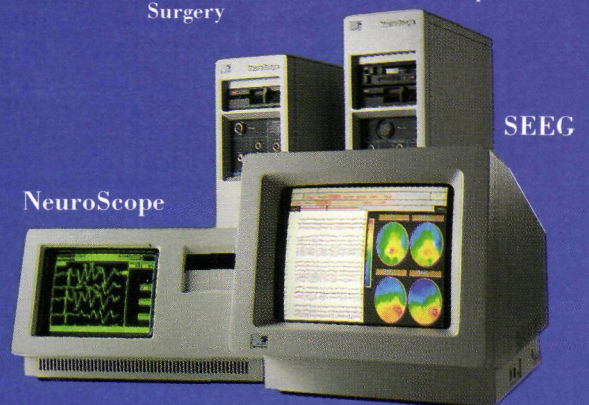
Quantitative Analysis



Evoked Potentials in Brain and Spinal Surgery



DANTEC ELECTRONICS Ltd
140 Shorting Road
Scarborough
Ontario M1S 3S6
Canada
Telephone: (416) 298-2091
Telex: 6525137 dantec tor



NeuroScope

SEEG



Table of Contents

SPECIAL FEATURES AND REVIEWS

Cognitive Enhancing Agents: Current Status in the Treatment of Alzheimer's Disease <i>Cheryl Waters</i>	249
Diagnosis of Central Nervous System Lupus <i>Paul O'Connor</i>	257
Stroke Assessment Scales: Guidelines for Development, Validation, and Reliability Assessment <i>Robert Côté, Renaldo N. Battista, Christina M. Wolfson and Vladimir Hachinski</i>	261
Magnetic Resonance Imaging in the Assessment of Disease Activity in Multiple Sclerosis <i>Donald W. Paty</i>	266
The High Cost of Not Doing Neurological Research <i>William C. Gibson</i>	273

ORIGINAL ARTICLES

Botulinum Toxin Injections in the Treatment of Blepharospasm, Hemifacial Spasm and Eyelid Fasciculations <i>Stephen P. Kraft and Anthony E. Lang</i>	276
Changes in Serum Anticonvulsant Levels with Febrile Illness in Children with Epilepsy <i>Keith J. Goulden, Peter R. Camfield, Carol S. Camfield, John A.R. Tibbles, Joseph M. Dooley, Albert D. Fraser, Kenneth W. Renton</i>	281
Abnormal Visual Adaptation to Flicker in Multiple Sclerosis <i>J.E. Raymond</i>	286
Evoked Potential Studies in Friedreich's Ataxia and Progressive Early Onset Cerebellar Ataxia <i>M. Vanasse, L. Garcia-Larrea, Ph. Neuschwander, P. Trouillas and F. Mauguère</i>	292
Cerebellar Atrophy in Epileptic Patients <i>M.I. Botez, Ezzedine Attig and Jean Lorrain Vézina</i>	299
An Unusual Subacute Progressive Motor Neuronopathy with Myasthenia-like Features <i>J.H. Noseworthy, A.D. Rae-Grant, W.F. Brown</i>	304
Sphenoethmoidal Sinusitis Complicated by Cavernous Sinus Thrombosis and Pontocerebellar Infarction <i>Robert L. Macdonald, J. Max Findlay and Charles H. Tator</i>	310
Myopathy in Primary Systemic Amyloidosis <i>M.E. Roke, W.F.E. Brown, D. Boughner, L.C. Ang, G.P.A. Rice</i>	314


JOURNÉE DES SCIENCES NEUROLOGIQUES DE L'UNIVERSITÉ DE MONTRÉAL/ NEUROLOGICAL SCIENCES DAY AT UNIVERSITÉ DE MONTRÉAL

Introduction	317
Un aperçu «echologique» des sciences neurologiques ultramontaines <i>Louis J. Poirier</i>	320
Interactions entre recherches fondamentale et clinique. Deux exemples tirés d'une expérience personnelle <i>D. Albe-Fessard</i>	324
Abrégés des communications/Abstracts	333
CORRESPONDENCE	353
BOOK REVIEWS	355
NOTES AND ANNOUNCEMENTS	360
CALENDAR OF EVENTS	361
ERRATUM	361
ADVERTISERS INDEX	xxv
INSTRUCTIONS TO AUTHORS	xii



***To the parkinsonian patient,
the little things in life make all the difference***



Add
PARLODEL[®] 
(bromocriptine mesylate)
***Because quality
of life is the issue***

For brief prescribing information
see page xviii

SANDOZ


MEMBER
of
P.A.A.B.

A bright outlook for more epileptic patients

Epival
divalproex sodium

to control seizures in more patients than ever...

Epival, a new form of valproate, is just as effective as valproic acid (VPA) in the control of absence seizures *with or without tonic-clonic manifestations*.^{1,2} Epival is also highly effective in *generalized tonic-clonic seizures*.^{3,4}

with fewer side effects than most anticonvulsants

Epival is offered as enteric-coated tablets that minimize gastric irritation.⁵ Unlike phenobarbital or phenytoin, Epival is rarely associated with impaired performance or behaviour problems.^{6,7} In a year-long survey of adverse reactions to anticonvulsants,⁸ sodium valproate, alone or in combination, had one of the lowest incidences of side effects.

...and better compliance to treatment

Enteric-coated Epival was well tolerated by **85%** of patients who could not take VPA because of GI side effects.⁵ Epival 250-mg tablets are smaller and easier to swallow than Depakene (valproic acid) 250-mg capsules. They do not leak or melt, nor can they be chewed accidentally. And the 125-mg strength offers extra dosage flexibility, particularly for children who dislike the taste of VPA syrup.

All these benefits are available at no extra cost – the price of Epival is the same as Depakene's.



PHARMACEUTICAL PRODUCTS DIVISION
ABBOTT LABORATORIES, LIMITED
MONTREAL, CANADA

* TM

PAAB

©Abbott Laboratories, Limited

For brief prescribing information
see page xxiv

The Added Value Of

Benefit from the Added Value of Nicolet Systems

“Tough buyers” realize that getting the lowest price does not guarantee the best value. The added value of our unique Nicolet Systems provides you with the security of:

- Expert training for all Nicolet systems
- Customer service response in two hours or less
- Applications support from our staff of Ph.D.s
- Seminar series featuring world-renowned speakers
- Complete financial packages and alternatives
- Our 18 years of experience in problem-solving instrumentation

Nicolet Pathfinder MEGA

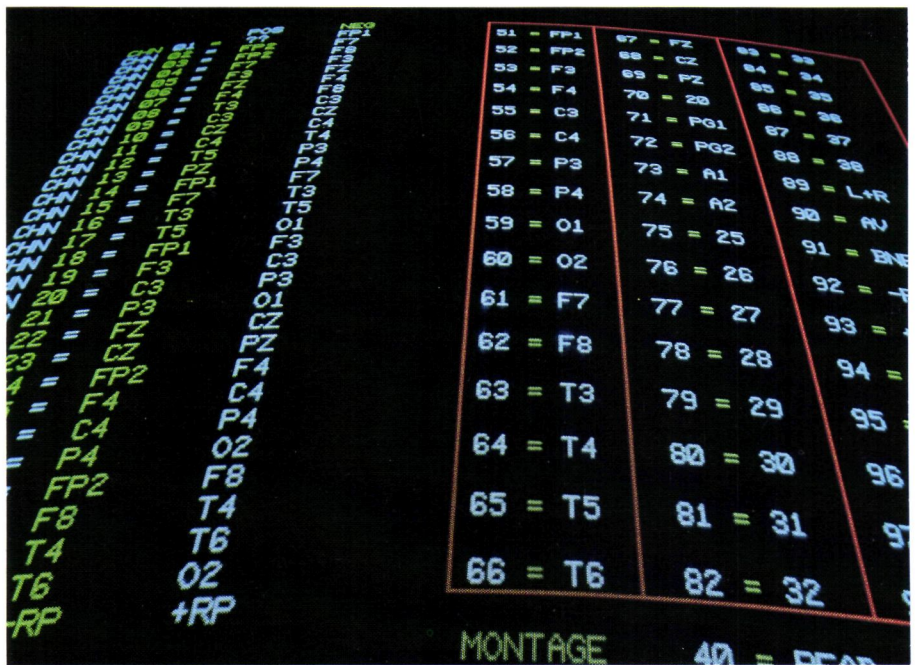
- Internal 8, 16 or 32 channel EP/EEG amplifiers
- Flexible test protocols
- 1.28 megabytes of memory for powerful data analysis
- Topographic Mapping for all clinical/research investigations
- O.R./I.C.U. monitoring for a variety of surgical procedures
- Fully programmable system via MECOL and/or FORTRAN 77



Nicolet BEAM®

- Benchmark data base from childhood to geriatric

© Nicolet Instrument Corporation



Introducing the NEW Nicolet Pathfinder MEGA

- Accurate quantification of patient abnormalities
- Complete physician and technologist training
- Data analysis that matches your pace



Nicolet Electroencephalographs

- 18 or 21 channels
- “Short Menu” allows rapid selection of filters and sensitivity
- Programmable measurement sequences allow automated recordings
- Tailor each montage to your unique requirements



Nicolet Expert Sleep/Wake™ Analyzer


- Cost-effectively analyzes up to four patients simultaneously
- Permits direct validation of analyzed results with raw data
- Performs adaptable analysis of patient's data to accommodate individual variability
- Facilitates detailed analysis of less frequent or short duration events (such as micro-arousals)

Unique Nicolet Systems




Nicolet NIM-2™

- Provides the surgeon with an intraoperative tool to locate and identify a nerve directly in the surgical field
- Continuously monitors EMG activity from muscles innervated by the particular nerve
- Acoustically alerts the surgeon when the particular nerve has been activated
- Contains unique technology to minimize the effects of electrocautery interference



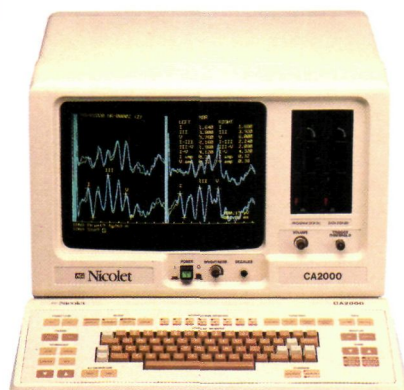
Nicolet Viking

- Unique quantitative capabilities
- Expandable to 8 channels of simultaneous EMG/EP
- Comprehensive, high-quality, integrated reports
- Protocols easily customized by individual users



Nicolet Magnetic Stimulator

- Fast—no electrodes or skin preparation required
- Painless—ideal for children
- Easily stimulates deep structures
- Extensive safety features for both operator and patient
- Easily interfaced to other Nicolet instruments



Nicolet CA2000

- Comprehensive Evoked Potential and EMG testing
- User-friendly menu operation with 72 sets of user-defined parameters
- Large color screen with optional remote monitors
- Nicolet-engineered to the highest O.R./I.C.U. standards



Nicolet Compact Four

- All Auditory, Visual and Somatosensory Evoked Potentials
- Complete range of EMG protocols
- Full-feature ENG and ENOG testing
- ERG and EOG for total visual testing



Electrodes and Supplies

In addition to our complete line of quality systems, Nicolet offers a full line of EEG/EMG/EP electrodes and accessories. For our latest Supplies Catalog and specific brochures on any of our unique Nicolet Systems simply call **TOLL FREE**

Ontario: 1-800-268-2058
 Eastern/Western Canada: 1-800-387-3385
 In Quebec Call: 514-678-2134

Nicolet Instrument Canada Inc.
 1-1200 Aerowood Drive
 Mississauga, Ontario
 L4W 2S7

Nicolet
 INSTRUMENTS OF DISCOVERY

Therapy Is a Fine Art.



With Lioresal.

Successful rehabilitation requires both spinal spasticity control and alertness. And that's why Lioresal® stands out.

Lioresal can control painful flexor spasms, but unlike diazepam, oversedation is rarely a problem^(1,2,3).

And it effectively stops most flexor spasms overnight, so patients can sleep naturally.

Now there's two strengths:

Lioresal 10mg to initiate therapy and Lioresal D.S. 20mg for maintenance.

Considering that Lioresal has an excellent long-term safety profile, it may be your most effective choice for long-term control of spinal spasticity.

(baclofen)
Lioresal

Lioresal 10 mg (initiation therapy)
Lioresal D.S. 20 mg (maintenance therapy)

Geigy

Mississauga, Ontario
LSN 2WS

PMAB
OZPP
G-5139

For brief prescribing information
see page xxii

Information aux Auteurs

Le Journal Canadien des Sciences Neurologiques publie des articles originaux dans les sciences neurologiques, cliniques et fondamentales. Les manuscrits ne sont considérés pour publication qu'à la condition expresse, à l'exception des articles de revue clairement identifiés comme tel, qu'ils n'aient pas été publiés ailleurs, sauf sous forme de résumé et qu'ils ne soient pas sous considération simultanée par un autre journal. Les manuscrits doivent être soumis à:

L'Éditeur
Journal Canadien des Sciences Neurologiques,
Faculté de Médecine,
Université de Calgary,
3330 Hospital Drive, N.W.,
Calgary, Alberta T2N 4N1

Les manuscrits et toutes les illustrations doivent être soumis en triplicata. Les articles seront acceptés en français ou en anglais. Tous les articles doivent être accompagnés d'un résumé d'environ 150 mots, sur page séparée, préférablement dans les deux langues, quoique le Journal puisse fournir cette traduction sur requête. Les manuscrits doivent être dactylographiés complètement à double interligne y compris les références et les légendes pour illustrations. Des marges d'au moins 25 mm doivent être laissées de tous les côtés.

Pour les conseils plus détaillés sur le style et la présentation du texte, les auteurs doivent se référer au texte intitulé "Règlements uniformes pour les manuscrits soumis aux journaux biomédicaux". On peut obtenir une copie de ce document en écrivant au bureau du Journal, mais en voici les principaux points: Les articles doivent être présentés selon le plan habituel: "Introduction", "Matériel et méthodes", "Résultats" et "Discussion", mais il est possible d'employer d'autres titres ou sous-titres si nécessaire pour un manuscrit en particulier. Sur une page titre séparée on doit identifier le titre de l'article, les auteurs, les institutions d'où origine le travail, ainsi que l'adresse et le numéro de téléphone de l'auteur à qui devront être adressées les communications. Les remerciements, incluant ceux pour l'appui financier, doivent être dactylographiés sur page séparée à la fin du texte. Les références doivent être numérotées dans l'ordre où elles sont citées dans le texte. Celles qui sont citées seulement dans les tableaux ou légendes d'illustrations sont numérotées selon la séquence établie par la première identification dans le texte de ces tableaux ou illustrations particulières. Les titres des Journaux doivent être abrégés selon le style utilisé dans Index Medicus. Les références doivent être complètes, incluant le nom des trois premiers auteurs suivis de "et al", s'il y a plus de trois auteurs, le titre complet, l'année de publication, et le

numéro du volume et les premières et dernières pages de l'article. Les références aux livres et chapitres de livres doivent aussi inclure le lieu de la publication et le nom de la maison d'édition. Les exemples corrects suivants peuvent être utilisés:

Journaux

Poirier LJ, Filion M, Larochelle L, et al. Physiopathology of experimental parkinsonism in the monkey. *Can J Neurol Sci* 1975; 2: 255-263

Chapitre de livre

McGeer PL, McGeer EG, Amino acid neurotransmitters. In: Siegel GJ, Albers RW, Agranoff BW, Katzman R, eds. *Basic Neurochemistry*. Boston: Little, Brown & Co, 1981: 233-254


Les **illustrations** doivent être sur papier brillant de haute qualité et imprimés en blanc et noir, préférablement 127 x 173 mm (5 x 7"). Les illustrations et photographies originales ne doivent pas être soumises. Le coût supplémentaire des illustrations en couleur revient entièrement à l'auteur; les coûts détaillés peuvent être obtenus directement au bureau du Journal. Il faut identifier toutes illustrations en inscrivant au dos le nom de l'auteur et le numéro. Toutes lettres ou flèches appliquées aux illustrations pour identifier un aspect particulier doivent être de qualité professionnelle. Les photomicrographies doivent inclure une barre de calibration dont l'échelle est mentionnée dans la légende. Les légendes des illustrations doivent être dactylographiées sur une page séparée de celles-ci.

Les **tableaux** doivent être sur des pages séparées et être identifiés avec titre. On doit prendre un soin particulier dans la préparation de ces tableaux afin d'assurer que les données soient présentées avec le format le plus clair et le plus précis possible. Chaque colonne doit avoir un court titre. Les explications doivent être placées en dessous du tableau et non en sous-titre. Un tableau ne doit pas être soumis sous forme de photographie.

On doit employer le système international d'unités (SI) pour toutes données de laboratoire, même si celles-ci sont originellement présentées dans un autre système. Les températures doivent être citées en degrés Celsius. Les autres données doivent utiliser le système métrique. Les textes en anglais peuvent utiliser l'orthographe anglais ou américain, mais cet usage doit être constant.

Le Journal publie également des **articles de revue** sur des sujets sélectionnés. Ces articles sont généralement sur invitation, mais, à l'occasion, une revue non sollicitée peut être acceptée. Il serait préférable que les auteurs ayant l'intention de soumettre une telle revue contactent d'abord l'Éditeur.

Nous accueillons les **lettres à l'Éditeur**. Celles-ci doivent se limiter à deux pages, double interligne et peuvent contenir une seule illustration et ne citer qu'un maximum de quatre références.



Counterpoint™ EMG/EP. The Powerful Partnership.

Dantec's special 40 year partnership with leading electromyographers the world over has consistently produced superior EMG/EP technologies.

Now Counterpoint offers a powerful array of software applications for the toughest tasks, including a practical power spectrum tool and a new generation of jitter analysis.

We shortened patient examination time. And ensure accurate results, too. By enhancing Counterpoint with the

most powerful signal processor and highest quality components available.

Yet surprisingly, Counterpoint is easy to use and compact, making it ideal for clinics. Even data is formatted for convenient storage in an IBM PS/2* environment.

Dantec promises comprehensive support, with a nationwide sales and service network that provides training, applications support and a fast response to all customer calls.

Counterpoint is a trademark of Dantec A/S
*Trademark of IBM Corporation

For more details, talk to the EMG/EP specialists at Dantec. Call us at (416) 298-2091 in Ontario.



DANTEC

Dantec Electromedical and Scientific Equipment Ltd.
140 Shorting Road,
Scarborough, Ontario
M1S 3S6, Canada
Telefax: (416) 298-5704



*A different quality of calm
for the child with
Attention Deficit Disorder*

Cylert^{*}
PEMOLINE

Cylert has helped hyperactive children concentrate, become more attentive and work better^{1,2} – but did not suppress their spontaneity.² Unlike methylphenidate, Cylert has not shown any significant effect on blood pressure.³ And if there is a concern about possible abuse, Cylert is a wise choice. There have been no published reports of abuse or dependence and, unlike other stimulants, Cylert is not on the list of controlled drugs.⁴ With fewer adverse effects and less risk of addiction, Cylert can offer the hyperactive child a different quality of calm.



PHARMACEUTICAL PRODUCTS DIVISION
ABBOTT LABORATORIES, LIMITED
MONTREAL, CANADA

*TM

PAAB

For brief prescribing information
see page xxiii

FULL PRESCRIBING INFORMATION

DILANTIN[®]

(extended phenytoin sodium capsules USP)

THERAPEUTIC CLASSIFICATION ANTICONVULSANT

INDICATIONS AND USAGE

Dilantin (phenytoin sodium) is indicated for the control of generalized tonic-clonic and psychomotor (grand mal and temporal lobe) seizures and prevention and treatment of seizures occurring during or following neurosurgery. Phenytoin serum level determinations may be necessary for optimal dosage adjustments (see Dosage and Administration).

CONTRAINDICATIONS

Dilantin (phenytoin sodium) is contraindicated in those patients who are hypersensitive to phenytoin or other hydantoin.

WARNINGS

Abrupt withdrawal of Dilantin (phenytoin sodium) in epileptic patients may precipitate status epilepticus. When, in the judgement of the clinician, the need for dosage reduction, discontinuation, or substitution of alternative antiepileptic medication arises, this should be done gradually. However, in the event of an allergic or hypersensitivity reaction, rapid substitution of alternative therapy may be necessary. In this case, alternative therapy should be an antiepileptic drug not belonging to the hydantoin chemical class.

There have been a number of reports suggesting a relationship between phenytoin and the development of lymphadenopathy (local or generalized) including benign lymph node hyperplasia, pseudolymphoma, lymphoma, and Hodgkin's Disease. Although a cause and effect relationship has not been established, the occurrence of lymphadenopathy indicates the need to differentiate such a condition from other types of lymph node pathology. Lymph node involvement may occur with or without symptoms and signs resembling serum sickness, e.g. fever, rash and liver involvement.

In all cases of lymphadenopathy, follow-up observation for an extended period is indicated and every effort should be made to achieve seizure control using alternative antiepileptic drugs.

Acute alcoholic intake may increase phenytoin serum levels while chronic alcoholic use may decrease serum levels.

Usage in Pregnancy

A number of reports suggests an association between the use of antiepileptic drugs by women with epilepsy and a higher incidence of birth defects in children born to these women. Data are more extensive with respect to phenytoin and phenobarbital, but these are also the most commonly prescribed antiepileptic drugs; less systematic or anecdotal reports suggest a possible similar association with the use of all known antiepileptic drugs.

The reports suggesting a higher incidence of birth defects in children of drug-treated epileptic women cannot be regarded as adequate to prove a definite cause and effect relationship. There are intrinsic methodologic problems in obtaining adequate data on drug teratogenicity in humans; genetic factors or the epileptic condition itself may be more important than drug therapy in leading to birth defects. The great majority of mothers on antiepileptic medication deliver normal infants. It is important to note that antiepileptic drugs should not be discontinued in patients in whom the drug is administered to prevent major seizures, because of the strong possibility of precipitating status epilepticus with attendant hypoxia and threat to life. In individual cases where the severity and frequency of the seizure disorder are such that the removal of medication does not pose a serious threat to the patient, discontinuation of the drug may be considered prior to and during pregnancy, although it cannot be said with any confidence that even minor seizures do not pose some hazard to the developing embryo or fetus. The prescribing physician will wish to weigh these considerations in treating or counseling epileptic women of childbearing potential.

In addition to the reports of the increased incidence of congenital malformations, such as cleft lip/palate and heart malformations in children of women receiving phenytoin and other antiepileptic drugs, there have more recently been reports of a fetal hydantoin syndrome. This consists of prenatal growth deficiency, microcephaly and mental deficiency in children born to mothers who have received phenytoin, barbiturates, alcohol, or trimethadione. However, these features are all interrelated and are frequently associated with intrauterine growth retardation from other causes.

There have been isolated reports of malignancies, including neuroblastoma, in children whose mothers received phenytoin during pregnancy.

An increase in seizure frequency during pregnancy occurs in a high proportion of patients, because of altered phenytoin absorption or metabolism. Periodic measurement of serum phenytoin levels is particularly valuable in the management of a pregnant epileptic patient as a guide to an appropriate adjustment of dosage. However, postpartum restoration of the original dosage will probably be indicated.

Neonatal coagulation defects have been reported within the first 24 hours in babies born to epileptic mothers receiving phenobarbital and/or phenytoin. Vitamin K has been shown to prevent or correct this defect and has been recommended to be given to the mother before delivery and to the neonate after birth.

PRECAUTIONS

General

The liver is the chief site of biotransformation of Dilantin (phenytoin sodium); patients with impaired liver function, elderly patients, or those who are gravely ill may show early signs of toxicity.

A small percentage of individuals who have been treated with phenytoin have been shown to metabolize the drug slowly. Slow metabolism may be due to limited enzyme availability and lack of induction; it appears to be genetically determined.

Phenytoin should be discontinued if a skin rash appears (see "Warnings" section regarding drug discontinuation). If the rash is exfoliative, purpuric, or bullous or if lupus erythematosus or Stevens-Johnson syndrome is suspected, use of this drug should not be resumed and alternative therapy should be considered (see Adverse Reactions). If the rash is of a milder type (measles-like or scarlatiniform), therapy may be resumed after the rash has completely disappeared. If the rash recurs upon reinstitution of therapy, further phenytoin medication is contraindicated.

Hyperglycemia, resulting from the drug's inhibitory effects on insulin release, has been reported. Phenytoin may also raise the serum glucose level in diabetic patients.

Osteomalacia has been associated with phenytoin therapy and is considered to be due to phenytoin's interference with Vitamin D metabolism.

Phenytoin is not indicated for seizures due to hypoglycemic or other metabolic causes. Appropriate diagnostic procedures should be performed as indicated.

Phenytoin is not effective for absence (petit mal) seizures. If tonic-clonic (grand mal) and absence (petit mal) seizures are present, combined drug therapy is needed.

Serum levels of phenytoin sustained above the optimal range may produce confusional states referred to as "delirium", "psychosis", or "encephalopathy", or rarely, irreversible cerebellar dysfunction. Accordingly, at the first sign of acute toxicity, plasma level determinations are recommended. Dose reduction of phenytoin therapy is indicated if plasma levels are excessive; if symptoms persist, termination is recommended (see Warnings).

Information for Patients

Patients taking phenytoin should be advised of the importance of adhering strictly to the prescribed dosage regimen, and of informing the physician of any clinical condition in which it is not possible to take the drug orally as prescribed, e.g. surgery, etc.

Patients should also be cautioned on the use of other drugs or alcoholic beverages without first seeking the physician's advice.

Patients should be instructed to call their physician if skin rash develops.

The importance of good dental hygiene should be stressed in order to minimize the development of gingival hyperplasia and its complications.

Do not use capsules which are discoloured.

Laboratory Tests

Phenytoin serum level determinations may be necessary to achieve optimal dosage adjustments.

Drug Interactions

There are many drugs which may increase or decrease phenytoin levels or which phenytoin may affect. The most commonly occurring drug interactions are listed below:

1. Drugs which may increase phenytoin serum levels include: chloramphenicol, dicumarol, disulfiram, tolbutamide, isoniazid, phenylbutazone, acute alcohol intake, salicylates, chloridazepoxide, phenothiazines, diazepam, estrogens, ethosuximide, halothane, methylphenidate, sulfonamides, cimetidine, trazodone.
2. Drugs which may decrease phenytoin levels include: carbamazepine, chronic alcohol abuse, reserpine. Ingestion times of phenytoin and antacid preparations containing calcium should be staggered in patients with low serum phenytoin levels to prevent absorption problems.
3. Drugs which may either increase or decrease phenytoin serum levels include: phenobarbital, valproic acid, and sodium valproate. Similarly, the effect of phenytoin on phenobarbital, valproic acid and sodium valproate serum levels is unpredictable.
4. Although not a true drug interaction, tricyclic antidepressants may precipitate seizures in susceptible patients and phenytoin dosage may need to be adjusted.
5. Drugs whose efficacy is impaired by phenytoin include: corticosteroids, coumarin anticoagulants, oral contraceptives, quinidine, vitamin D, digoxin, rifampin, doxycycline, estrogens, turosemide.

Serum level determinations are especially helpful when possible drug interactions are suspected.

Drug/Laboratory Test Interactions

Phenytoin may cause decreased serum levels of protein-bound iodine (PBI). It may also produce lower than normal values for dexamethasone or metyrapone tests. Phenytoin may cause increased serum levels of glucose, alkaline phosphatase, and gamma glutamyl transpeptidase (GGT).

Nursing Mothers

Infant breast-feeding is not recommended for women taking this drug because phenytoin appears to be secreted in low concentrations in human milk.

Pregnancy

See WARNINGS section.

Carcinogenesis

See WARNINGS section.

ADVERSE REACTIONS

Central Nervous System:

The most common manifestations encountered with Dilantin (phenytoin sodium) therapy are referable to this system and are usually dose-related. These include nystagmus, ataxia, slurred speech, decreased coordination and mental confusion. Dizziness, insomnia, transient nervousness, motor twitchings, and headaches have also been observed. There have also been rare reports of phenytoin induced dyskinesias, including chorea, dystonia, tremor and asterixis, similar to those induced by phenothiazine and other neuroleptic drugs.

A predominantly sensory peripheral polyneuropathy has been observed in patients receiving long-term phenytoin therapy.

Gastrointestinal System:

Nausea, vomiting, and constipation.

Integumentary System:

Dermatological manifestations sometimes accompanied by fever have included scarlatiniform or morbilliform rashes. A morbilliform rash (measles-like) is the most common; other types of dermatitis are seen more rarely. Other more serious forms which may be fatal have included bullous, exfoliative or purpuric dermatitis, lupus erythematosus, and Stevens-Johnson syndrome (see Precautions).

Hemopoietic System:

Hemopoietic complications, some fatal, have occasionally been reported in association with administration of phenytoin. These have included thrombocytopenia, leukopenia, granulocytopenia, agranulocytosis, and pancytopenia with or without bone marrow suppression. While macrocytosis and megaloblastic anemia have occurred, these conditions usually respond to folic acid therapy. Lymphadenopathy including benign lymph node hyperplasia, pseudolymphoma, lymphoma, and Hodgkin's Disease have been reported (see Warnings).

Connective Tissue System:

Coarsening of the facial features, enlargement of the lips, gingival hyperplasia, hypertrichosis and Peyronie's Disease.

Other:

Systemic lupus erythematosus, periarteritis nodosa, toxic hepatitis, liver damage, and immunoglobulin abnormalities may occur.

OVERDOSAGE

The lethal dose of Dilantin (phenytoin sodium) in children is not known. The lethal dose in adults is estimated to be 2 to 5 grams. The initial symptoms are nystagmus, ataxia, and dysarthria. Other signs are tremor, hyperreflexia, lethargy, slurred speech, nausea, vomiting. The patient may become comatose and hypotensive. Death is due to respiratory and circulatory depression.

There are marked variations among individuals with respect to phenytoin plasma levels where toxicity may occur. Nystagmus, on lateral gaze, usually appears at 20 mcg/mL, ataxia at 30 mcg/mL, dysarthria and lethargy appear when the plasma concentration is over 40 mcg/mL, but as high a concentration as 50 mcg/mL has been reported without evidence of toxicity. As much as 25 times the therapeutic dose has been taken to result in a serum concentration over 100 mcg/mL with complete recovery.

Treatment

Treatment is nonspecific since there is no known antidote.

The adequacy of the respiratory and circulatory systems should be carefully observed and appropriate supportive measures employed. Hemodialysis can be considered since phenytoin is not completely bound to plasma proteins. Total exchange transfusion has been used in the treatment of severe intoxication in children.

In acute overdosage the possibility of other CNS depressants, including alcohol, should be borne in mind.

DOSSAGE AND ADMINISTRATION

Serum concentrations should be monitored when switching a patient from the sodium salt to the free acid form.

Dilantin Capsules, Dilantin Parenteral, and Dilantin with Phenobarbital are formulated with the sodium salt of phenytoin. The free acid form of phenytoin is used in Dilantin-30 Pediatric and Dilantin-125 Suspensions and Dilantin Infatabs. Because there is approximately an 8% increase in drug content with the free acid form than the sodium salt, dosage adjustments and serum level monitoring may be necessary when switching from a product formulated with the free acid to a product formulated with the sodium salt and vice versa.

General

Dosage should be individualized to provide maximum benefit. In some cases, serum blood level determinations may be necessary for optimal dosage adjustments—the clinically effective serum level is usually 10–20 mcg/mL. Serum blood level determinations are especially helpful when possible drug interactions are suspected. With recommended dosage, a period of seven to ten days may be required to achieve therapeutic blood levels with Dilantin.

Adult Dose:

Patients who have received no previous treatment may be started on one 100 mg extended phenytoin sodium capsule three times daily, and the dose then adjusted to suit individual requirements. For most adults, the satisfactory maintenance dosage will be three to four capsules (300–400 mg) daily. An increase to six capsules daily may be made, if necessary.

Pediatric Dose:

Initially, 5 mg/kg/day in two or three equally divided doses, with subsequent dosage individualized to a maximum of 300 mg daily. A recommended daily maintenance dosage is usually 4 to 8 mg/kg. Children over 6 years old may require the minimum adult dose (300 mg/day). Pediatric dosage forms available include a 30 mg extended phenytoin sodium capsule, a 50 mg palatably flavoured Infatab, or an oral suspension form containing 30 mg of Dilantin in each 5 mL.

Alternative Dose:

Once-a-day dosage for adults with 300 mg of extended phenytoin sodium capsules may be considered if seizure control is established with divided doses of three 100 mg capsules daily. Studies comparing divided doses of 300 mg with a single daily dose of this quantity indicated that absorption, peak plasma levels, biologic half-life, difference between peak and minimum values, and urinary recovery were equivalent. Once-a-day dosage offers a convenience to the individual patient or to nursing personnel for institutionalized patients, and is intended only to be used for patients requiring this amount of drug daily. A major problem in motivating noncompliant patients may also be lessened when the patient can take all of his medication once-a-day. However, patients should be cautioned not to inadvertently miss a dose. Only extended phenytoin sodium capsules are recommended for once-a-day dosing.

HOW SUPPLIED

DILANTIN CAPSULES: (EXTENDED PHENYTOIN SODIUM CAPSULES USP): Each white capsule with pale pink cap contains: phenytoin sodium 30 mg. Bottles of 100 and 500.

Each white capsule with orange cap contains: phenytoin sodium 100 mg. Bottles of 100 and 1,000.

Also available as:

Dilantin Injection:

Ready mixed 2 and 5 mL ampoules containing phenytoin sodium 50 mg/mL with propylene glycol 40% and alcohol 10% in water for injection. Adjusted to pH 12. 2 mL ampoules are available in packages of 10 and 5 mL ampoules in packages of 5.

Dilantin with Phenobarbital Capsules:

Each white capsule with garnet cap contains: phenytoin sodium 100 mg and phenobarbital 15 mg. Bottles of 100 and 500.

Each white capsule with black cap contains: phenytoin sodium 100 mg and phenobarbital 30 mg. Bottles of 100.

Dilantin Infatabs:

Each flavoured, triangular shaped, grooved tablet contains: phenytoin 50 mg. Bottles of 100.

Dilantin Suspensions:

Each 5 mL of flavoured, coloured suspension contains: phenytoin 30 mg (red, Dilantin-30) or 125 mg (orange, Dilantin-125). Bottles of 250 mL.

Store at room temperature below 30°C (86°F). Protect from light and moisture.

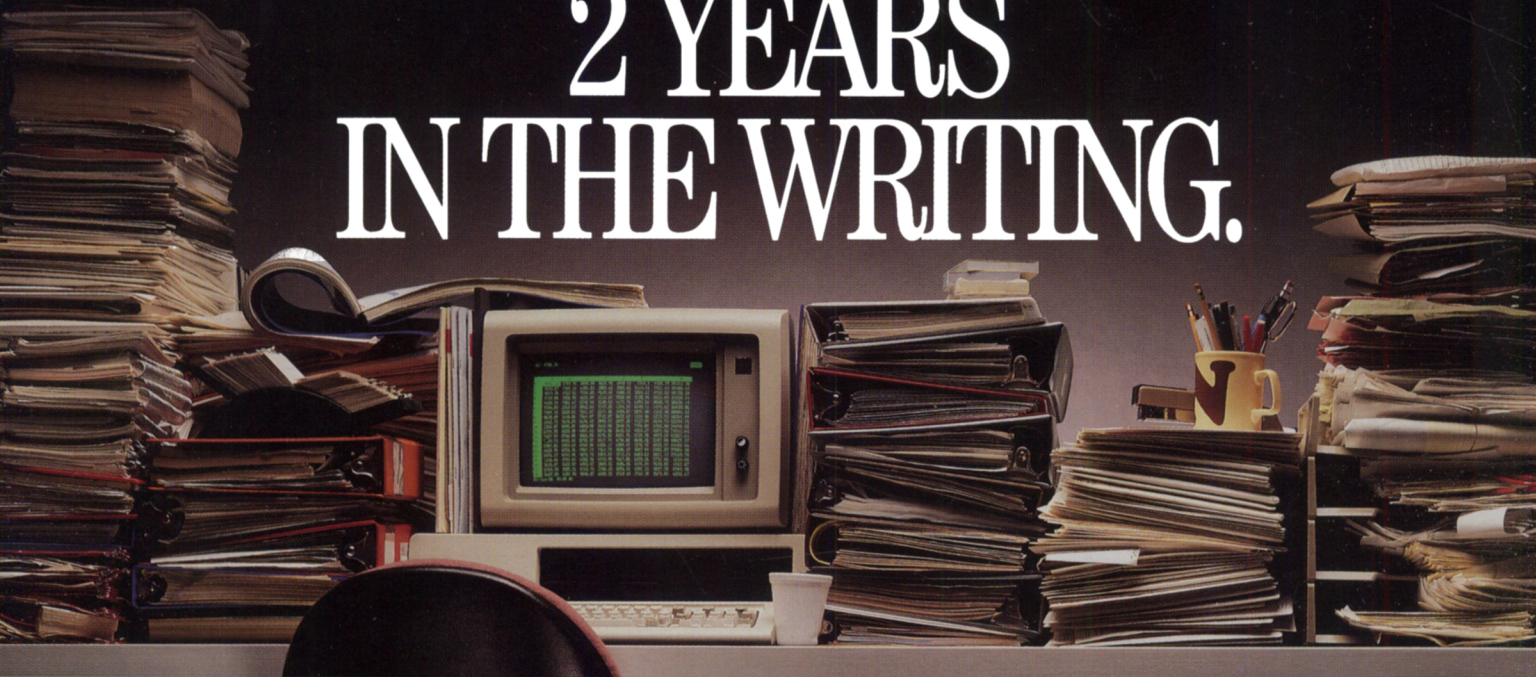
Product Monograph available on request.

PARKE-DAVIS
Scarborough, Ontario M1L 2N3

*T.M. Warner-Lambert Company, Parke-Davis
Division, Warner-Lambert Canada Inc. auth.user.



2 YEARS IN THE WRITING.



2 SECONDS IN THE READING.

"Mersyndol was significantly more effective in decreasing pain, than either acetaminophen and codeine or placebo."¹

After 2 years and hundreds of headaches there's now clear clinical evidence of the outstanding relief patients have been telling us about for years: "The analgesic superiority of Mersyndol

was observed in all headache classes..."² tested. You could review the entire report for yourself.

But your patients are the best proof. And that's where Mersyndol headache relief speaks volumes.

ANALGESIC
Mersyndol[®]
WITH CODEINE TABLETS
(Acetaminophen - Codeine - Doxylamine)

AN EXTRA INGREDIENT. FOR EXTRA STRONG HEADACHE RELIEF.

For brief prescribing information
see page xxii

ACTIONS Parlodel (bromocriptine mesylate) is a dopaminomimetic ergot derivative with D₂ type dopamine receptor agonist activity, and has also D₁ dopamine receptor antagonist properties. The dopaminomimetic activity of bromocriptine in the striatum is considered responsible for the clinical benefits seen in selected patients with Parkinson's disease, when low doses of the drug are gradually added to levodopa therapy in patients on long-term treatment who develop late side effects of levodopa or no longer respond to the medication. Excessive dopaminomimetic drive may, however, provoke psychotic and other adverse reactions.

The extreme variability in G.I. tract absorption and the extensive and individually variable first-pass metabolism are responsible for the broad variability in plasma concentrations of bromocriptine and, in part, for the variability in dose response.

INDICATIONS* Parkinson's Disease: Parlodel (bromocriptine mesylate) has been found to be clinically useful as an adjunct to levodopa (usually with a decarboxylase inhibitor), in the symptomatic management of selected patients with Parkinson's disease who experience prominent dyskinesia or wearing-off reactions on long-term levodopa therapy.

Patients on long-term treatment who are beginning to deteriorate on levodopa therapy may be controlled by reducing the dose of levodopa and adjusting the frequency and schedule of drug administration. Patients maintained on optimal dosages of levodopa who still experience prominent dyskinesia and/or end-of-dose failure may benefit from the concomitant use of Parlodel, by decreasing the occurrence and/or severity of these manifestations. Since rapid escalation of bromocriptine doses causes severe adverse reactions, it is recommended to combine a slow increase of Parlodel, usually with a concomitant, gradual and limited reduction of levodopa dosage. Continued efficacy of bromocriptine for more than two years has not been established and there is some evidence that its efficacy tends to wane. Evidence available indicates that there is no consistent benefit from bromocriptine in patients who have not responded previously to levodopa, and studies have shown significantly more adverse reactions in bromocriptine-treated patients than in patients treated with levodopa. Parlodel is not recommended in the treatment of newly diagnosed patients or as the sole medication in Parkinson's disease.

CONTRAINDICATIONS Other than sensitivity to ergot alkaloids, no absolute contraindications to treatment with Parlodel (bromocriptine mesylate) are known. For procedure during pregnancy see "Use in Pregnancy" under Precautions.

WARNINGS Long-term treatment (6-36 months) with Parlodel in doses of 20 to 100 mg/day has been associated with pulmonary infiltrates, pleural effusion and thickening of the pleura in a few patients. Where Parlodel was discontinued, these changes slowly reverted to normal.

PRECAUTIONS Parlodel (bromocriptine mesylate) may cause hypotension, primarily postural; periodic monitoring of the blood pressure, particularly during the first days of therapy, is advisable. In some patients dizziness (vertigo) may occur with Parlodel; patients should therefore be cautioned against activities requiring rapid and precise responses, such as driving an automobile or operating dangerous machinery, until their response has been determined.

Care should be exercised when administering Parlodel concomitantly with phenothiazines or antihypertensive agents. Due to drug interaction at the receptor site, dosage should be adjusted accordingly.

Alcohol should be avoided during treatment with Parlodel. In some patients, the concomitant use of Parlodel and alcohol has given rise to alcohol intolerance and an increase in the severity and incidence of Parlodel's possible adverse reactions.

Parlodel should always be taken with food. In cases

where severe adverse effects, such as nausea, vomiting, vertigo or headaches are severe or persisting, the therapeutic dosage of Parlodel should be reduced to half of one tablet daily (1.25 mg) and increased gradually to that recommended. The dopamine antagonist domperidone may be useful in the control of severe gastrointestinal side effects in parkinsonian patients receiving Parlodel (see Drug Interactions).

As with all medication, Parlodel should be kept safely out of the reach of children.

Use in Pregnancy: If the patient wishes to become pregnant, Parlodel (bromocriptine mesylate) should be stopped as soon as possible after conception is suspected. In this event immunological confirmation should be done immediately. When pregnancy is confirmed, Parlodel, like all other drugs, should be discontinued unless, in the opinion of the treating physician, the possible benefit to the patient outweighs the potential risk to the fetus.

In human studies with Parlodel (reviewed by Turkali, I.), there were 1410 reported pregnancies, which yielded 1236 live and 5 stillborn infants from women who took Parlodel (bromocriptine mesylate) during early pregnancy. Among the 1241 infants, 43 cases (31 minor and 12 major) of congenital anomalies were reported. The incidence (3.46%) and type of congenital malformations and the incidence of spontaneous abortions (11.13%) in this group of pregnancies does not exceed that generally reported for such occurrences in the population at large.

Use in Parkinson's Disease: Use of Parlodel (bromocriptine mesylate), particularly in high doses, may be associated with mental confusion and mental disturbances. Since patients with Parkinson's disease may manifest varying degrees of dementia, caution should be exercised when treating such patients with Parlodel.

Parlodel administered alone or concomitantly with levodopa may cause visual or auditory hallucinations. These usually resolve with dosage reduction, but discontinuation of Parlodel may be required in some cases. Rarely, after high doses, hallucinations have persisted for several weeks following discontinuation of Parlodel. Caution should be exercised when administering Parlodel to patients with a history of myocardial infarction, particularly if they have a residual atrial, nodal or ventricular arrhythmia.

Symptomatic hypotension can occur and, therefore, caution should be exercised when administering Parlodel, particularly in patients receiving antihypertensive medication. Periodic evaluation of hepatic, hematopoietic, cardiovascular and renal function is recommended.

Drug Interactions: The concomitant use of erythromycin may increase bromocriptine plasma levels.

Domperidone, a dopamine antagonist, may cause increases in serum prolactin. In so doing, domperidone may antagonise the therapeutically relevant prolactin lowering effect of Parlodel. It is possible that the antitumorigenic effect of Parlodel in patients with prolactinomas may be partially blocked by domperidone administration.

ADVERSE REACTIONS The most frequently observed adverse reactions are nausea, vomiting, headache and gastrointestinal side effects such as abdominal pain, diarrhea and constipation. All these effects may be minimized or even prevented by giving small initial doses of bromocriptine and by taking it with food.

Postural hypotension which can, on rare occasions, lead to fainting and "shock-like" syndromes has been reported in sensitive patients. This is most likely to occur during the first few days of Parlodel treatment.

When bromocriptine is added to levodopa therapy, the incidence of adverse reactions may increase. The most common newly appearing adverse reactions in combination therapy were: nausea, abnormal involuntary movements,

hallucinations, confusion, "on-off" phenomenon, dizziness, drowsiness, faintness, fainting, vomiting, asthenia, abdominal discomfort, visual disturbance, ataxia, insomnia, depression, hypotension, shortness of breath, constipation and vertigo.

Less common adverse reactions include anorexia, anxiety, blepharospasm, dry mouth, dysphagia, edema of the feet and ankles, erythromelalgia, epileptiform seizures, fatigue, headache, lethargia, mottling of skin, nasal stuffiness, nervousness, nightmares, paresthesia, skin rash, urinary frequency, urinary incontinence, urinary retention and rarely signs or symptoms of ergotism such as tingling of fingers, cold feet, numbness, muscle cramps of feet and legs or exacerbation of Raynaud's syndrome.

Abnormalities in laboratory tests may include elevation of blood urea nitrogen, SGOT, SGPT, GGPT, CPK, alkaline phosphatase and uric acid, which are usually transient and not of clinical significance.

The occurrence of adverse reactions may be lessened by temporarily reducing dosage to one-half tablet two or three times daily.

SYMPTOMS AND TREATMENT OF OVERDOSE There have been several reports of acute overdosage with Parlodel (bromocriptine mesylate) in children and adults. No life threatening reactions have occurred. Symptoms reported included nausea, vomiting, dizziness, drowsiness, hypotension, sweating and hallucinations. Management is largely symptomatic; the cardiovascular system should be monitored. Metoclopramide can be used to antagonize the emesis and hallucinations in patients who have taken high doses.

DOSAGE AND ADMINISTRATION Parlodel (bromocriptine mesylate) should always be taken with food.


Although Parlodel (bromocriptine mesylate) has been found clinically useful in decreasing the severity and frequency of "on-off" fluctuations of late levodopa therapy, the decision to use bromocriptine as adjunctive treatment and the selection of dosage must be individualized in each case. A low dose is recommended. The initial dose of Parlodel is one half of a 2.5 mg tablet (1.25 mg) at bedtime with food to establish initial tolerance. Thereafter, the recommended dosage is 2.5 mg daily in two divided doses, with meals, (half a 2.5 mg tablet twice daily). The dosage may be increased very gradually, if necessary, by adding an additional 2.5 mg per day, once every 2 to 4 weeks, to be taken always in divided doses with meals. Increments should usually not exceed 2.5 mg. Clinical assessments are recommended at two week intervals or less during dosage titration, to ensure that the lowest effective dosage is not exceeded. The usual dosage range is from a few milligrams to 40 mg daily in two or three divided doses with meals. The median dose varies with the experience of individual investigators, but can be around 10 mg daily or higher. During initial titration it is recommended that the dosage of levodopa should be maintained, if possible. Subsequently, it might be desirable to combine a slow increase of bromocriptine with a concomitant, limited and gradual reduction of levodopa.

AVAILABILITY

TABLETS each containing 2.5 mg bromocriptine, as mesylate, available in bottles of 100.
CAPSULES each containing 5 mg bromocriptine, as mesylate, available in bottles of 100.

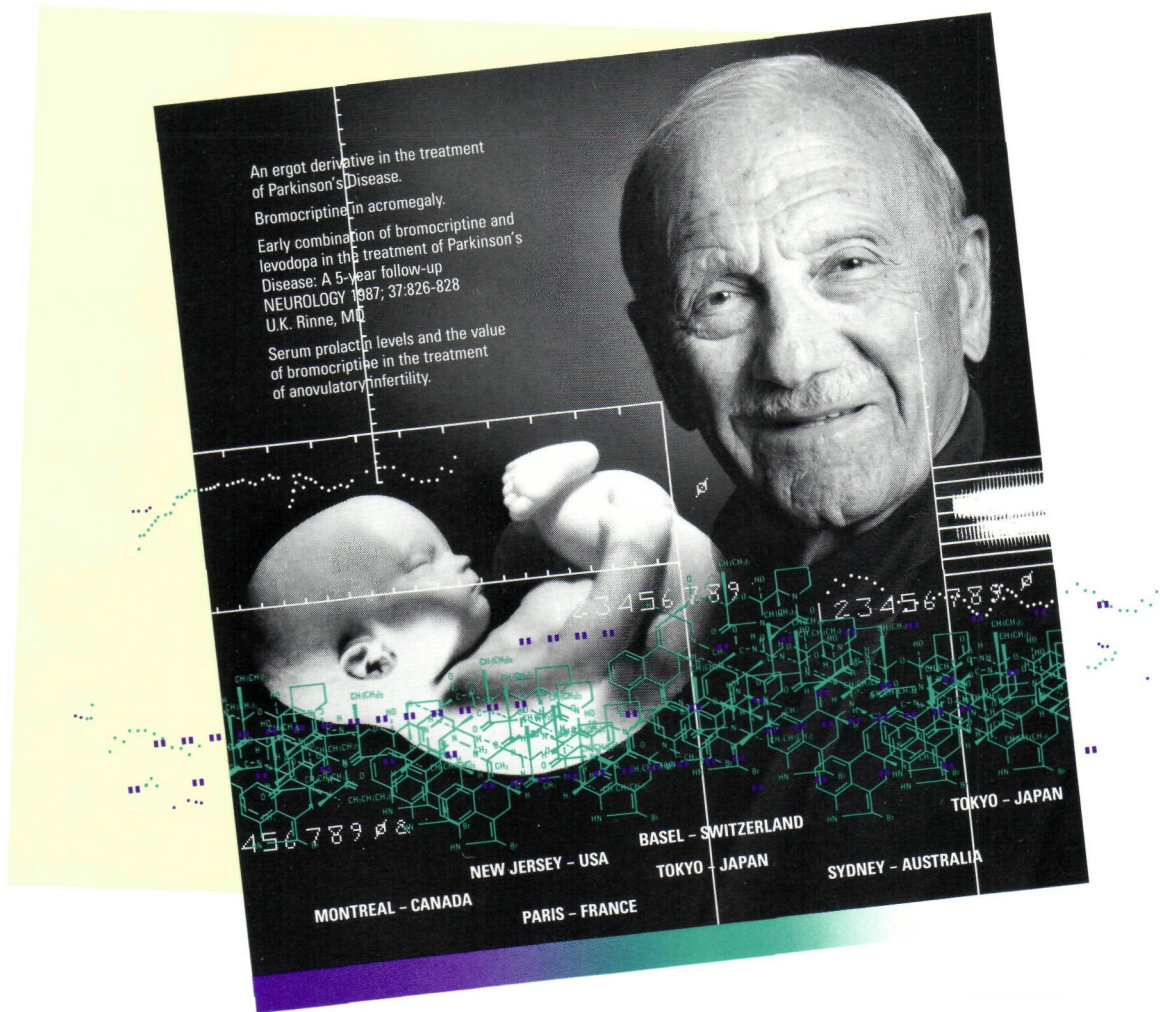
*For information on other approved indications, please consult the Parlodel product monograph, available to physicians and pharmacists on request.

SANDOZ



Sandoz Canada Inc.
P.O. Box 385
Dorval, Quebec H9R 4P5

See pages vi, vii



A CELEBRATION OF EXPERIENCE

Parlodel celebrates a milestone publication. Combined L-Dopa and Bromocriptine Therapy for Parkinson's Disease* is study number 5,000 for Parlodel. That's more than one original publication per day for over twelve years.

Why this unprecedented long-term interest? From its initial indication for suppression of postpartum lactation, to its current use in treating hyperprolactinemic infertility and Parkinson's disease, the wide therapeutic potential of Parlodel continues to fire the curiosity of physicians and medical researchers.

In turn, their experience has made Parlodel one of the best documented products available world-wide.

PARLODEL[®]
(bromocriptine mesylate)


*Robertson HA, Robertson GS
Combined L-Dopa and Bromocriptine Therapy for Parkinson's Disease: A Proposed Mechanism of Action.
Clinical Neuropharmacology 1987; Vol. 10, No. 4:384-7.

Availability: Tablets each containing 2.5 mg bromocriptine, as mesylate, available in bottles of 100.
Capsules each containing 5 mg bromocriptine, as mesylate, available in bottles of 100.

Product monograph available to physicians and pharmacists upon request.

Sandoz Canada Inc., Dorval, Quebec H9R 4P5





**Consider 'Prolopa'
if her Parkinson
therapy isn't
working anymore!**

Dividing daily dosage of levodopa into more frequent, smaller doses of 'Prolopa' 50-12.5 appears to reduce severity of

- dose-related fluctuations
- abnormal involuntary movements and
- "on-off" phenomena¹,

thereby improving patient response to therapy.

Prolopa[®] **Helps return
the simple pleasures of living**

levodopa/benserazide 4:1



© Original Research in Medicine and Chemistry

**No "breaking"
required**



Prolopa[®]
Capsule 50-12.5

For brief prescribing information
see page xxvi

G4188

