



Camera-trap images of a Tibetan brown bear *Ursus arctos pruinosus* in Changthang region, Ladakh Union Territory, India. Distinguishing features include: dark fur colour and broad white collar around the neck (a-d), a prominent white mark on the lateral side of the body (b & d) and black fur on the legs and feet (d).





fragmentation, low population densities, illegal killing, human–bear conflicts and climate change. They are all protected under Schedule I of the Wild Life (Protection) Act, 1972 in India, and are listed in Appendix I of CITES.

The Himalayan brown bear is the largest carnivore in the high-altitude regions of the Indian Himalayan states of Himachal Pradesh, Uttarakhand, Jammu and Kashmir Union Territory, and Ladakh Union Territory (Mukherjee et al., 2021, *Science of the Total Environment*, 142416), and there are no reports of the subspecies further north or north-east of Kargil and Drass in Ladakh, India.

Following incidents of human–wildlife conflict involving large mammals not seen before in the Changthang region, the Department of Wildlife Protection of Ladakh deployed camera traps in the area. Because of the presence of snow leopards, the Changthang is one of the most studied landscapes in Ladakh, and although extensive camera trapping and field surveys have been conducted, there are no previous reports of brown bears. We deployed eight camera traps in Kyungyam village in the Nyuma Wildlife Range, Changthang, where local people had reported the sightings of an unfamiliar, large, bear-like species. Three of the eight camera traps captured images of an individual bear: on 22 June 2024 at 23:57 and on 23 June 2024 at 0.24 and 0.49. We carefully examined the images and, based on distinguishing characteristics including coat colour and the irregular-shaped white or light collar and pale stripe along the lateral side of the body, we identified the species as the Tibetan brown bear *Ursus arctos pruinosus*.

This finding is of considerable conservation importance as it expands our knowledge of this subspecies' range, previously thought to be limited to the Tibetan Plateau

and parts of China. The occurrence of the Tibetan brown bear in this landscape could be a result of historical or current population expansion, long-range dispersal, climate change or the availability of new habitats. This finding underscores the need for systematic camera trapping in the region to investigate the Tibetan brown bear population and implement appropriate management and conservation actions.

VINEET KUMAR¹ , B. M. SHARMA² , LALIT KUMAR SHARMA¹  and BHEEM DUTT JOSHI¹  (joshidutt01@gmail.com)

¹Zoological Survey of India, Kolkata, India. ²Department of Wildlife Protection, Ladakh, India

This is an Open Access article, distributed under the terms of the Creative Commons Attribution licence [CC BY 4.0](https://creativecommons.org/licenses/by/4.0/).

Rediscovery of *Hymenidium amabile* (Apiaceae) in India after a century

The genus *Hymenidium* Lindl. (Apiaceae) comprises 39 species distributed from Central Asia to China and the Himalayas. In India, *Hymenidium* species are treated under the genus *Pleurospermum*, with 15 species occurring in the country (six other species are now considered under different genera).

In July 2024, authors AD and TH collected an interesting plant at 4,654 m altitude, c. 1 km from Lagong Tso lake near Klemta, Tawang district, Arunachal Pradesh. The plant was growing on alpine grassy and rocky slopes, with 4–5 mature and a few immature individuals. We identified the plant as *Hymenidium amabile* (Craib & W.W. Sm.) Pimenov &



Hymenidium amabile: (a) habit, (b–e) leaves, (f) inflorescence, (g) flower, (h) bract, (i) bracteoles, (j) stamens and (k) stylopodium.

Kljuykov, characterized by hollow stems, being aromatic when crushed, pinnately compound leaves with broadly winged petioles, white petiole wings with purple veins, a terminal solitary umbel (occasionally at the upper axils), white and purple veined bracts clasping the umbel, white bracteoles with dark purple midrib, dark purple petals, lanceolate to oblanceolate leaves, five dark purple stamens and a depressed stylopodium.

Pleurospermum amabile Craib & W.W. Sm., the basionym of *H. amabile*, was described from Chumbi Valley, Tibet, in 1912 and occurs in Bhutan, China and India. The plant has a restricted distribution and is used in traditional medicine in Bhutan and China. It was recorded in *Umbelliferae (Apiaceae) of India* (Mukherjee & Constance, 1993, Oxford & IBH Publishing, New Delhi, India) based on a specimen collected by botanist G.H. Cave in Sikkim, India, possibly between 1906 and 1910, which is deposited at the Central National Herbarium, Howrah, India (CAL). We searched Indian herbaria and found three more collections of this taxon, all from Arunachal Pradesh in 2012: two from Pavo to Psonga & Teetapuri, Upper Siang district at 3,700–4,500 m (collected by M.K. Pathak and Gopal Krishna; deposited at CAL) and a third from Trek junction to Renu II, West Siang district, at 4,000 m (collected by Manas Bhaumik; deposited at ARUN). The present and previous collections of this species from Arunachal Pradesh confirm the rediscovery of the species in India after a century.

Because of its restricted distribution, use in traditional medicine, and antimicrobial, antiparasitic and immunomodulatory properties, we will assess *H. amabile* for the IUCN Red List.

ABHIJEET DAS¹ , PIYUSH A. GAIKWAD², TAGE HANIYA¹ , ANAND KUMAR³ , SUMAN HALDER⁴ (sumanhalder94@myyahoo.com), PRIYANKA BHANDARI^{3,5} and MANAS BHAUMIK⁵

¹Range Forest Office, Tawang, Arunachal Pradesh, India.

²Divisional Forest Office, Tawang, Arunachal Pradesh, India.

³Central National Herbarium, Botanical Survey of India, Howrah, West Bengal, India.

⁴Botanical Survey of India, Arunachal Pradesh Regional Centre, Itanagar, Arunachal Pradesh, India.

⁵Botanical Survey of India, Industrial Section, Indian Museum, Kolkata, West Bengal, India

This is an Open Access article, distributed under the terms of the Creative Commons Attribution licence [CC BY 4.0](https://creativecommons.org/licenses/by/4.0/).