

Expl Agric. (2015), volume 51 (3), pp. 370–381 © Cambridge University Press 2015. This is an Open Access article, distributed under the terms of the Creative Commons Attribution licence (<http://creativecommons.org/licenses/by/3.0/>), which permits unrestricted re-use, distribution, and reproduction in any medium, provided the original work is properly cited.
doi:10.1017/S0014479714000362

EFFECTS OF GENOTYPE, SEED P CONCENTRATION AND SEED PRIMING ON SEEDLING VIGOR OF RICE

By ANNY RUTH PAME^{†¶}, CHRISTINE KREYE^{†§}, DAVID JOHNSON[‡],
SIGRID HEUER^{‡††} and MATHIAS BECKER[†]

[†]*Institute of Crop Science and Resource Conservation (INRES), Department of Plant Nutrition
Karlrobert-Kreiten-Str. 13, 53115 Bonn, Germany and* [‡]*International Rice Research Institute
(IRRI), DAPO Box 7777, Metro Manila, Philippines*

(Accepted 11 October 2014; First published online 9 January 2015)

SUMMARY

Seedling vigor is important to help ensure good crop establishment. In direct-seeded rice, this is particularly relevant when soil conditions are marginal. In Asia, about one third of the area of rainfed rice is situated on unfavorable soils, many of which are low in plant available P. In such environments, as farmers tend to have few resources, options to overcome poor crop establishment should be low cost and preferably seed-based. The P content of seed depends on genotype and can be augmented by soaking seeds in a P-containing solution prior to seeding (P-priming). In addition, the presence of the Pup1 quantitative trait locus can reportedly confer tolerance to low soil P availability. We tested combinations of seed priming (unprimed control, water priming, P-priming), and inherent seed P concentrations in contrasting rice genotypes (DJ123, Sadri Tor Misri), and two near isogenic sister lines of IR74 with (+Pup1) and without (–Pup1) the Pup1 QTL. Treatment effects on germination were studied in Petri dishes, while seedling growth and P accumulation were assessed using pots with P deficient soil. Germination was less than 75% in seeds with low seed P content. Seed priming with both water and P enhanced germination and seedling growth. In plants growing from high P seeds, water priming outperformed P-priming. In Sadri Tor Misri with low seed P, we observed a tendency for better performance in some parameters when P-primed. While the presence of the Pup1 QTL in IR74 increased shoot biomass and total root length, these effects could be further enhanced by water priming. Combining genetic and seed management approaches may contribute to improved rice establishment in P deficient soils but its effectiveness depends on genotype and seed attributes.

INTRODUCTION

The rainfed lowland ecosystem in Asia comprises about 30% of the world's rice production area (McLean, 2002). These environments are characterized by poor soils (about 30%), frequently associated with high acidity and P deficiency (Haefele and Hijmans, 2009). For agricultural use of these soils, P deficiencies can be alleviated by fertilizer application. However, soluble P fertilizer sources are costly (Gregory *et al.*, 2010) and their application to acid and highly weathered soils is often ineffective (Dobermann and Fairhurst, 2000). In addition, costly solutions are often beyond the

§Corresponding author. Email: c.kreye@cgiar.org; Current address: International Institute of Tropical Agriculture (IITA), PMB 5320, Oyo Rd., Ibadan, Nigeria.

¶ Current address: International Rice Research Institute (IRRI), DAPO Box 7777, Metro Manila, Philippines.

†† Current address: Australian Centre for Plant Functional Genomics, School of Agriculture, Food and Wine, University of Adelaide, Waite Campus, Urrbrae, South Australia 5064, Australia.

available resources of rice farmers in such marginal environments. When rice (*Oryza sativa*) is direct seeded as for example in Northeast Thailand (Sanusan *et al.*, 2009) the young rice seedlings not only have to cope with P deficiency but also have to compete with weeds. Successful weed competition necessitates a fast and even germination and good seedling vigor (Farooq *et al.*, 2011; Fukai, 2002). Seedling vigor may be compromised under conditions of P deficiency and furthermore, rice seeds from plants grown under such conditions may contain very low amounts of seed P. Low seed P has been shown to reduce shoot biomass in rice seedlings (Ros *et al.*, 1997). Thus, there is the need for low-cost options to overcome P limitations and enhance seedling vigor in these direct seeded rice environments. Ideally, such approaches should be seed-based for good adoption by farmers in low-input production systems. Seed priming is a technique that can successfully enhance seedling vigor in rice (Harris *et al.*, 2002). In this procedure, seeds are soaked in water for approximately 12–24 h, a period shorter than required to induce germination in rice, before drying the seeds to storage moisture. A variation of water priming is nutrient priming where seeds are soaked in solution containing the limiting nutrient (in this case P) to supply additional nutrients to the seed (Ajouri *et al.*, 2004). This procedure requires much smaller amounts of P fertilizer than its replacement if this is added to the soil as in P placement or band application, which are other P-saving alternatives to broadcast application (Dobermann and Fairhurst, 2000). Seed P priming successfully enhanced seedling growth of barley in an alkaline, P-deficient soil (Ajouri *et al.*, 2004) as well as in maize (Miraj *et al.*, 2013). A more recent option to overcome the problem of P limitation is the use of genotypes that carry the *Phosphorus uptake 1 (Pup1)* major quantitative trait locus (QTL), located on rice chromosome 12 (Wissuwa *et al.*, 2002). *Pup1* is associated with the specific protein kinase gene '*Phosphorus Starvation Tolerance 1*' (*OsPSTOL1*). This gene enhances and maintains root growth under stress, thereby enabling plants to explore a larger soil volume for limiting nutrients such as P (Gamuyao *et al.*, 2012).

This study was designed to test both seed- and genotype-based options, sole and in combination, for enhancing seedling vigor and tolerance to P limitation in an acid soil. The objectives were to assess the effect of (i) seed characteristics (high or low seed P concentration and absence or presence of the *Pup1* QTL) and (ii) of seed priming options (none, water, P) on seed germination, seedling growth and P uptake of 3 different rice genotypes, namely, DJ 123 (rainfed), Sadri Tor Misri (rainfed), and IR74 (irrigated).

MATERIAL AND METHODS

The study was conducted at the International Rice Research Institute (IRRI), Los Baños, Laguna, Philippines (14°10'N 121°15'E) from May to November 2012 and comprised a laboratory (seed incubator) study and two greenhouse experiments in potted soil.

Plant materials

Genotypes DJ 123 and Sadri Tor Misri were collected from a long-term experiment in a rainfed lowland field in Pangil, Laguna, Philippines (14°24'11"N 121°27'58"E).

Table 1. Seed characteristics of the genotypes selected for the study.

Genotype	1000 grain weight (g)	Seed P (%)	Target environment	Country of origin
DJ 123 (high seed P)	35	0.30	Rainfed	Bangladesh
DJ 123 (low seed P)	34	0.20	Rainfed	Bangladesh
Sadri Tor Misri (high seed P)	34	0.37	Rainfed	Iran
Sadri Tor Misri (low seed P)	32	0.23	Rainfed	Iran
NIL IR74 +Pup1	27	0.26	Irrigated/Rainfed	Philippines
NIL IR74 –Pup1	24	0.24	Irrigated	Philippines

NIL: near isogenic line.

While high-P seeds were obtained from fertilized plots (having received 30 kg P ha⁻¹), the low-P seeds were obtained from unfertilized control plots. Near-isogenic sister lines (NILs) of IR74 with (IR74 +Pup1) and without (IR74 –Pup1) the *Pup1* QTL (Chin *et al.*, 2011) were collected from demonstration plots at the IRRI experimental farm. Table 1 presents selected genotype attributes.

Treatment application

Experiment 1 - seed germination in the laboratory. Uniform seeds were selected, tied in nets, and soaked for 24 h in either water or in solutions containing 200 mM P (KH₂PO₄). During priming, no aeration was provided and the seeds in their solutions were left standing at ambient temperature. The maximal permissible concentration of P for the priming solution had been determined in a pre-study with at least 80% germination considered as the satisfactory threshold and a 24 h priming duration described as suitable for on-farm seed priming (Harris *et al.*, 2002). Soaked seeds were recovered from the solution, spread on absorbent paper and allowed to dry at ambient temperature to ~14% moisture content. When this was reached after 6–8 h (checked by moisture meter; (Kett Riceter L Series Grain Moisture Tester), twenty-five seeds of each treatment (unprimed, water primed, P-primed) were sown within about one day in Petri dishes with a diameter of 9 cm, containing two layers of Whatman No. 1 filter paper and 5 mL distilled water. Dishes were incubated (Thermo Scientific Precision Dual-Program Growth Refrigerated Incubator Model 818) at 30/20 °C alternating temperature and a light/dark regime on 12/12 h duration for seven days. Distilled water was re-applied when necessary. The number of seeds germinated was counted daily and expressed as cumulative percentage of the total seed number. The criterion for germination was a radicle length of >1 mm as the appearance of the embryo marks the beginning of seedling growth (Nonogaki *et al.*, 2010). At 7 days after seeding (DAS), shoot and root lengths were measured. Seedlings were separated into shoot, root and seeds, and oven-dried at 70 °C for 72 hours to record dry biomass.

Experiment 2 - seedling growth in pots with P deficient soil. Seeds were primed as described above and sown in pots (height = 31 cm, diameter = 27 cm) containing 15 kg of air dried, sieved soil collected from Siniloan, Laguna, Philippines (14° 28' N 121° 29' E). The soil was a P-deficient (2.35 mg available Bray-1 P kg⁻¹) and acid (pH_{H₂O}

4.8) clay loam. Ten seeds per pot were covered thinly with soil. The pots were initially watered by spraying until the topsoil became moist and were thereafter irrigated daily until complete saturation (water flowing out of the holes at the bottom of the pots). Urea was applied at a rate of 2 g kg^{-1} to each pot at 21 DAS. Plant height was determined weekly until 35 DAS. At 35 DAS, whole plants were harvested and roots were washed of the soil. Seedlings were cleaned under running water, oven-dried at 70°C for 7 days, weighed and analyzed for P at IRRI's Analytical Service Laboratory (ASL).

Experiment 3 - root length of IR74 NILs (+/-Pup1). Seeds of each NIL were primed as described above and 2 seeds each were sown to PVC pipes of 40 cm height and 4 cm inner diameter, containing 400 g of air dried soil (see experiment 2) which was adjusted to 'field capacity' by daily irrigation. At 3 DAS, plants were thinned to one plant per pipe. Each treatment consisted of 10 individual tubes from which, at 14 DAS, seedlings of uniform height were harvested from three tubes to form one composite sample. Roots were separated from soil and cleaned with running tap water. Before root length scanning, the samples were rinsed in 70% ethanol and kept cold in an ice chest. Root samples were scanned using STD4800 Scanner Epson Perfection V700/V750. From the image analyses (WinRHIZO program) total root length was calculated.

Experimental design and statistical analysis

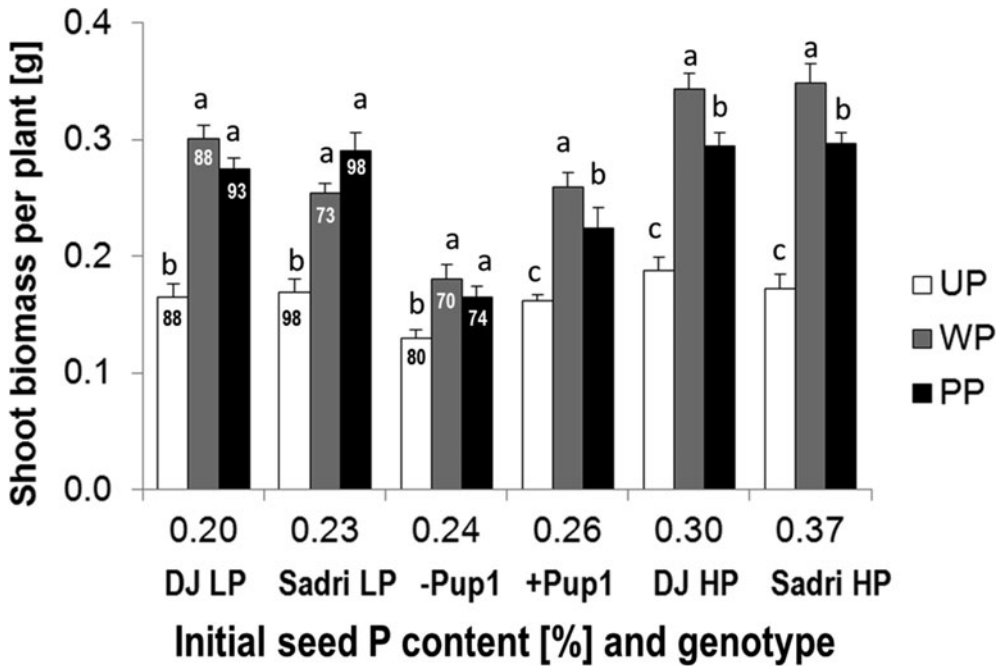
All experiments were laid out in factorial randomized complete block designs with four replications. Experiment 1 and 2 were repeated once (run1 and run2) with three factors: priming treatment (3 levels: unprimed, water- and P- primed), genotype (3 levels: DJ 123, Sadri Tor Misri, and NILs of IR74) and seed P content/Pup1 (two levels: high and low seed P content/ +/-Pup1) (Table1). Experiment 3 consisted of the factors Pup1 (2 levels: +/- Pup1) and priming treatment (unprimed, water primed, P-primed).

Data were analyzed using SAS version 9.2 as split plots in a randomized complete block design with 'run' (the repetition of the experiment) as main plot. Experiment 3, which had no second run, was analyzed as randomized complete block design. For all experiments, the mixed procedure (proc mixed) was applied with replicate as random, and variety, P-status and priming as fixed factor. Where 'run' was treated as main plot, it was used as fixed factor and as random factor in combination with replicate. When significant interactions for a parameter between two factors occurred, the data set for each variety was analyzed separately for each P-status, and all statistical references refer to this level of analysis for all varieties. Means were separated by least significant difference test (LSD) at a significance threshold of 0.05. The data of plant survival (Experiment 2) were arcsine transformed before analysis.

RESULTS

Effects of seed P concentration and Pup1

Seed germination and seedling survival differed between genotypes and seed attributes. Seeds of plants grown under low soil P concentration contained only 65%



Factor	P value – shoot biomass					
	DJ LP	Sadri LP	IR74-Pup1	IR74+Pup1	DJ HP	Sadri HP
Run (1)	0.8414	0.7497	0.5946	0.6921	0.1936	0.7270
Priming (2)	< 0.0001	< 0.0001	< 0.0001	0.0018	< 0.0001	< 0.0001
1 x 2	0.0166*	0.7803	0.0668	0.1183	0.2100	0.0758

*same mean separation in both runs

Figure 1. Shoot biomass of 35 day-old plants in potted soil (experiment 2) grown from P-primed (PP), unprimed (UP) and water primed (WP) seeds. Data are sorted according to their initial (pre-priming seed P content; given above the genotype name on the X-axis) and are averaged over run1 and run2; DJ: DJ 123, Sadri: Sadri Tor Misri, +Pup1: IR74 +Pup1, -Pup1: IR74 -Pup1; HP: seeds of high P content, LP: seeds of low P content. Error bars represent the standard error of the mean ($n = 8$). Numbers within bars represent biomass of low seed P plants in percent of the respective high seed plants. The table shows the ANOVA results for the factors 'run', 'priming' and their interaction; P values indicate probability of significance, F values are not shown.

(DJ 123), and 61% (Sadri Tor Misri), of the P present in seeds from plants grown under high soil P concentration. For the -Pup1 NIL, the seed P concentration was reduced by 10% compared to the +Pup1 NIL (Figure 1). In potted soil (experiment 2), plant survival was reduced by up to 60% in the low-P seed plants of DJ 123 and Sadri Tor Misri. Likewise cumulative germination percentage in the Petri dish experiment (Figure 2) was reduced in the low-P seeds of these two genotypes. While seeds with high P concentration reached a germination level of 80% by latest day 5, germination remained at about 70% in DJ 123 (low seed P) and 40% in Sadri Tor Misri (low-P seed). Water priming but not P-priming enhanced germination especially in the

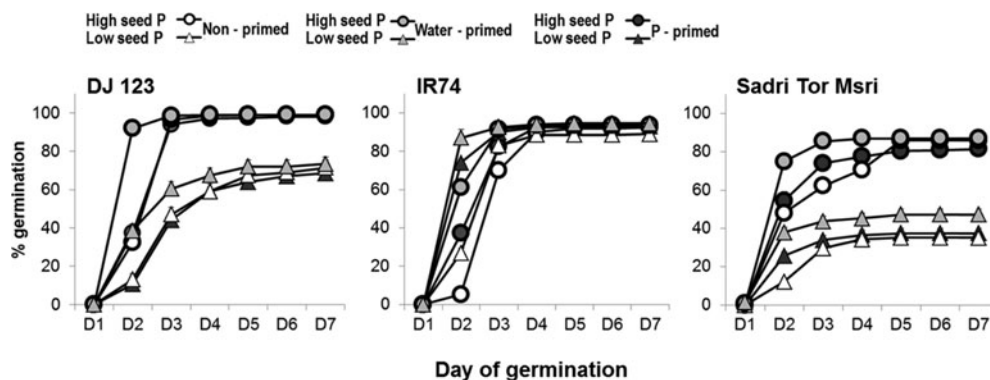


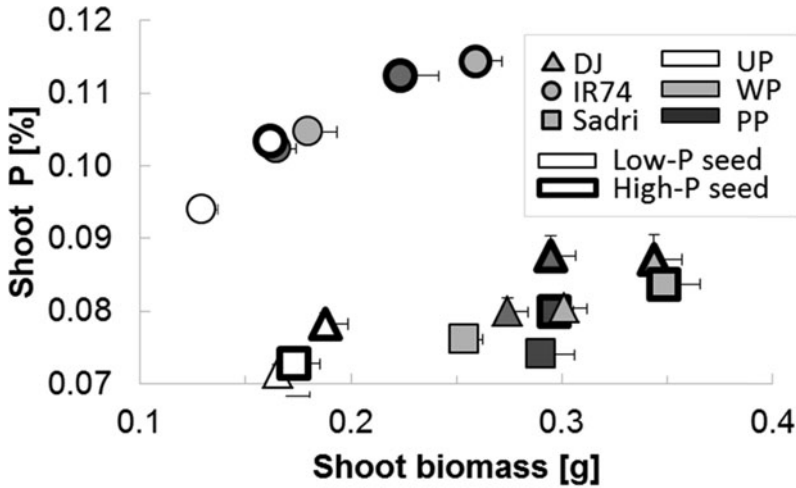
Figure 2. Cumulative percent germination in Petri dishes (experiment 1) of seeds that were P-primed (dark grey symbols), water-primed (light grey symbols) and unprimed (white symbols) from day 1 (D1) to day 7 (D7); circles: seeds of high seed P content or the +Pup1 seeds; triangles: seeds of low seed P content or the -Pup1 seeds. Data are averaged over run1 and run2 and error bars represent the standard error of the mean ($n = 8$).

low-P seed plants of Sadri Tor Misri. In IR74 Pup1 NILs, germination was relatively poor during the first 3 days. Again, water priming was most effective in increasing germination. Overall, highest germination rates were obtained in DJ 123, followed by IR74 (+/-Pup1) and Sadri Tor Misri.

Effect of priming

The effects of seed priming on biomass accumulation, plant height and seedling P content, differed by genotype. The highest plant biomass after 35 DAS was obtained by water priming, with the exception of the low seed P plants of Sadri Tor Misri (Figure 1). Shoot biomass from unprimed low-P seeds was 88% (DJ 123), 98% (Sadri Tor Misri) and 80% (IR74 NILs) of the respective plants from high-P seeds. For the water and P-primed treatments in DJ 123 and IR74 NILs, these ratios were similar, with about 90% and 70%, respectively. For Sadri Tor Misri, however, the ratio declined to 73% in water-primed seeds, but remained at 98% in P-primed seeds. Thus, water and P priming, both significantly increased shoot biomass. There was hardly any difference between the effects of water or P-priming with low-P seeds, while with high-P seeds, water priming significantly outperformed P-priming. In P-primed rainfed genotypes (DJ 123 and Sadri Tor Misri), plants derived from high-P seeds had a similar biomass as those from low-P seeds. In the lowland type IR74, +Pup1 outperformed -Pup1 by about 25% in P-primed plants.

Shoot P concentrations at 35 DAS were enhanced by priming treatments in all cases. Shoot P concentration was similar in water and P-primed plants of DJ 123, though biomass and P content of the other genotypes tended to be higher with water priming than with P priming (Figure 3). IR74 NILs had distinctly higher shoot P concentrations than Sadri Tor Misri and DJ 123 both of which appeared to be P deficient ($< 0.1\%$ P) in all treatments. Nevertheless, highest shoot biomass was obtained in Sadri Tor Misri and DJ 123 (primed, high seed P treatments).



Factor	P value shoot P concentration		
	DJ	IR74	Sadri
Run (1)	0.0831	0.3465	0.4513
P-status (2)	< 0.0001	< 0.0001	< 0.0001
Priming (3)	< 0.0001	< 0.0001	< 0.0001
1 x 2	0.9343	0.7898	0.7139
1 x 3	0.0720	0.5540	0.2336
2 x 3	0.9573	0.9724	0.4617

Figure 3. Relationships of shoot P concentration and shoot biomass of 35 day-old plants in potted soil by seed treatment: P-primed (dark grey symbols), unprimed (light grey symbols), water-primed (white symbols); DJ: DJ 123, IR74, and Sadri: Sadri Tor Misri; symbols with bold border lines: seeds of high seed P content or the +Pup1 seeds. Data are averaged over run1 and run2 and error bars represent the standard error of the mean ($n = 8$). The table shows the ANOVA results for the factors 'run', 'P-status', 'priming' and their interaction; *P* values indicate probability of significance, *F* values are not shown.

In Petri dishes, plant shoot length varied by genotype and priming. Genotypes for rainfed environments, DJ 123 and Sadri Tor Misri, had longer shoots than the lowland type, IR74 NILs. Plants of primed seeds were taller than those of unprimed seeds after 7 days in Petri dishes (data not shown). In the potted soil experiment, the same pattern was observed and plants from high-P seeds were taller than those of low-P seeds throughout the growing period of 35 days when the IR74 NILs were about 25 cm and the rainfed genotypes about 40 to almost 60 cm tall (data not shown). Root length in the Petri dish experiment was enhanced by water priming, with no additional benefit from P-priming, except for the low seed P plants of Sadri Tor Misri

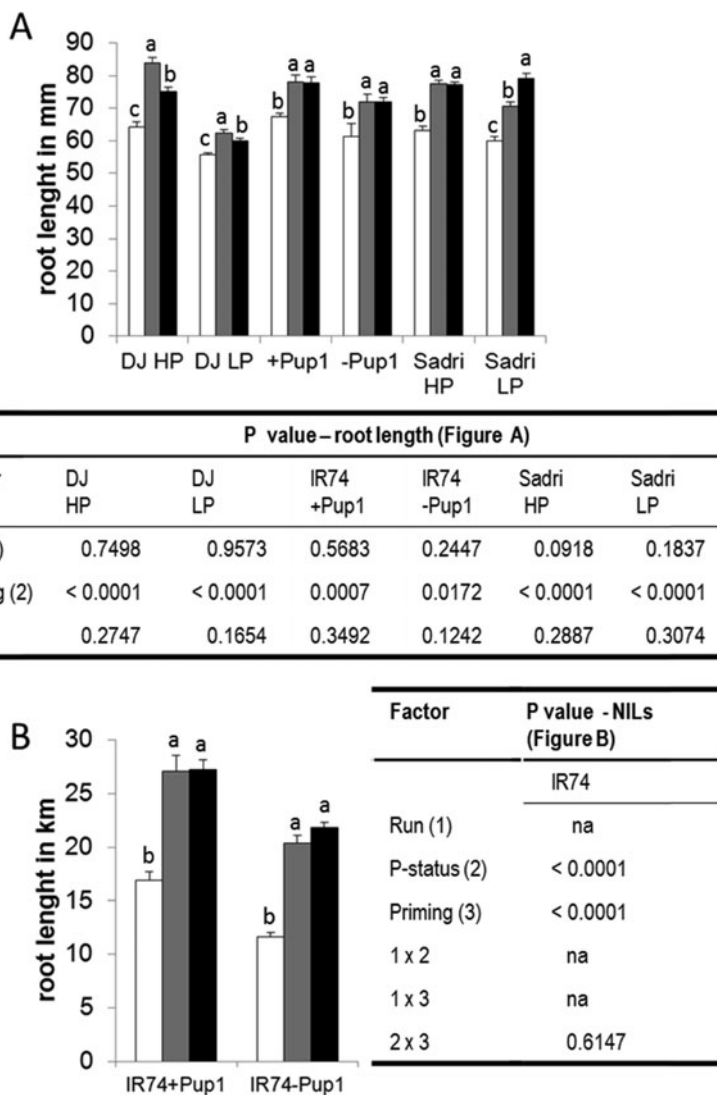
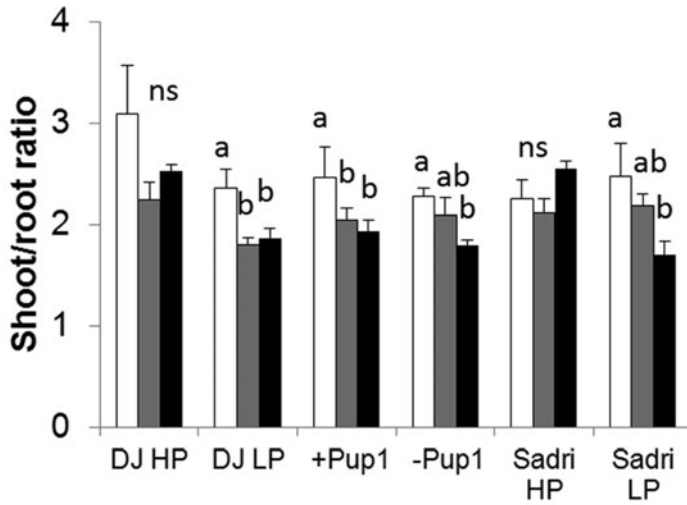


Figure 4. Root length in petri dishes in mm (A, experiment 1), and root length in km in potted soil (B, experiment 3) according to seed treatments: unprimed (white bars), water primed (light grey bars) and P-primed (black bars); HP: seeds of high P content, LP: seeds of low P content; Data are averaged over run1 and run2 and error bars represent the standard error of the mean ($n = 8$; $n = 4$ in 4B with only one run). The tables show the ANOVA results for the factors 'run', (P-status) 'priming' and their interaction; *P* values indicate probability of significance, *F* values are not shown.

where roots of P-primed plants were significantly longer than those of water primed plants (Figure 4A). Similar observations were made in the pot experiment, as water priming enhanced root length of the IR74 NILs, with no extra benefit of P-priming, although there was a tendency to increase root length for IR74 -Pup1 in the P-primed treatment. In this experiment, root length was highest in IR74 +Pup1 (Figure 4B). For



Factor	P value - Shoot/root ratio					
	DJ HP	DJ LP	IR74 +Pup1	IR74 -Pup1	Sadri HP	Sadri LP
Run (1)	0.8770	0.4123	0.2851	0.4276	0.6174	0.1699
Priming (2)	0.1937	0.0225	0.0427	0.0223	0.1372	0.0433
1 x 2	0.6423	0.9848	0.0018*	0.5603	0.4301	0.9921

*no significant effect in run1; run2: up=a, wp=b, pp=b

Figure 5. Shoot/root biomass ratio in potted soil (experiment 2) according to seed treatments: unprimed (UP), water primed (WP) and P-primed (PP); DJ: DJ 123, Sadri: Sadri Tor Misri, +Pup1: IR74 +Pup1, -Pup1: IR74 -Pup1; HP: seeds of high P content, LP: seeds of low P content. Data are averaged over run1 and run2 and error bars represent the standard error of the mean ($n = 8$). The table shows the ANOVA results for the factors 'run', 'priming' and their interaction; *P* values indicate probability of significance, *F* values are not shown.

the shoot/root ratios, only the potted soil experiment showed significant effects after 35 DAS. Generally, priming resulted in lower ratios indicating higher root biomass. Water priming and P-priming ratios were similar (Figure 5).

DISCUSSION

Priming rice seeds with water or P solution, in general, had a positive effect on seedling growth. However, plants grown from seeds with low P contents (including IR74 -Pup1) did not perform as well as high seed P plants, even when P-primed. Only seedlings from low-P seed of Sadri Thor Misri generally tended towards a positive response to P priming. Thus seed P-priming appears a promising option only in the case of seeds with low P contents, while water-priming is the treatment of choice in seed with high P content.

Effect of seed P concentration and Pup1

In our experiment, the damaging effect of P starvation became evident in cumulative germination percent which remained considerably below the germination rates of high-P seeds. However, the impaired germination of P-starved seeds may not be a direct consequence of low seed P content but rather the effect of the (P)-stress conditions under which these seeds were produced (Rose *et al.*, 2012 and references therein). When comparing the degree of P starvation with the study by Rose *et al.* (2012) and Ros *et al.* (1997) where the lowest seed P concentration was about 47% of the high seed P concentration, the P levels in our study were still relatively high (>60%). Both studies also reported poorer performance of seedlings from P-starved seeds when grown in soil of low available P and a decline in germination (Rose *et al.*, 2012). Nevertheless, for those seedlings derived from low-P seeds that did germinate we cannot rule out P-limitations as the shoot biomass of DJ 123 and Sadri Tor Misri (water-primed, low seed-P) was reduced by about 10% and 30%, respectively, when compared with plant grown from high-P seeds under the same conditions.

The difference between high and low seed-P (+/–Pup1) concentration in seeds of the IR74 NILs was less pronounced than in the other two genotypes. The –Pup1 seedlings appeared less than +Pup1 seedlings able to use the available soil P in the low-P soil as –Pup1 plants produced consistently less shoot biomass whether seeds were primed or not. Development of greater root length (Figure 4) may be the reason for the better performance of +Pup1 plants because it enables the plants to explore a larger soil volume (Gamuyao *et al.*, 2012). Priming enhanced root length and increased shoot-P concentrations in IR74 +Pup1 above the critical deficiency threshold of 0.1% P for the youngest fully developed leaf (Dobermann and Fairhurst, 2000).

Effect of priming

P-priming did not generally have an additional benefit over water priming. The reasons for this remain speculative but could be associated with the relatively short priming time of 24 h when the osmotic pressure of the priming solution might have slowed down and partially impaired water imbibition of the seed and thus the priming effect. On the other hand, an interaction between seed P content and priming was evident as water-priming outperformed P-priming only when the seed P content was high. This aspect may warrant further attention when the development of low-P seed genotypes is targeted (Rose *et al.*, 2012).

Water priming of rice seeds is a reportedly successful strategy to enhance seedling vigor (Farooq *et al.*, 2006; Harris *et al.*, 2002). In other cereals like maize (Miraj *et al.*, 2013), wheat (Sekiya and Yano, 2010) or barley (Ajouri *et al.*, 2004), additional benefits of P-priming have been reported. Results for P-priming in rice appear ambiguous. Ros *et al.* (2000) reported reduced seedling emergence and no significant effect on seedling growth in 20- and 40-day-old-plants when rice seeds had been soaked in P solutions. Farooq *et al.* (2005) tested, among other fertilizers, di-ammonium-phosphate as osmoticum for rice seed priming, but also here, seedling dry weights of unprimed controls remained greatest. A more promising strategy than P-priming might be seed

coating with rock phosphate (Ros *et al.*, 2000). However, their study did not test water-priming as additional control treatment.

Priming had a larger effect on root than shoot growth. A larger root system of primed plants may support greater shoot P and biomass production through enhanced P uptake from the soil as discussed for IR74 +Pup1. Nevertheless, shoot P concentrations tended to remain low, indicating that DJ 123 and Sadri Tor Misri are not efficient in foraging P from the soil. Yet again, P-priming did not enhance shoot P contents compared to water-priming. A greater biomass of plants grown from high-P seeds indicates that seed-borne P may be more efficiently translated into increasing shoot P concentrations and biomass than P supplied by priming.

CONCLUSIONS

We observed a generally positive effect of priming, irrespective of genotype and seed attributes. Beneficial effects of P-priming, however, could not be generally confirmed and were restricted to specific genotypes and seeds with low inherent P concentrations. An improved seedling performance was rather associated with a high inherent seed P content and/or the presence of the Pup1 QTL with the OsPSTOL1 gene. Combining genetic and seed management approaches may contribute to enhance rice establishment under P-deficient conditions, but need to be genotype-specific.

Acknowledgements. We thank the German Academic Exchange Service (DAAD) for funding the scholarship of the first author, the Global Rice Science Partnership (GRISP) and the Generation Challenge Program (GCP) for funding the research work, and the Centre for International Migration and Development (CIM) on behalf of the German Federal Ministry for Economic Cooperation and Development (BMZ) for funding the open access publication of this article.

REFERENCES

- Ajouri, A., Asgedom, H. and Becker, M. (2004). Seed priming enhances germination and seedling growth of barley under conditions of P and Zn deficiency. *Journal of Plant Nutrition and Soil Science* 167:630–636.
- Chin, J. H., Gamuyao, R., Dalid, C., Bustamam, M., Prasetyono, J., Moeljopawiro, S., Wissuwa, M. and Heuer, S. (2011). Developing rice with high yield under phosphorus deficiency: Pup1 sequence to application. *Plant Physiology* 156:1202–1216.
- Dobermann, A. and Fairhurst, T. (2000). *Rice: Nutrient Disorders and Nutrient Management*. Potash and Phosphate Institute/Potash and Phosphate Institute of Canada; International Rice Research Institute, Los Baños (Philippines).
- Farooq, M., Basra, S., Tabassum, R. and Afzal, I. (2006). Enhancing the performance of direct seeded fine rice by seed priming. *Plant Production Science* 9:446–456.
- Farooq, M., Basra, S. M. A., Hafeez, K., Asad, S. A. and Ahmad, N. (2005). Use of commercial fertilizers as osmotica for rice priming. *Journal of Agriculture and Social Sciences* 1:172–175.
- Farooq, M., Siddique, K., Rehman, H., Aziz, T., Lee, D. and Wahid, A. 2011. Rice direct seeding: Experiences, challenges and opportunities. *Soil and Tillage Research* 111:87–98.
- Fukai, S. (2002). Rice cultivar requirements for direct seeding in rainfed lowlands. In *Direct Seeding: Research Issues and Opportunities, Proceedings of the International Workshop on Direct Seeding in Asian Rice Systems: Strategic Research Issues and Opportunities*, Bangkok, Thailand: International Rice Research Institute, Los Baños, Philippines, 25–28 January, 2000, 383 (Eds S. Pandey, M. Mortimer, L. Wade, T. P. Tuong, K. Lopez and B. Hardy).

- Gamuyao, R., Chin, J., Pariasca-Tanaka, J., Pesaresi, P., Catausan, S., Dalid, C., Slamet-Loedin, I., Tecson-Mendoza, E., Wissuwa, M. and Heuer, S. (2012). The protein kinase Pstol1 from traditional rice confers tolerance of phosphorus deficiency. *Nature* 488:535–541.
- Gregory, D. I., Haefele, S. M., Buresh, R. J. and Singh, U. (2010). Fertilizer use, markets, and management. In *Rice in the Global Economy: Strategic Research and Policy Issues for Food Security*, 477 (Eds S. Pandey, D. Byerlee, D. Dawe, A. Dobermann, S. Mohanty, S. Rozelle and B. Hardy). Los Baños, Philippines: International Rice Research Institute.
- Haefele, S. M. and Hijmans, R. J. (2009). Soil quality in rainfed lowland rice. *Rice Today* 8:30–31.
- Harris, D., Tripathi, R. S. and Joshi, A. (2002). On-farm seed priming to improve crop establishment and yield in dry direct-seeded rice. In *Direct Seeding: Research Issues and Opportunities, Proceedings of the International Workshop on Direct Seeding in Asian Rice Systems: Strategic Research Issues and Opportunities*, Bangkok, Thailand. Los Baños, Philippines: International Rice Research Institute, 25–28 January 2000, 383 (Eds S. Pandey, M. Mortimer, L. Wade, T. P. Tuong, K. Lopez and B. Hardy).
- Mc Lean, J. L., Dawe, D. C., Hardy, B. and Hettel, G. P. (2002). *Rice Almanac*. Los Banos, Philippines: International Rice Research Institute, Bouake (Cote d'Ivoire): West Africa Rice Development Association, Cali (Colombia): International Center for Tropical Agriculture, Rome (Italy): Food and Agriculture Organization. 235.
- Miraj, G., Shah, H. and Arif, M. (2013). Priming maize (*Zea mays*) seed with phosphate solutions improves seedling growth and yield. *Journal of Animal and Plant Sciences* 23:893–899.
- Nonogaki, H., Bassel, G. and Bewley, J. (2010). Germination—still a mystery. *Plant Science* 179:574–581.
- Ros, C., Bell, R. and White, P. (1997). Effect of seed phosphorus and soil phosphorus applications on early growth of rice (*Oryza sativa* L.) cv. IR66. *Soil Science and Plant Nutrition* 43:499–509.
- Ros, C., Bell, R. and White, P. (2000). Phosphorus seed coating and soaking for improving seedling growth of *Oryza sativa* (rice) cv. IR66. *Seed Science and Technology* 28:391–401.
- Rose, T., Pariasca-Tanaka, J., Rose, M., Mori, A. and Wissuwa, M. (2012). Seeds of doubt: Re-assessing the impact of grain P concentrations on seedling vigor. *Journal of Plant Nutrition and Soil Science* 175:799–804.
- Sanusan, S., Polthance, A., Seripong, S., Audebert, A. and Mouret, J. (2009). Rates and timing of phosphorus fertilizer on growth and yield of direct-seeded rice in rain-fed conditions. *Acta Agriculturae Scandinavica Section B-Soil and Plant Science* 59:491–499.
- Sekiya, N. and Yano, K. (2010). Seed P-enrichment as an effective P supply to wheat. *Plant and Soil* 327:347–354.
- Wissuwa, M., Wegner, J., Ae, N. and Yano, M. (2002). Substitution mapping of Pup1: a major QTL increasing phosphorus uptake of rice from a phosphorus-deficient soil. *Theoretical and Applied Genetics* 105:890–897.