

July 1937

Vol. LII. No. 7

The Journal of Laryngology and Otology

EDITED BY
WALTER HOWARTH

WITH THE ASSISTANCE OF
W. M. MOLLISON

Contents

THE TREATMENT OF INTRINSIC LARYNGEAL CANCER	F. HOLT DIGGLE
SOME REMARKS ON MALIGNANT DISEASE	DR. GAVIN YOUNG
THE USE OF RADIUM IN CERTAIN MALIGNANT CONDITIONS OF THE THROAT AND NOSE	ALEXANDER A. CHARTERIS
X-RAY THERAPY IN MALIGNANT DISEASE OF THE THROAT	J. STRUTHERS FULTON
CLINICAL RECORD— TWO CASES OF OTITIC MENINGITIS—RECOVERY IN ONE	JAMES ADAM and EDWARD A. M. CONNAL
SOCIETIES' PROCEEDINGS— ROYAL SOCIETY OF MEDICINE—SECTION OF LARYNGOLOGY AND SECTION OF ANÆSTHETICS	
ABSTRACTS— THE EAR	THE TONSIL AND PHARYNX
THE NOSE AND ACCESSORY SINUSES	MISCELLANEOUS
GENERAL NOTES	


London

Headley Brothers

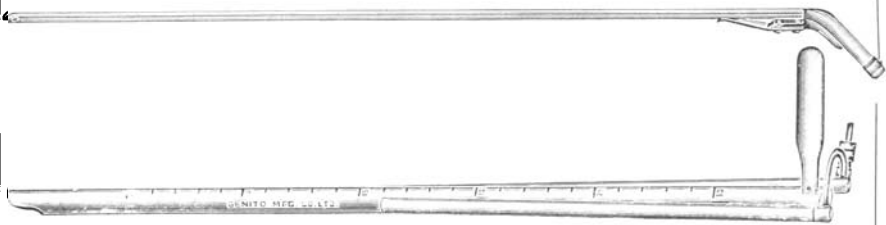
109 Kingsway, W.C.2

Monthly, 4/- net post free

Annual Subscription, 40/- net



**NEGUS' ENDOSCOPIC TABLE
WITH SUCTION PUMP**



Esophagoscope with detachable Suction Tube and Proximal
Lighting as designed for V. E. NEGUS, M.S., F.R.C.S.

Obtainable in 4 sizes

MADE BY

THE G. ENITO. U RINARY MFG. Co. LTD.

28a DEVONSHIRE STREET, LONDON, W.1

Telephone:
WELBECK 3520, 3529


Telegrams:
CYSTOSCOPE, WESDO, LONDON

Please mention *The Journal of Laryngology* when replying to advertisements

GUY'S SILENT SUCTION APPARATUS

as made for

WM. MAYHEW MOLLISON, C.B.E., F.R.C.S.




“An efficient *silent* suction apparatus is essential in many throat investigations and operations and indeed is used for many operations on other parts of the body.

“The above illustration shows an Electric Suction Apparatus which can rightly claim to be more efficient than the apparatus generally in use. The suction is continuous and so powerful that clots of blood and the most tenacious mucus are quickly removed. The apparatus is quiet and can easily be moved about the operation theatre and from one theatre to another. It is possible to use it for intra-tracheal

insufflation at the same time as suction since the pump delivers sixty litres of air per minute. The valves in the cylinder head are strong and specially designed for silence in operation and the sump of the machine carries enough oil for six months' continuous use; this ensures efficiency with the minimum of attention. The entire unit is mounted in a robust mahogany case which is fitted with four rubber-tyred castors. On the side of the case two large screw necked bottles are mounted. These bottles are the commercial 'Kilner' type and can therefore be replaced with the minimum of expense. Blood and other fluids are removed from the operating field by the suction plant and find their way into the big bottle. The second bottle is a safety trap in the unlikely event of the first bottle becoming full at a moment when it is inconvenient to change it.

“There are no resistances to regulate the speed and in order to use the apparatus it is only necessary to connect it to the main electrical supply.” The makers are Down Bros., Ltd., London.



DOWN BROS., LTD.

21 & 23 ST. THOMAS'S STREET, LONDON, S.E.1

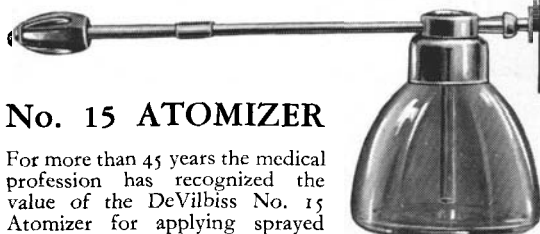
(Opposite Guy's Hospital)

and at 22a CAVENDISH SQUARE, LONDON, W.

Telephone : MAYFAIR 0406

Please mention *The Journal of Laryngology* when replying to advertisements

PRESCRIBE DeVilbiss

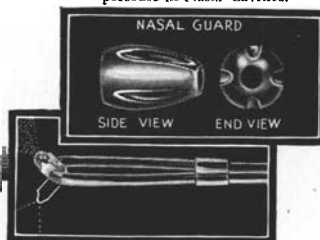


No. 15 ATOMIZER

For more than 45 years the medical profession has recognized the value of the DeVilbiss No. 15 Atomizer for applying sprayed solutions in prescribed self-treatment. The adjustable gold tip permits spraying in any direction, the vented nasal guard prevents excess pressure in the nasal cavities and the atomizer may be sterilized easily and rapidly by boiling or passing the tip through a flame. Dependable and certain in the hands of the patient, the DeVilbiss No. 15 applies the treatment you want gently and thoroughly—may we suggest that you mark "DeVilbiss Atomizer No. 15" on your prescription where its use is indicated.

AEROGRAPH Co. Ltd., 43 Holborn Viaduct, London, E.C.1. Sole distributors of DEVILBISS products in the United Kingdom. Telephone: Holborn 1257 and 1258

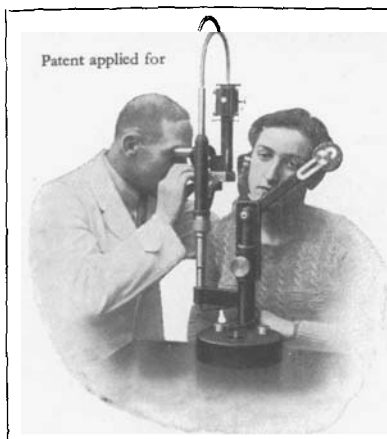
Ventilating Grooves prevent excess pressure in Nasal Cavities.



Adjustable gold tip for spraying in any direction.



CVS-86



Patent applied for

THE NEW OTO-MICROSCOPE

A Big Step Forward!

Specially suited for both Practising Surgeons and Research Workers

Printed description free

**HAAG-STREIT, Bern,
Seilerstrasse 9, Switzerland**

For Advertisement space in this Journal apply to :
HEADLEY BROTHERS, 109 Kingsway, London, W.C.2

Please mention *The Journal of Laryngology* when replying to advertisements

GOLDEN SQUARE THROAT, NOSE AND EAR HOSPITAL

Near Piccadilly Circus LONDON, W.1 *Gerrard 4058*

HONORARY MEDICAL STAFF

SURGEONS: Mr. Lionel Colledge; Mr. F. Cunliffe Ormerod; Mr. A. R. Dingley; Mr. Gilbert H. Howells; Mr. J. F. Simpson; Mr. S. A. Beards; Mr. J. C. Hogg.
ASSISTANT SURGEONS: Mr. J. Roydon Peacock; Mr. J. P. Monkhouse; Mr. Maxwell Ellis; Mr. G. Livingstone.
PHYSICIANS: Dr. C. F. Lakin; Dr. N. L. Rusby.
NEUROLOGIST: Dr. L. R. Yealland.
PATHOLOGIST: Dr. R. B. Hervey-Wyatt.
OPHTHALMOLOGIST: Mr. F. A. Williamson-Noble.
GENERAL SURGEON: Mr. J. B. Hunter.
DENTAL SURGEON: Mr. B. Mendleson.
RADIOLOGIST: Dr. Hope.
ANÆSTHETISTS: Dr. G. I. Moriarty; Dr. A. W. Matthew; Dr. S. Coffin; Dr. F. Longhurst; Dr. D. Lewis; Dr. C. Hochschild; Dr. G. Edwards; Dr. Blair Gould; Dr. Broad.

The Hospital has **100** beds for In-patients and an annual Out-patient attendance of over **60,000**.

CLINICAL INSTRUCTION

Clinical instruction in the Diagnosis and Treatment of Diseases of the Ear, Nose, and Throat is given in the Out-patient Department from 2 to 5 p.m. daily, and on Tuesdays and Thursdays from 6 to 9 p.m. also. Major operations are performed every morning and afternoon, except Saturdays, in the In-patient Operating Theatres. Minor Operations are performed in the Out-patient Operating Theatre on three mornings a week. Practitioners and Medical Students are admitted to the practice of the Hospital as Post-Graduates. Clinical Assistants, whose duty it is to assist the staff, are appointed as vacancies occur.

For further information apply to the Dean: **GILBERT H. HOWELLS**.

In addition to the General Wards, there are Semi-private Wards and 11 Private Rooms. The charge for a Private Room is 7 guineas a week, plus a fee for the surgeon.
 Further particulars may be obtained from F. P. CARROLL, *Secretary-Superintendent*.

CENTRAL LONDON THROAT, NOSE AND EAR HOSPITAL GRAY'S INN ROAD

(Near King's Cross Stations)

DAILY CLINICS. LECTURES ON FRIDAYS, 4 p.m.

OVER 11,000 NEW PATIENTS YEARLY. 50,000 ATTENDANCES.

IN-PATIENT DEPARTMENT (Hospital and Recovery Home), 104 BEDS.

COURSES IN ANATOMY AND PHYSIOLOGY by the Teacher in Anatomy for Part I of the D.L.O. Examination, and **CLINICAL COURSES** by the Honorary Medical Staff for Part II of the Examination are given twice yearly.

COURSES IN METHODS OF EXAMINATION AND DIAGNOSIS at frequent intervals.

SURGEONS

Mr. HAROLD KISCH	Mr. C. GILL-CAREY
Mr. ARCHER RYLAND	Mr. J. D. McLAGGAN
Mr. F. W. WATKYN-THOMAS	Mr. W. A. MILL

ASSISTANT SURGEONS

Mr. A. LOWNDES YATES, Mr. N. ASHERSON, Mr. W. G. SCOTT-BROWN

CLINICAL ASSISTANTS

available for periods of three, six or twelve months.

The teaching provided covers all the requirements of students taking the D.L.O. (R.C.P. & S.Eng.)

Further particulars on application to

C. GILL-CAREY, F.R.C.S. Ed., *Dean*.

JOHN H. YOUNG, *Secretary-Superintendent*.

Please mention *The Journal of Laryngology* when replying to advertisements

THE INTRA-NASAL IONIZER FOR HAY FEVER AND NON-SUPPURATIVE RHINITIS

Pat. No. 373802

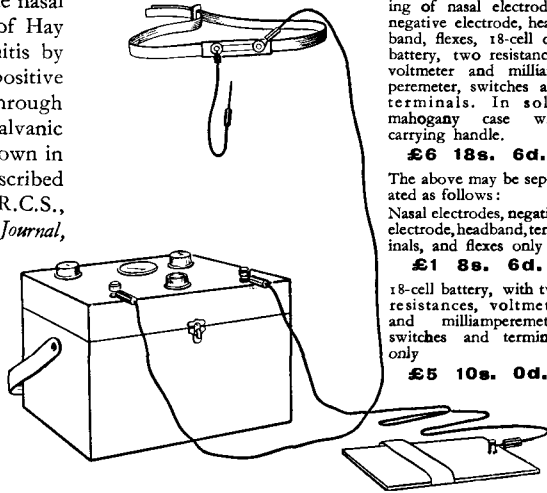
This apparatus is designed for the application of current to the nasal tissues for the treatment of Hay Fever and Paroxysmal Rhinitis by Ionization. It consists of positive and negative electrodes through which is conveyed a galvanic current from a battery as shown in the illustration, and was described by Mr. Philip Franklin, F.R.C.S., in the *British Medical Journal*, June 27th, 1931.

Send for Booklet

THEODORE HAMBLIN
Ltd.

*Patentees and
Manufacturers*

**15 WIGMORE STREET
LONDON, W.1**



PRICES:

Complete Outfit, consisting of nasal electrodes, negative electrode, headband, flexes, 18-cell dry battery, two resistances, voltmeter and milliamperemeter, switches and terminals. In solid mahogany case with carrying handle.

£6 18s. 6d.

The above may be separated as follows:

Nasal electrodes, negative electrode, headband, terminals, and flexes only

£1 8s. 6d.

18-cell battery, with two resistances, voltmeter and milliamperemeter, switches and terminals only

£5 10s. 0d.

BACK NUMBERS OF THE *Journal of Laryngology & Otology*

Back numbers of most issues of this Journal can be obtained from the Publishers, HEADLEY BROTHERS, 109 Kingsway, London, W.C.2. The following, however, are out of print, and no stock is at present available:

- | | |
|--|--|
| 1887 January, April-June, and August-December. | 1896 February and March. |
| 1888 January-March, and August. | 1897 January, June and August-October. |
| 1889 November. | 1902 February. |
| 1890 August, October and November. | 1914 August. |
| 1891 January, March, June and September. | 1916 April. |
| 1892 January, and March-December. | 1920 January and August. |
| 1893 January and February. | 1921 January-June, and September. |
| 1894 November. | 1924 January-March and July-December. |
| 1895 January, February and August. | 1931 October and November. |
| | 1935 November. |

If any subscribers have any of these copies which they do not need, it would be greatly appreciated if they would return them to the Publishers who will refund the full published price.

HEADLEY BROTHERS, 109 KINGSWAY, LONDON, W.C.2

Please mention *The Journal of Laryngology* when replying to advertisements

Mail Your Order Now!

PROBLEMS OF THE DEAF

By **MAX A. GOLDSTEIN, M.D., F.A.C.S.**

610 Pages—273 Illustrations—Leather Bound

\$6.00 Postage prepaid

An unusual, authoritative and comprehensive volume of XIX chapters, covering every phase of work with the Deaf, Deafened and Speech Defective, by an otologist and teacher of 40 years' experience, including :

Chronological History of Deafness—Anatomy and Physiology—Mechanics of Speech—Speech Defects—Cerebral Localization—Hearing Tests—Methods of Instruction—The Acoustic Method—Training of Teachers—The Deaf Child—Hard-of-Hearing Child—Physician and Deaf Child—Parent of Deaf Child—Deafened Adult—Hearing Aids—Schools for the Deaf—Quacks and Quackeries—Research.

Published by **THE LARYNGOSCOPE PRESS**

4574 West Papin Street

ST. LOUIS, MO.

FOURTH EDITION.

FULLY REVISED.

Demy 8vo, 473 pp. 243 Text Illustrations and 21 plates (of which 8 are in colour). 20s. net, postage 6d.

DISEASES OF THE NOSE, THROAT AND EAR

For Practitioners and Students

Edited by **A. LOGAN TURNER, M.D., LL.D., F.R.C.S.E.**

Consulting Surgeon, Ear and Throat Department, Royal Infirmary, Edinburgh

With the collaboration of

**J. S. FRASER, M.B., F.R.C.S.E., J. D. LITHGOW, M.B., F.R.C.S.E., G. EWART MARTIN, M.B., F.R.C.S.E.,
DOUGLAS GUTHRIE, M.D., F.R.C.S.E., CHARLES E. SCOTT, M.B., F.R.C.S.E., and
JOHN P. STEWART, M.D., F.R.C.S.E.**

"There is no other book which includes laryngology and otology with such success. . . . The present edition should surpass the previous issues in popularity."—*British Medical Journal.*

Bristol: John Wright & Sons Ltd.

London: Simpkin Marshall Ltd.

Urgently Needed

BACK VOLUMES OF THIS JOURNAL

Vol. I (1887) and Vol. II (1888)

Full price refunded if sent to the Publishers

HEADLEY BROTHERS, 109 Kingsway, London, W.C.2

Please mention *The Journal of Laryngology* when replying to advertisements

The Journal of Laryngology and Otology

(Founded in 1887 by MORELL MACKENZIE and NORRIS WOLFENDEN)

EDITED BY

WALTER HOWARTH

ASSISTED BY

W. M. MOLLISON

1. Original Articles are accepted on the condition that they have not been published elsewhere.
2. Manuscripts should be typewritten, on one side only of the paper, and well spaced.
3. Galley proofs and engraver's proofs of illustrations are sent to the author. Corrections, which should be kept to a minimum, must be clearly marked and no additional matter added.
4. Orders for reprints should be sent when returning galley proofs, and for this purpose special forms are supplied, on which the price of the reprints is stated.
5. Authors of Original Communications on Oto-Laryngology in other Journals are invited to send a copy, or two reprints, to the *Journal of Laryngology*. If they are willing, at the same time, to submit their own abstract (in English, French, Italian, or German) it will be welcomed.
6. Editorial Communications may be addressed to THE EDITOR, *Journal of Laryngology*, c/o HEADLEY BROTHERS, 109 Kingsway, London, W.C.2.
7. The Annual Subscription commencing with the January issue is Two Pounds sterling, post free, and is payable in advance.
8. Single copies, both of the present and the previous series, are on sale at Four Shillings each.
9. All Subscriptions, advertising and business communications should be sent to the Publishers, HEADLEY BROTHERS, 109 Kingsway, London, W.C.2.

United States of America

Orders for this Journal may be sent either through a local bookseller, or to Messrs. G. E. STECHERT & CO., 31-33 East 10th Street, New York, or may be sent direct to the Publishers, HEADLEY BROTHERS, 109 Kingsway, London, W.C.2, England.

Please mention *The Journal of Laryngology* when replying to advertisements

CONTENTS

	PAGE
THE TREATMENT OF INTRINSIC LARYNGEAL CANCER. F. Holt Diggle (Manchester)	463
SOME REMARKS ON MALIGNANT DISEASE. Dr. Gavin Young (Glasgow)	477
THE USE OF RADIUM IN CERTAIN MALIGNANT CONDITIONS OF THE THROAT AND NOSE. Alexander A. Charteris (Glasgow)	484
X-RAY THERAPY IN MALIGNANT DISEASE OF THE THROAT. J. Struthers Fulton (Glasgow)	492
CLINICAL RECORD—	
Two Cases of Otitic Meningitis—Recovery in One. James Adam (Glasgow) and Edward A. M. Connal (Glasgow)	497
SOCIETIES' PROCEEDINGS—	
Royal Society of Medicine—Section of Laryngology and Section of Anæsthetics	501
ABSTRACTS—	
The Ear	513
Lymphatic Cyst of the Ear. Min Sein, M.D.; A case of chronic Otitis Media, Cholesteatoma, Sinus Thrombosis and Temporal Lobe Abscess with rupture of the Ventricle into the abscess cavity. Recovery. Erich Ruttin; A case of Congenital Syphilitic Ear Disease with the results of Clinical and Pathological Examination. H. C. Andersen; Concerning a type of Bone Resorption other than typical Osteoclasia. H. Gosulow; The Vestibular Apparatus and the Vegetative Nervous System. F. Kotyza; How does the Organ of Corti distinguish Pitch? M. H. Lurie; The question of Olfaction in Cetacians. Dott. Alberto Pagani; The Fundamentals of Allergic Rhinitis with particular reference to ionization (Iontophoresis). L. W. Dean, M.D.	
The Nose and Accessory Sinuses	518
Transient Ophthalmoplegia and Amaurosis from Septal Anæsthesia. B. Szende; Experiences with Adrianol-Emulsion in the Treatment of Diseases of the Nose and Sinuses. Dr. K. Brehmankamp.	
The Tonsil and Pharynx	519
Should Peritonsillar Abscess be operated upon during the acute stage or should it be treated by serum therapy? Predecurion; Variations in the Technique of the operation for the Removal of Tonsils and Adenoids. P. Pameton; On the question of Abscess Tonsillectomy. A. Heindl; Contribution to the Pathogenesis of Septic Complications of Tonsillitis. Arne Ax. Son Sjöberg; Clinical Observations on Chronic circumscribed Tonsillitis of the Upper Tonsillar Fossa and on Peritonsillar Abscesses. Erich Ruttin; Remarks on the Pharyn- geal Bursa. Dr. Raqué; Spreading Osteomyelitis of the Frontal Bones. Louis Leroux; What is the object aimed at in the construction of the expanding Broncho-œsophagoscope? E. I. Matis; Artificial Pneumothorax in Perforating Injury of the Bronchus by a Pointed Foreign Body. C. E. Benjamins.	
Miscellaneous	524
On delayed Meningitis following Fractures of the Anterior Cranial Fossa. M. zum Gottesberge.	
GENERAL NOTES	525