
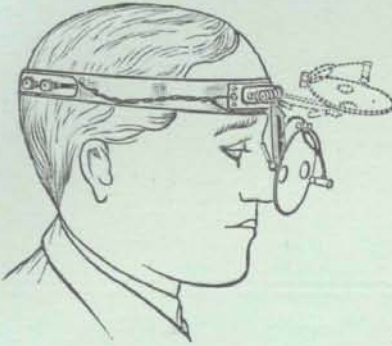
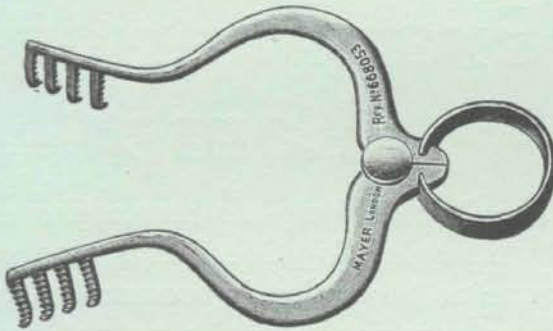


A NEW HEAD LAMP.

Devised by GILBERT CHUBB, M.B.,
D.Sc.Lond., F.R.C.S.Eng.



An improved lamp on the Klar principle; fitted with unbreakable mirror of speculum metal; easily adjusted and economical in use. (Vide *Lancet*, March 13th, 1920.)



A MASTOID RETRACTOR

Designed by B. SEYMOUR JONES, F.R.C.S.,
Surgeon, Birmingham Ear and Throat Hospital.

A simple self-retaining spring retractor; easily placed in position and removed and not liable to slip when in use.

A TONGUE HOLDER & DEPRESSOR for Tonsillectomy.

Suggested by JAMES DONELAN, Ch.M., M.B.

When removing the tonsils by dissection this tongue forceps has been found useful. The points are inserted transversely and well back in the dorsum of the tongue, which is depressed so as to give a good view and free the respiratory passages.



Particulars on application to

Mayer & Phelps

CHIRON HOUSE,
59 & 61, New Cavendish St.,
LONDON, W. 1.




Telephone:
MAYFAIR 6320 (2 lines).

Telegrams:
"TREPINE, WESDO, LONDON."

Mayer & Phelps

CHIRON HOUSE,
59-61, New Cavendish St.,
London, W. 1.

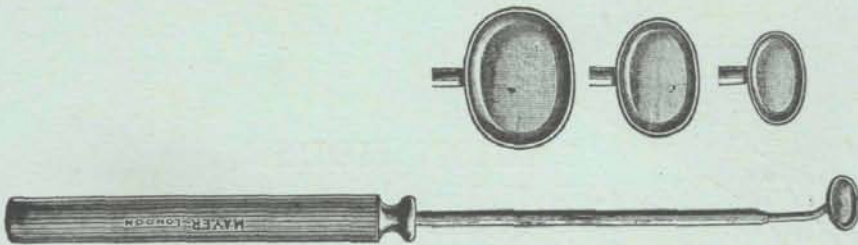


Chiron Examination Lamp (Regd.)

The Chiron Lamp has been approved by many leading Specialists, and we have no hesitation in recommending it as superior to any lamp yet produced. The Burner of the $\frac{1}{2}$ -Watt type, of special design, gives a brilliant illumination of about 200 candle-power.

TONSIL PASTE APPLICATOR.

Devised by IRWIN MOORE, M.B., C.M.Edin., Surgeon to the Throat Hospital, Golden Square.



Vide "The Treatment of Enlarged or Diseased Tonsils in Cases where Surgical Procedures are Contra-indicated" (*Journal of Laryngology*, October, 1919).