

The Journal of Laryngology and Otology

EDITED BY
SIR GEOFFREY BATEMAN

ASSISTANT EDITOR
JOHN BALLANTYNE

Contents

Further morphological modifications of the concept of efferent cochlear innervation at an ultra-structural level	A. RICHARD MAW	619
Electron microscopy of the human nasal mixed glands	HUSSEIN H. TOPPOZADA and HAZIM A. GAAFAR	639
The effects of muscle relaxants on auditory evoked potentials in humans	FIELD W. RICKARDS, GRAEME M. CLARK, DON S. MCMAHON and DAVID J. DEWHURST	647
The nasal septum in repairing surgical defects of the palate	PETER CLIFFORD	655
Fibrosarcoma of the paranasal air sinuses	J. CRONIN	667
Clinical records—		
Adenolymphoma of the tonsillar fossa	S. FAHMY	675
Oat cell carcinoma of the trachea	D. K. JASH	681
Adenocarcinoma of the larynx	T. S. DOGRA	685
Oesophageal foreign body in an infant	P. D. M. ELLIS and G. M. ARDRAN	691
A modified McNaught keel for posterior glottic stenosis	A. G. D. MARAN and G. W. GLOVER	695
Fibreoptic laryngoscopy in ankylosing spondylitis	J. D. HAINS and K. P. GIBBIN	699
An extensive cholesteatoma of the external ear	A. R. BHIDE, R. V. KALE R. P. N. PAI, M. G. TEPAN, M. S. PANDIT and A. R. RALERASKAR	705
General notes		709

Headley Brothers Ltd
Ashford, Kent

Annual Subscription £8 net, U.S.A. \$23

Monthly, £1 net, post free

The Journal of Laryngology and Otology

(FOUNDED in 1887 by MORELL MACKENZIE and NORRIS WOLFENDEN)

EDITED BY
SIR GEOFFREY BATEMAN

ASSISTANT EDITOR
JOHN BALLANTYNE

1. Original articles which have not been published elsewhere are invited and should be sent to the Editor. They are considered for publication on the understanding that they are contributed to this *Journal* solely. Reproduction elsewhere, in whole or in part, is not permitted without the previous written consent of the Author and Editor and the customary acknowledgement must be made.

2. Manuscripts should be typewritten, on one side only of the paper, and well spaced. Captions to illustrations should be typed on a separate sheet and sent at the same time as original photographs, etc.

The Harvard system of recording references should be used, e.g. GREEN, C., and BROWN, D. (1951), *Journal of Laryngology and Otology*, 65, 33. The titles of all Journals should be given without abbreviation.

It is most important that authors should verify personally the accuracy of every reference before submitting a paper for publication.

3. Galley proofs and engraver's proofs of illustrations are sent to the author. Corrections, which should be kept to a minimum, must be clearly marked, and no extra matter added. Proofs should be returned within 5 days.

4. Illustration blocks will normally be held by the Printers for three years, after which they will be destroyed. Any author is entitled to have these returned to him, but a request for this must be sent within three years of the appearance of the article, to HEADLEY BROTHERS LTD., The Invicta Press, Ashford, Kent. Coloured illustrations will be charged to authors, unless a special grant is authorized by the Editor.

5. Orders for reprints must be sent when returning galley proofs, and for this purpose special forms are supplied.

6. Editorial communications may be addressed to THE EDITOR, *Journal of Laryngology*, c/o HEADLEY BROTHERS LTD., The Invicta Press, Ashford, Kent.

7. The annual subscription is £8 (eight pounds sterling) post free; U.S.A. \$23 post free, and payable in advance.

8. Single copies of current or back numbers (when available) will be on sale at £1 (including postage) each.

9. All subscriptions, advertising and business communications should be sent to the publishers, or subscription agents.


HEADLEY BROTHERS LTD.

The Invicta Press, ASHFORD, Kent.

© *Journal of Laryngology and Otology Ltd.*, 1973

AMPLIVOX 84

The successor to
the world's most widely used
clinical Audiometer.



Take a look at all the advantages you get
with this superb audiometer.

- Pure tone at eleven frequencies—now including 750 Hz
- Bone conduction at eight frequencies
- Narrow band masking via insert and headphones
Automatic presentation
- ISO specification
- Trimpot calibration
- Continuously variable second channel for ABLB
(Fowler) recruitment test
- Tone decay test
- Illuminated patient's signal

PLUS Calibrated speech audiometry via microphone or tape.

Write now for illustrated brochure to :

AMPLIVOX HEARING CONSERVATION LTD

Beresford Avenue, Wembley, Middx. HAO 1RU. Phone : 01-902 8991

SYMBOL OF THE BEST IN MEDICAL TEXTS



Look at What's Coming . . .

- VESTIBULOGRAPHY** edited by **R. Ray Battin**, *Univ. of Texas, Galveston*. (3 Contributors) '73, about 104 pp., 130 il., 1 table
- MODERN THIN-SECTION TOMOGRAPHY** edited by **Arnold Berrett**, *New York Medical College, New York City*; **Sam Brunner**, *Gentofte Hospital, Copenhagen, Denmark*; and **Galdino E. Valvasori**, *Univ. of Illinois College of Medicine, Chicago*. Foreword by **Solve Welin**. (21 Contributors) '73, about 552 pp. (7 × 10), 496 il., 17 tables
- SPUTUM: Fundamentals of Clinical Pathology** compiled and edited by **Mauricio J. Dulfano**, *Brooklyn Veterans Administration Hospital, Brooklyn*. Introduction by **Isidore Snapper**. (21 Contributors) '73, about 424 pp., 190 il. (31 in full color), 33 tables
- TRAINING THERAPISTS FOR TONGUE THRUST CORRECTION (2nd Ptg.)** by **Ann Beard Ehrlich**. '73, about 148 pp., 60 il.
- HEARING CONSERVATION** by **Joseph Sataloff**, *Thomas Jefferson Univ., Philadelphia*, and **Paul Michael**, *The Pennsylvania State Univ., State College*. '73, about 377 pp., 61 il. (5 in full color), 17 tables
- CRYOSURGERY OF TUMORS OF THE SKIN AND ORAL CAVITY** by **Setrag A. Zacarian**, *Boston Univ. School of Medicine*. Forewords by **John G. Bellows** and **Ervin Epstein**. '73, about 301 pp. (6½ × 9½), 268 il. (28 in full color), 18 tables

See What's Here!

- AUDITORY PERCEPTUAL DISORDERS: An Introduction** by **David F. Barr**, *Orlando, Florida*. Foreword by **T. Walter Carlin**. '73, 84 pp., 5 il., 4 tables, \$6.95
- Third Symposium on ORAL SENSATION AND PERCEPTION: The Mouth of the Infant** edited by **James F. Bosma**, *National Institutes of Health, Bethesda, Maryland*. (36 Contributors) '72, 484 pp. (7 × 10), 267 il. (25 in full color), 21 tables, \$46.50
- FACIAL PROSTHETICS** by **Arthur H. Bulbulian**, *Univ. of Minnesota, Minneapolis*. '73, 416 pp. (7 × 10), 399 il. (1 in full color), 5 tables, \$34.50
- HUMAN VOCAL ANATOMY (2nd Ptg.)** by **David Ross Dickson** and **Wilma M. Maue**, both of *Univ. of Pittsburgh, Pennsylvania*. Illustrated by **William Ronald Filer**. '72, 172 pp. (6½ × 9½), 141 il., \$11.50
- DEVELOPMENT AND DISORDERS OF SPEECH IN CHILDHOOD (3rd Ptg.)** by **Isaac W. Karlin**, **David B. Karlin** and **Louise Gurren**. '73, 324 pp., 63 ill., 10 tables, \$9.50
- BASIC PRINCIPLES OF OTOMETRY** by **John A. Victoreen**, *Maitland, Florida*. Foreword by **Donald M. Markle**. '73, 232 pp. (7 × 10), 113 il., 15 tables, \$11.75

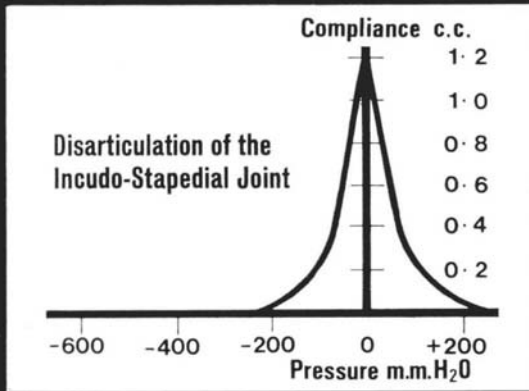
Cash with order outside U.S.A. and Canada

All European orders sent by air, postpaid

CHARLES C THOMAS · PUBLISHER 301-327 East Lawrence Avenue **SPRINGFIELD · ILLINOIS U.S.A.**

Please mention *The Journal of Laryngology and Otology* when replying to advertisements

How to plot a tympanometry curve in less than five minutes



Use the Peters Acoustic Impedance Meter and advance clinical investigation of the middle ear

PETERS

Designers and manufacturers of audiological instruments for clinics, hospitals, schools and factories all over the world.

For further information, complete this coupon and post it to PETERS Head Office: 55 Clarkehouse Road, Sheffield S10 2LE

- * Please send me literature on the Peters Acoustic Impedance Meter, including a copy of the "Guide to the Clinical Assessment of Tympanometry Curves".
- * Please arrange a demonstration of your new Acoustic Impedance Meter.

Name

Address

Position Telephone No.

Please mention *The Journal of Laryngology and Otology* when replying to advertisements



P. C. WERTH LTD. Contractors to H.M. Government
and Local Authorities

*Specialist Supply, Maintenance, Calibration Services for Audiological
Test and Teaching Equipment*

17 STRATFORD PLACE, OXFORD ST., LONDON W1N 0DH

Telephone: 01-629 5559

*Clinical, Diagnostic, Screening and Bekesy Audiometers. Acoustic Impedance Apparatus.
Stereo Auditory Trainers. Acoustic Cabins. Artificial Mastoid, etc.*

MADSEN OB70

THE WORLD'S FIRST
TWIN-CHANNEL
DIGITAL
AUDIOMETER.

ELEGANCE AND
SIMPLICITY OF USE
COMBINED.



THE LARYNGOSCOPE

A Monthly Journal
devoted to the disease of
EAR, NOSE AND THROAT

*Official organ for the American Laryngological
Rhinological and Otological Society*

Price \$25.00 per year Canada \$27.00 per year
Foreign \$27.00 per year

ESTABLISHED 1896

JOSEPH H. OGURA, M.D.
EDITOR

222 PINE LAKE ROAD, COLLINSVILLE,
ILLINOIS 62234

Please mention *The Journal of Laryngology and Otology* when replying to advertisements

“...Readily controls the symptoms of allergic rhinitis”

LANCET 1971 1 55



Rynacrom is unlike anything else in the treatment of allergic rhinitis. Instead of merely providing symptomatic relief it actually **prevents** the condition.

Regular insufflation of Rynacrom (Sodium Cromoglycate BP) inhibits the disruption of the cells which, in the face of challenge, release the spasmogens and cause the distressing symptoms.

Thus the patient is protected all year round and not subjected to troublesome side effects which so often accompany symptomatic treatment.

RYNACROM[®]

SODIUM CROMOGLYCATE BP

PROPHYLAXIS

Further information is available from
FISONS LIMITED—
PHARMACEUTICAL DIVISION
Loughborough Leicestershire England



"Dermatophagoides...

a very potent allergen
to which very many asthma
patients have become sensitized¹"



The house dust mite, *D. farinae*, is approximately 300 microns in length.

specific hyposensitisation with

Allpyral

MITE FORTIFIED HOUSE DUST

produced good results in 83% of patients²

Full information is available on request



DOME LABORATORIES, DIVISION OF MILES LABORATORIES LTD.
STOKE COURT, STOKE PAGES, SLOUGH, BUCKS, TEL. FARNHAM COMMON 2151



ALLPYRAL is a trade mark

1 Acta Allergologica (1969), XXIV, 115

2 Annals of Allergy (1971) 29,578 DM537

Please mention *The Journal of Laryngology and Otology* when replying to advertisements

Squamous cell carcinomas of the head and neck often respond to Bleomycin Lundbeck

Bleomycin may be of value, either alone (1, 2, 3) or in combination with radiation (4, 5) in the treatment of tumours affecting the mouth, nasopharynx and paranasal sinuses, larynx or oesophagus. Well differentiated tumours usually respond better than anaplastic ones.

Bleomycin has:

No toxic effect on the bone marrow.

No immunosuppressive action.

There have been no reports of cross resistance with other currently used oncolytic drugs.

Dose: 15mg-30mg intramuscularly or intravenously to a total dose of up to 300mg depending on factors including the condition to be treated and the age of the patient.

Adverse reactions: Side effects which may occur include fever, anorexia, tiredness, nausea and the development of lesions of the skin or oral mucosa. Interstitial pneumonia may occur during, or occasionally after, a course of treatment. This condition may on occasions develop into fatal pulmonary fibrosis, but such an occurrence is rare on recommended doses. Patients undergoing treatment should have chest X-rays taken weekly.

References: (1) Brit. Med. J. (1970) **2**, 643-645 (2) Brit. Med. J. (1972) **4**, 635-638 (3) Med. J. of Australia (1972) **2**, 246-249 (4) Eur. J. of Cancer (1972) **8**, 531-534 (5) Tid. for Norske Laeg. (1972) **92**, 2247-2250

The supply of bleomycin is restricted to centres with special experience in the chemotherapy of malignant disease.

Product Licence (No. 0458/0009) held by

LUNDBECK LIMITED
The Green, Welwyn, Herts.
Telephone: Welwyn 6601

The Lundbeck logo is a stylized, handwritten-style signature of the name 'Lundbeck' in black ink. The letters are connected and have a fluid, cursive appearance.

Made in Japan by Nippon Kayaku Co.

Further information is available on request.

OTO-, RHINO-, LARYNGOLOGY

4,000 CURRENT ABSTRACTS IN 10 FULLY INDEXED ISSUES A YEAR

All abstracts are classified under the following headings:

- | | |
|---------------------------------|-----------------------------------|
| 1. GENERAL ASPECTS; SKULL | 16. NASOPHARYNX |
| 2. FACE AND LIPS | 17. NASAL SINUSES |
| 3. MOUTH | 18. EXTERNAL EAR |
| 4. TONGUE | 19. MIDDLE EAR |
| 5. SALIVARY GLANDS | 20. INTERNAL EAR; PETROUS BONE |
| 6. NECK | 21. OTOSCLEROSIS |
| 7. OROPHARYNX | 22. MENIERE DISEASE |
| 8. HYPOPHARYNX AND ESOPHAGUS | 23. FACIAL NERVE |
| 9. LARYNX AND EPIGLOTTIS | 24. VESTIBULAR SYSTEM |
| 10. TRACHEA | 25. CEREBELLOPONTINE ANGLE TUMORS |
| 11. BRONCHI, LUNGS, MEDIASTINUM | 26. HEARING |
| 12. OLFACTORY SYSTEM | 27. SPEECH DISORDERS |
| 13. EXTERNAL NOSE | 28. PHONIATRICS |
| 14. NASAL CAVITY | 29. ANESTHESIA |
| 15. NASAL SEPTUM | |

Annual subscription rate: US \$ 68.50 / Dfl. 215.00

Specimen copies will be sent on request.

Quotation on back volumes will be provided on request.

Excerpta Medica P.O. Box 211, Amsterdam, The Netherlands

order form

Please send this order form to
Excerpta Medica, P.O. Box 211,
Amsterdam, The Netherlands

- Please enter my subscription to:
OTO-, RHINO-, LARYNGOLOGY
Annual subscription rate US \$ 68.50 / Dfl. 215.00
- Please send me a specimen copy
- Cheque enclosed Please bill me

NAME:

ADDRESS:

5011 EM


Please mention *The Journal of Laryngology and Otology* when replying to advertisements



middle ear implants



**Paparella Ventilation
Tubes, three styles – all
feature a tab for easy
removal, and two styles a
V-slot to facilitate
insertion 'by turning'.**




**Robinson Stapedectomy
Prosthesis in Teflon or
Stainless Steel – standard
size for virtually all cases.
Patent No. 3196462**

calgitex^{*Reg'd Trade Mark}

E.N.T. Ribbon Gauze

has significant advantages for the E.N.T. Surgeon



Used extensively by E.N.T. surgeons throughout the world. Calgitex is highly suitable for packing procedures due to its soft texture, and slow absorption rate

- * Extensive compatibility with antibiotics
- * Non-adherent dressing.
- * Easy and painless removal.

Please send coupon for samples and literature:-

MEDICAL ALGINATES LTD. A member of the Optrex Group
Wadsworth Road, Perivale, Middlesex. Tel. 01-997 4441
 Please send me samples and literature of Calgitex ENT Ribbon Gauze

NAME _____

ADDRESS _____

Are you sitting comfortably?

Then we'll begin.

When an organisation like Carl Zeiss turn their attention to the problem of designing an apparently simple thing like an operating chair you can be sure the result will be rather superior.

And it is.

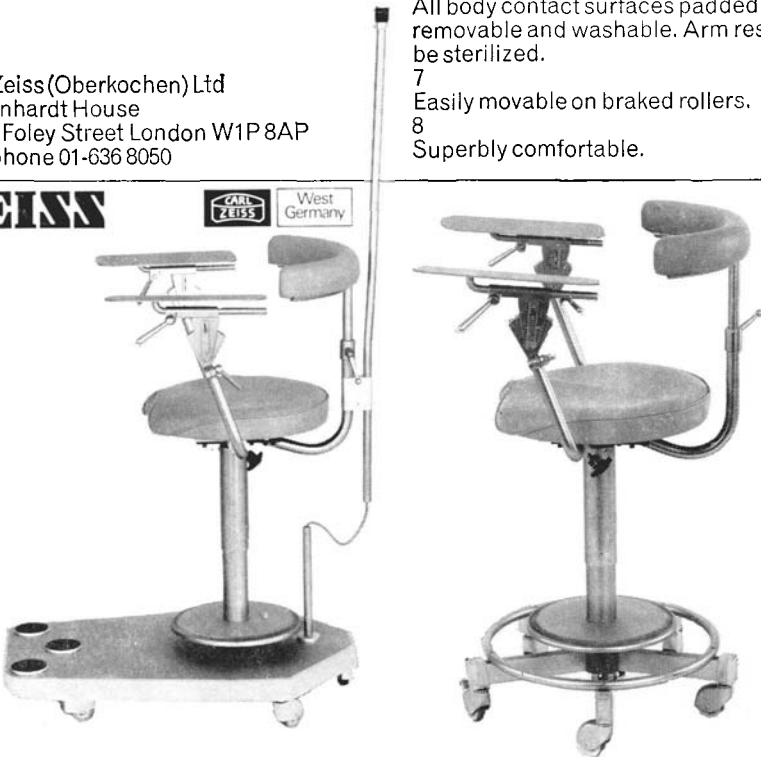
Two models are available as illustrated with a different base if the foot switching facility is not needed. Both are very stable working platforms.

Carl Zeiss (Oberkochen) Ltd
 Degenhardt House
 31-36 Foley Street London W1P 8AP
 Telephone 01-636 8050

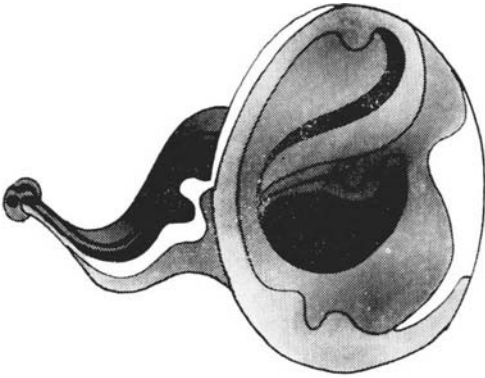
- 1 Three foot operated cross-switches for 12 functions. (For motorized control of Operating Microscopes with ceiling unit, motorized stands etc.)
- 2 Seat adjustable for height with foot plate.
- 3 Arm rests adjustable for width, height, inclination, 360° rotatable, side tilt +—70°, and can be moved forwards or backwards +—180mm.
- 4 All cables neatly routed away outside field of work activity with automatic reeling.
- 5 Back rest adjustable for height and rotatable.
- 6 All body contact surfaces padded, removable and washable. Arm rests can be sterilized.
- 7 Easily movable on braked rollers.
- 8 Superbly comfortable.

ZEISS

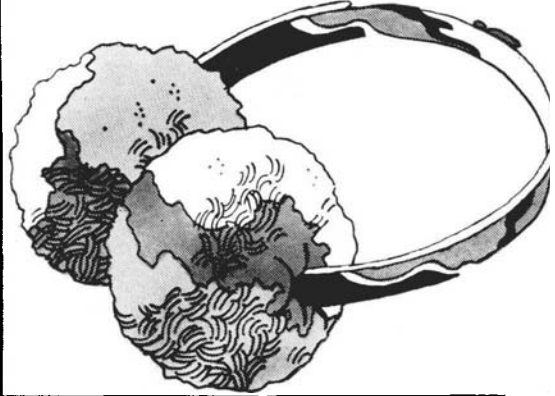
CARL ZEISS West Germany



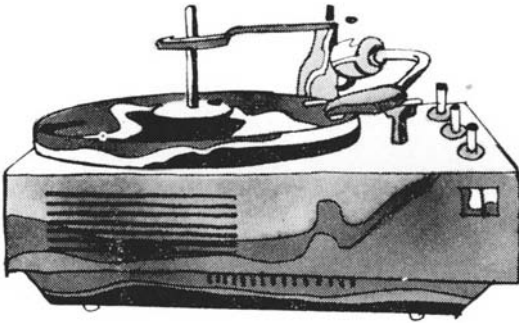
for old ears...



for cold ears...



for musical ears...



for mysterious ears...



for medical ears...




for patient ears...

Anti-infective/anti-inflammatory, OTOSPORIN*
Drops contain polymyxin B sulphate, neomycin sulphate and hydrocortisone.
Supplied in dropper bottles of 5 ml.

*Trade Mark

Full information is available on request.



OTOSPORIN clears infected ear



Burroughs Wellcome & Co. (The Wellcome Foundation Ltd.) Berkhamsted, Herts.

