

## Review

# Efficacy and tolerability of antidepressants in individuals suffering from physical conditions and depressive disorders: network meta-analysis

Beatrice De Luca\*, Andrea Canozzi\*, Carlotta Mosconi, Chiara Gastaldon, Davide Papola, Alessia Metelli, Federico Tedeschi, Francesco Amadeo, Marianna Purgato, Marco Solmi, Corrado Barbui, Giovanni Vita\* and Giovanni Ostuzzi\*

## Background

Antidepressants are effective for depression, but most evidence excludes individuals with comorbid physical conditions.

## Aims

To assess antidepressants' efficacy and tolerability in individuals with depression and comorbid physical conditions.

## Methods

Systematic review and network meta-analysis of randomised controlled trials (RCTs). Co-primary outcomes were efficacy on depressive symptoms and tolerability (participants dropping out because of adverse events). Bias was assessed with the Cochrane Risk-of-Bias 2 tool and certainty of estimates with the Confidence in Network Meta-Analysis approach. A study protocol was registered in advance (<https://osf.io/9cjhe/>).

## Results

Of the 115 included RCTs, 104 contributed to efficacy (7714 participants) and 82 to tolerability (6083 participants). The mean age was 55.7 years and 51.9% of participants were female. Neurological and cardiocirculatory conditions were the most represented (26.1% and 18.3% of RCTs, respectively). The following antidepressants were more effective than placebo: imipramine, nortriptyline, amitriptyline, desipramine, sertraline, paroxetine, citalopram, fluoxetine, escitalopram, mianserin, mirtazapine and agomelatine, with standardised mean differ-

ences ranging from  $-1.01$  (imipramine) to  $-0.34$  (escitalopram). Sertraline and paroxetine were effective for the largest number of ICD-11 disease subgroups (four out of seven). In terms of tolerability, sertraline, imipramine and nortriptyline were less tolerated than placebo, with relative risks ranging from 1.47 (sertraline) to 3.41 (nortriptyline). For both outcomes, certainty of evidence was 'low' or 'very low' for most comparisons.

## Conclusion

Antidepressants are effective in individuals with comorbid physical conditions, although tolerability is a relevant concern. Selective serotonin reuptake inhibitors (SSRIs) have the best benefit-risk profile, making them suitable as first-line treatments, while tricyclics are highly effective but less tolerated than SSRIs and placebo.

## Keywords

Antidepressants; comorbidity; depressive disorders; evidence-based mental health; network meta-analyses.

## Copyright and usage

© The Author(s), 2025. Published by Cambridge University Press on behalf of Royal College of Psychiatrists. This is an Open Access article, distributed under the terms of the Creative Commons Attribution licence (<https://creativecommons.org/licenses/by/4.0/>), which permits unrestricted re-use, distribution and reproduction, provided the original article is properly cited.

Major depressive disorder (MDD) has a point prevalence of approximately 5% in the general population.<sup>1,2</sup> It is one of the most common comorbidities in individuals with physical conditions, with an estimated prevalence of up to 20%.<sup>3–5</sup> In these populations, MDD is associated with worse quality of life, daily functioning, overall disease burden, medication adherence, disease progression and suicide risk.<sup>4,6–9</sup>

Antidepressants are prescribed in about 15–30% of individuals with physical conditions.<sup>10–12</sup> Although extensive meta-analyses on antidepressants in the general population are available,<sup>12</sup> most of the included trials have explanatory designs and typically exclude individuals with physical conditions, which raises concerns about the generalisability of these findings.

## Rationale of the antidepressant treatment

Depression is a multifactorial disorder encompassing biological, psychological and social components. Biologically, various physical conditions can significantly influence inflammation, immunity, endocrine and metabolic pathways, stress responses and neural activity, increasing vulnerability to depression.<sup>13–15</sup> Moreover, each physical condition can activate different sets of etiological pathways.

\*Joint first authors.

Similarly, various physical conditions may be associated with different psychological experiences based on their intrinsic features, such as the degree of social and work impairment or reduced life expectancy. For this reason, the efficacy and tolerability of antidepressants might be different in these individuals compared to the general population.

Treating depression and anxiety and enhancing quality of life in individuals with physical conditions is crucial, but antidepressants can pose risks of serious side-effects that may worsen the underlying illness.<sup>16</sup> A large umbrella review<sup>17</sup> examining 176 systematic reviews across 43 physical diseases concluded that antidepressants are effective and safe in people with physical conditions and comorbid depression. However, the qualitative approach employed in this analysis prevents a clear estimation of the clinical effect of antidepressants and a comparison between available agents.

On these grounds, we performed a systematic review and network meta-analysis (NMA) to assess the comparative efficacy and tolerability of antidepressants in adults suffering from depression and comorbid physical conditions.

## Method

This study was conducted and reported according to the Preferred Reporting Items for Systematic Reviews and Meta-Analyses

(PRISMA) guidelines for NMA<sup>18</sup> (see Supplement A, pp. 2–4). The study protocol was registered in advance in the online repository Open Science Forum (<https://osf.io/9cjhe/>). Changes to the original protocol are reported in Supplement S (p. 179).

### Search strategy and selection criteria

We performed a systematic review and NMA including randomised controlled trials (RCTs) comparing antidepressants with placebo and between each other. Only studies with at least 4 weeks of follow-up were included, as this is a reasonable timeframe within which we expect to observe a clinical response to antidepressants. We searched for RCTs that included adults ( $\geq 18$  years of age) with a primary diagnosis of one or more physical conditions and a diagnosis of acute depressive episode (including single episode of depression, recurrent depressive disorder, mixed depressive and anxiety disorder or adjustment disorder with clinically relevant depressive symptoms) as assessed by clinical examination with or without the support of validated rating scales (e.g. Hamilton Depression Rating Scale (HDRS), Montgomery–Åsberg Depression Rating Scale (MADRS), Beck Depression Inventory (BDI)) or manualised diagnostic criteria (e.g. the *Diagnostic and Statistical Manual of Mental Disorders* (DSM)<sup>19</sup> and the International Classification of Diseases (ICD)<sup>20</sup>). If the presence of clinically relevant depression was not clearly described, we assessed its presence according to baseline mean scores on validated rating scales measuring depression, considering the following validated cut-offs indicating at least ‘moderate’ depression: HDRS<sup>21</sup>  $\geq 14$ ; MADRS<sup>22</sup>  $\geq 20$ ; BDI version I (BDI-I)<sup>23</sup>  $\geq 10$  and version II (BDI-II)<sup>24</sup>  $\geq 14$ ; Major Depression Inventory (MDI)<sup>25</sup>  $\geq 26$ ; Center for Epidemiologic Studies Depression Scale (CES-D)<sup>26</sup>  $\geq 16$ ; Brief Zung Self-Rating Depression Scale (BZSRD)<sup>27</sup>  $\geq 44$ ; Hospital Anxiety and Depression Scale (HADS)<sup>28</sup>  $\geq 11$ ; Patient Health Questionnaire (PHQ-9)<sup>29</sup>  $\geq 10$ ; Symptom Checklist-90-Revised (SCL-90-R)<sup>30</sup> depression subscale  $\geq 20$ . In the case of studies with mixed populations (i.e. depression and anxiety), we included only those with at least 80% of participants suffering from clinically relevant depression, as defined above.

We excluded conditions for which a clear pathogenesis could not be identified (e.g. physically unexplained symptoms, functional symptoms), or conditions for which a relevant psychiatric or psychological component may be particularly relevant (e.g. somatic symptoms disorders, fibromyalgia, irritable bowel syndrome). We also excluded minor depression, dysthymia, prolonged grief disorder or complicated bereavement. No exclusion criteria were applied in terms of setting (e.g. in- and out-patient settings; physical, surgical, psychiatric setting) or type of antidepressant, as even those that are uncommonly prescribed or no longer marketed (e.g. nomifensine) can indirectly contribute to estimate the differential effect between other antidepressants.

We searched electronic databases (MEDLINE, Embase, PsycINFO, CENTRAL, CINAHL), databases of regulatory agencies (e.g. Food and Drug Administration, European Medicines Agency) and trial registers (e.g. clinicaltrials.gov, the World Health Organization’s International Clinical Trials Registry Platform) from inception until 30 April 2024, without language restrictions (see Supplement B for the full research syntax). Two review authors (B.D.L., A.C.) independently assessed titles and abstracts of all retrieved records, and then the full texts of all potentially eligible records. Disagreements were resolved by discussion and consensus with a third review author (G.O.). Data extraction was performed between 1 June 2024 and 15 July 2024 by two review authors (B.D.L., A.C.) independently, in agreement with the recommendations of the Cochrane Handbook for Systematic Reviews of interventions.<sup>31</sup> Two review authors (G.V., A.C.) independently assessed the risk of bias of included studies using the Cochrane Risk-of-Bias tool, version 2

(RoB2).<sup>32</sup> Disagreements were resolved by discussion and consensus with a third review author (G.O., C.B.).

### Outcomes

The primary outcomes were (a) depressive symptoms measured as the mean change score (or, alternatively, the end-point score)<sup>33</sup> on validated rating scales (HDRS, BDI, MADRS or any other) by the end of the trial, and (b) tolerability, defined as the number of individuals withdrawing from treatment because of adverse events by the end of the trial, as a proportion of the total number of randomised participants.

Secondary outcomes included the following dichotomous outcomes: response; remission; acceptability; death caused by worsening of the physical condition; death from any cause; serious adverse events (SAEs); and the following continuous outcomes: anxiety symptoms; quality of life; social functioning.

### Data analysis

Analyses were conducted with Stata (version 18.5 for macOS), and with the R programming language (R version 4.4.0 for macOS; R Foundation for Statistical Computing, Vienna, Austria; <https://cran.r-project.org/>) within the R Studio integrated development environment. For each outcome and comparison, we performed a standard pairwise, random-effects meta-analysis and a NMA with a random-effects model in a frequentist framework, using the R packages *netmeta* and the Stata package *mvmeta*.<sup>34,35</sup> For dichotomous outcomes, risk ratios were log-transformed and pooled using a conventional normal-normal random-effects model with 95% confidence intervals, applying a strict intention-to-treat (ITT) approach (all randomly assigned participants as the denominator). For continuous outcomes, we pooled mean differences if all trials used the same rating scale; otherwise, we employed standardised mean differences (SMDs), including all participants that contributed to the analysis in the original trial. We calculated SMDs as the ratio between the mean difference between groups and the standard deviation of outcome among participants, according to the Cochrane Handbook.<sup>31</sup> If we could not retrieve missing data from trial authors, we imputed them with validated statistical methods, including imputing response and remission according to mean rating scale scores, standard deviations and validated cut-offs.<sup>31,36,37</sup>

For the NMA, common heterogeneity across all comparisons was assumed in each network, and global heterogeneity was assessed using  $\tau^2$  (low,  $\tau^2 \leq 0.010$ ; moderate,  $0.010 < \tau^2 \leq 0.242$ ; and high,  $\tau^2 > 0.242$ ), estimated by the DerSimonian–Laird method through the R *netmeta* function<sup>38</sup> and  $I^2$  (low, 0–40%; moderate, 30–60%; substantial, 50–90%; and considerable, 75–100%).<sup>31</sup>

To assess the assumption of transitivity, we compared the distribution of the following variables across treatment strategies: sample size; year of publication; follow-up duration; blinding (double blind versus open label); setting (in-patient, out-patient or mixed settings); industry sponsorship; mean age; percentage of female participants; mean psychopathology score at baseline; mean duration of depression; depression as the primary study outcome; mean number of co-occurring physical conditions; mean severity of the physical condition at baseline (according to a classification derived from the Severity of Illness Instrument).<sup>39</sup>

For the primary outcomes, we visually inspected boxplots on the distribution of continuous variables across treatments and assessed whether imbalances were large enough to threaten the transitivity assumption according to both the Kruskal–Wallis test and meta-regression analyses.

We evaluated the presence of inconsistency, defined as the statistical disagreement between direct and indirect evidence of a treatment comparison, by comparing direct and indirect evidence

within each closed loop and comparing the goodness of fit for a NMA model that assumes consistency with a model that allows for inconsistency in a 'design-by-treatment interaction model' framework by using the R Studio *netmeta* package and *decomp.design* and *netsplit* commands.<sup>34,39</sup> Where we found evidence of inconsistency, we investigated this further using both a node-splitting and a side-splitting approach between comparisons. For each outcome, we calculated the probability of each antidepressant of being at each possible rank and the treatment hierarchy by means of *p*-scores (mean normalised rank probabilities), which reflect the extent of certainty that a treatment is better than competing treatments, based on the point estimates and standard errors.<sup>40</sup> If a comparison included ten studies or more, we assessed publication bias by visually inspecting the funnel plot, tested them for asymmetry with the Egger's regression test and investigated possible reasons for funnel plot asymmetry.

We performed sensitivity analyses excluding RCTs with the following characteristics: placebo controlled; not double blind; with overall high risk of bias according to RoB2; with follow-up shorter than 3 months; efficacy on depressive symptoms was not the primary study aim; without a formal diagnosis of major depression (post hoc); with a small sample size (<50 participants; post hoc analysis); recruiting participants with illness of less than moderate severity. Furthermore, we performed meta-regression analyses on the same variables assessed for transitivity, to identify possible treatment effect moderators.

We also performed the following subgroup analyses for the primary outcomes, provided that at least three RCTs can be pooled together: analysing each subgroup of diseases (according to the ICD-11 classification) and each physical condition separately; grouping treatments according to their class, namely selective serotonin reuptake inhibitors (SSRIs), selective serotonin and noradrenaline reuptake inhibitors (SNRIs), tricyclic antidepressants (TCAs) and other antidepressants.

For the primary outcomes, certainty of the pooled evidence was assessed using the Confidence in Network Meta-Analysis (CINeMA) approach.<sup>41</sup>

## Results

We identified 2924 records after the database and hand-search. After removing duplicates and examining titles and abstracts, we selected 315 records for full-text assessment. Of these, 115 primary studies were eligible for inclusion.<sup>42–156</sup> Of these, 104 RCTs including 7714 participants contributed to the analysis of efficacy, and 82 RCTs including 6083 participants contributed to the analysis of tolerability (Fig. 1; Supplement C, pp. 8–21). The study by Rampello et al<sup>156</sup> met the inclusion criteria, but was not included in the meta-analysis because of concerns regarding the quality of the data presented. Results showed an exceptionally large effect size (SMD 5.9) for reboxetine versus placebo in post-stroke depression, which we deemed clinically improbable and possibly caused by a reporting error of the variance. Unfortunately, we could not retrieve additional information from the study authors to clarify this issue. Detailed characteristics of included studies are reported in Supplement D (pp. 22–7). The mean sample size of included studies was 80.9 individuals (median: 51; interquartile range (IQR): 31–88) with 55 (47.4%) studies including ≤50 participants. For the primary outcome of efficacy, the mean age of included participants was 56.1 years (s.d. 11.45) and the mean proportion of female participants was 51.8%, while for tolerability the mean age was 55.6 years (s.d. 12.45) and the mean proportion of female participants was 52.2%. According to the RoB2, 33 studies (31.7%) for the primary outcome of efficacy and six studies (7.3%) for tolerability had an overall high

risk of bias (Supplement E, pp. 28–9). Table 1 describes the characteristics of studies included in the two primary analyses. The transitivity assumption was not violated for any of the potential effect modifiers analysed (Supplement F, pp. 30–2).

In terms of efficacy (mean change at rating scales measuring depression), the following antidepressants outperformed placebo (Fig. 2; ordered by effect size): imipramine, nortriptyline, amitriptyline, desipramine among TCAs; sertraline, paroxetine, citalopram, fluoxetine, escitalopram among SSRIs; mianserin, mirtazapine, agomelatine among other antidepressants, with SMDs ranging from −1.01 (imipramine) to −0.34 (escitalopram). Head-to-head comparisons showed relatively few statistically significant differences between antidepressants (Supplement G, pp. 39–40). Notably, imipramine outperformed fluoxetine and venlafaxine. *P*-scores showed imipramine as the best-performing treatment, followed by mianserin and nortriptyline.

Overall, the NMA showed moderate heterogeneity ( $\tau^2 = 0.16$ ;  $I^2 = 70.0\%$ ), and no overall incoherence emerged according to the global approach (design-by-treatment test,  $P = 0.30$ ), while the local separate indirect from direct evidence (SIDE) approach showed significant inconsistency of two over 38 comparisons (agomelatine versus escitalopram; placebo versus fluoxetine).

Certainty of evidence according to the CINeMA approach was 'low' or 'very low' for most comparisons, with few exceptions (i.e. 'moderate' certainty for the comparisons desipramine versus placebo, dothiepin versus imipramine, imipramine versus nomifensine) (Supplement G, pp. 44–7).

Sensitivity analyses (Supplement G, pp. 48–52) removing studies not blinded, with follow-up durations shorter than 3 months, recruiting individuals without a formal diagnosis of depression, recruiting individuals with illness of less than moderate severity, for which the efficacy on depressive symptoms was not the primary outcome and those with a sample size <50 did not show relevant differences compared with the primary analysis in terms of heterogeneity, which instead was moderately reduced after removing placebo-controlled studies ( $\tau^2 = 0.02$ ;  $I^2 = 18.6\%$ ). Effect estimates from sensitivity analyses did not change significantly compared to the primary analysis. Meta-regression analyses showed that increasing baseline severity of the physical condition was associated with a smaller treatment effect ( $\beta = -0.18$ ;  $P = 0.04$ ).

When performing subgroups on different clusters of diseases (Supplement G, pp. 52–9), sertraline and paroxetine outperformed placebo in four out of seven physical conditions; fluoxetine in three; nortriptyline and citalopram in two; agomelatine, imipramine, trazodone, desipramine, amitriptyline, mirtazapine, mianserin and moclobemide in one (Table 2). No consistency issues emerged in any of the subgroup analyses; heterogeneity was substantial for circulatory system diseases ( $I^2 = 85.5\%$ , which remained high also after analysing RCTs on ischemic heart disease separately) (Table 2; Supplement G, pp. 52–9). After grouping antidepressants in classes, TCAs, other antidepressants and SSRIs outperformed placebo in terms of efficacy, and no differences emerged between classes. Heterogeneity was moderate, and no inconsistency issues emerged (Table 2, Supplement I, pp. 86–94).

In terms of tolerability (individuals discontinuing treatment because of adverse events), placebo outperformed sertraline, imipramine and nortriptyline (Fig. 3; ordered by effect size), with risk ratios ranging from 1.47 (sertraline) to 3.41 (nortriptyline). Head-to-head comparisons showed relatively few statistically significant differences between antidepressants, with amitriptyline, doxepin, paroxetine, sertraline and fluoxetine being more tolerable than nortriptyline (Supplement H, p. 65). *P*-scores showed doxepin as the best-performing treatment, followed by mianserin and venlafaxine.

Overall, the NMA on tolerability showed no heterogeneity ( $\tau^2 = 0$ ;  $I^2 = 0\%$ ), and no overall incoherence emerged according

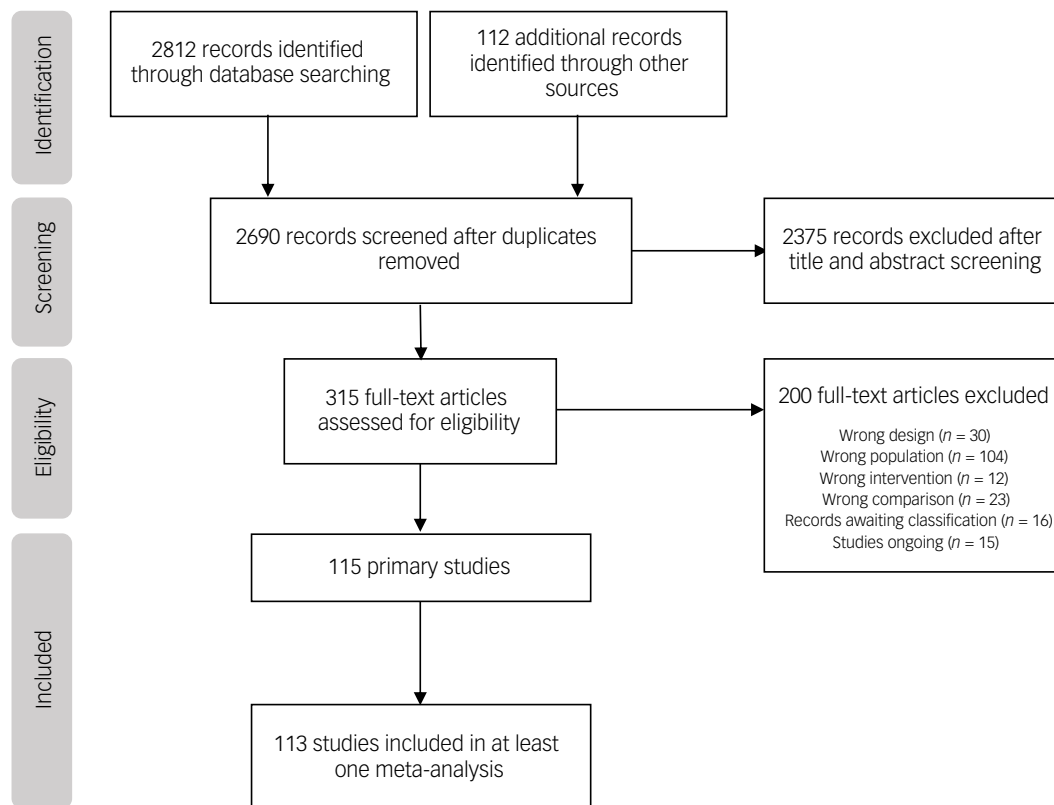


Fig. 1 Process of study selection.

to both the global approach (design-by-treatment test,  $P = 0.99$ ) and the local SIDE approach, which did not show inconsistency for any of the 34 comparisons.

Certainty of evidence according to the CINeMA approach was 'low' or 'very low' for most comparisons, with few exceptions. Notably, certainty was 'high' for the comparisons amitriptyline versus paroxetine, sertraline versus placebo, citalopram and paroxetine; and 'moderate' for nortriptyline versus placebo, doxepin, venlafaxine, sertraline, paroxetine, citalopram, amitriptyline; amitriptyline versus citalopram, sertraline, placebo; paroxetine and citalopram versus placebo (Supplement H, pp. 70–4).

Sensitivity analyses did not affect heterogeneity or global and local consistency, and effect estimates did not change significantly compared to the primary analysis (Supplement H, pp. 75–9). Meta-regression analyses did not show any possible moderating effect of the analysed variables.

When performing subgroups on different clusters of diseases (Supplement H, pp. 80–5), sertraline was less tolerable than placebo for circulatory system diseases; imipramine was less tolerable than placebo for infectious diseases; citalopram and mirtazapine were less tolerable than placebo for nervous system diseases (Table 2) (Supplement J, pp. 95–101).

We examined the efficacy/tolerability balance by plotting point estimates of efficacy and tolerability against placebo in a two-dimensional plot (Fig. 4). While SSRIs and SNRIs appeared as relatively consistent groups, being more effective but slightly less tolerable than placebo, for TCAs and other antidepressants results were more heterogeneous, with nortriptyline and imipramine standing out as highly effective but poorly tolerated treatments, and mianserin appearing to be particularly effective and tolerable.

Findings for secondary outcomes are reported in Table 3 and in detail in Supplements K–R (pp. 102–78). In decreasing order of effect size, imipramine, nortriptyline, mianserin, moclobemide, paroxetine, agomelatine, mirtazapine, fluoxetine, citalopram,

sertraline and escitalopram were superior to placebo in terms of response. Imipramine, moclobemide, desipramine, mianserin, nortriptyline, paroxetine, citalopram, amitriptyline, fluoxetine, sertraline and escitalopram were superior to placebo in terms of remission. No differences emerged between any antidepressant and placebo in terms of anxiety measured with rating scales, deaths caused by physical conditions and deaths from any cause. Paroxetine outperformed placebo in terms of quality of life; trazodone outperformed placebo in terms of social functioning; mianserin outperformed placebo, and placebo outperformed nortriptyline, in terms of all cause discontinuations; mianserin and citalopram outperformed placebo in terms of discontinuations because of inefficacy. Analyses on anxiety symptoms and social functioning showed substantial heterogeneity; the analysis on quality of life showed moderate heterogeneity, while the remaining analyses did not show relevant heterogeneity. No consistency issues emerged for the secondary analyses (Table 3, Supplements K–R, pp. 102–78).

## Discussion

To our knowledge, this is the largest and most comprehensive systematic review and meta-analysis on the efficacy and tolerability of antidepressants in individuals suffering from depression and physical comorbidities. Overall, we found SSRIs, most of the commonly prescribed TCAs (i.e. imipramine, nortriptyline, amitriptyline and desipramine) and some of the other antidepressants (i.e. mianserin, mirtazapine and agomelatine) to be effective over placebo, although the certainty of evidence according to the CINeMA assessment was 'low' or 'very low' in most cases, mostly because of relevant within-study bias, imprecision and heterogeneity. Sertraline and paroxetine were effective for the largest number of physical conditions. For other



**Table 1** Characteristics of studies contributing to the co-primary outcomes

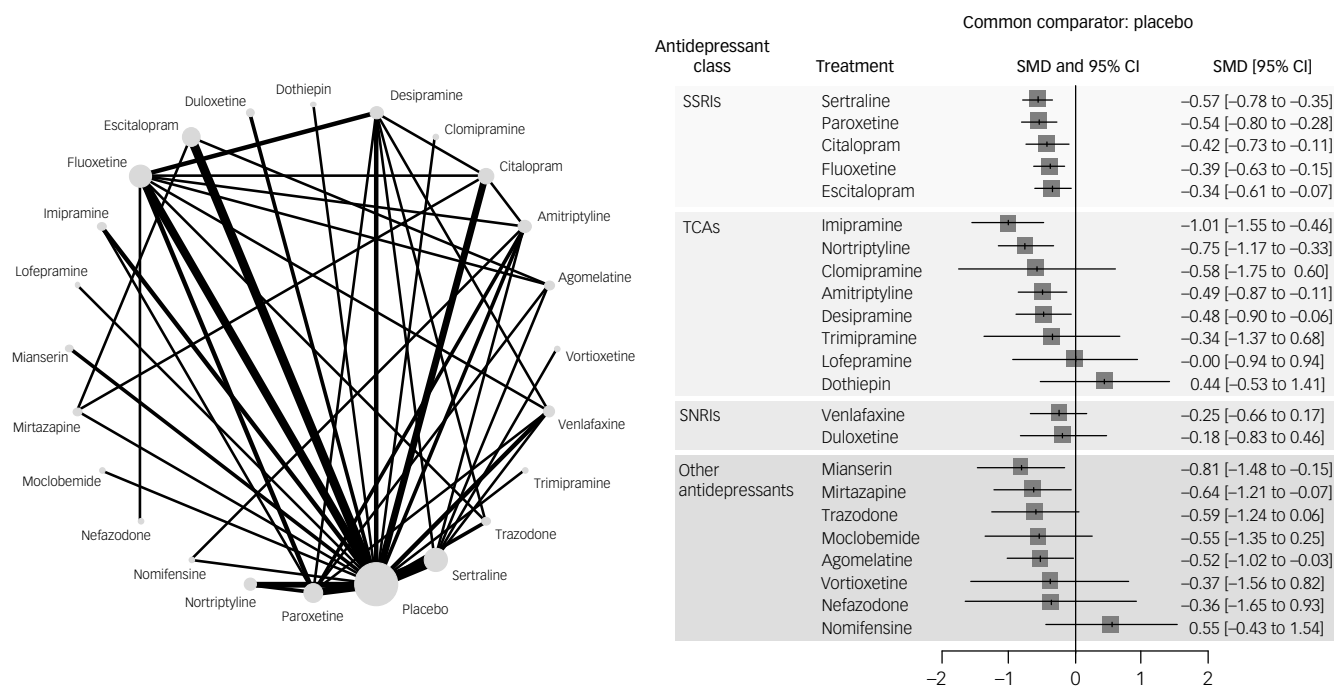
	Efficacy network	Tolerability network
Number of studies, <i>n</i>	104	82
Number of individuals, <i>n</i>	7714	6083
Number of treatments, <i>n</i>	24	20
Female participants, <i>n</i> (%)	4036 (51.8%)	2935 (52.2%)
Age, mean (s.d.)	56.09 (11.45)	55.66 (12.45)
Physical diagnosis		
Circulatory system diseases	16 (15.4%)	13 (16.3%)
Ear/mastoid process diseases	1 (1.0%)	1 (1.3%)
Endocrine/nutritional/metabolic diseases	12 (11.5%)	9 (11.3%)
Genito-urinary system diseases	4 (3.8%)	4 (5.0%)
Infectious diseases	9 (8.7%)	7 (8.8%)
Injury/poisoning diseases	1 (1.0%)	0
Mixed/multiple diseases	1 (1.0%)	0
Musculoskeletal/connective tissue diseases	7 (6.7%)	6 (7.5%)
Oncological diseases	8 (7.7%)	8 (10%)
Nervous system diseases	29 (27.9%)	21 (26.3%)
Neurocognitive diseases	9 (8.7%)	7 (8.8%)
Respiratory diseases	7 (6.7%)	4 (5.0%)
Severity of physical diagnosis, <i>n</i> (%)		
Moderate	51 (49%)	32 (40%)
Important	32 (30.8%)	30 (37.5%)
Very important	19 (18.3%)	12 (15.0%)
Unknown	2 (1.9%)	6 (7.5%)
Sample size, mean (s.d.)	81.01 (97.15)	74.14 (73.80)
Follow-up weeks, mean (s.d.)	11.92 (10.99)	11.27 (7.65)
Blinding, <i>n</i> (%)		
Double blind	98 (94.2%)	76 (95.0%)
Open label	6 (5.8%)	4 (5.0%)
Year of publication, <i>n</i> (%)		
1980–1989	5 (4.8%)	7 (8.8%)
1990–1999	22 (21.2%)	19 (23.8%)
2000–2009	42 (40.4 %)	30 (37.5%)
2010–2019	33 (31.7%)	23 (28.8%)
2020–2024	2 (1.9%)	1 (1.3%)
Setting, <i>n</i> (%)		
In-patients	13 (12.5%)	7 (8.8%)
Out-patients	65 (62.5%)	52 (65.0%)
Mixed	6 (5.8%)	4 (5.0%)
Not reported	20 (19.2%)	17 (21.3%)
Country income, <i>n</i> (%)		
High income	77 (74.0%)	53 (66.3%)
Upper-middle income	17 (16.3%)	12 (15.0%)
Lower-middle income	6 (5.8%)	3 (3.8%)
Mixed	4 (3.8%)	2 (2.5%)
Study design, <i>n</i> (%)		
Placebo controlled	82 (79.4%)	62 (80.0%)
Active comparator only	22 (20.6%)	18 (20.0%)
Antidepressant class (study arms), <i>n</i> (%)		
TCA	12 (11.5%)	11 (13.8%)
SSRI	56 (53.8%)	43 (53.8%)
SNRI	4 (3.8%)	1 (1.3%)
Other antidepressants	6 (5.8%)	3 (3.8%)
Mixed	26 (25.0%)	22 (27.5%)

TCA, tricyclic antidepressants; SSRI, selective serotonin reuptake inhibitors; SNRI, serotonin and noradrenaline reuptake inhibitors.

efficacy-related outcomes, such as anxiety symptoms, quality of life, social functioning and inefficacy-related discontinuation, relatively few studies were analysed, providing imprecise results that prevent clear conclusions. In terms of undesirable effects, imipramine, nortriptyline and sertraline were less tolerable than placebo, with 'low', 'moderate' and 'high' certainty, respectively. It is important to note that while the magnitude of sertraline's effect against placebo was comparable to other SSRIs, the estimate was significantly more precise because of the large number of trials and participants in which it was tested, thereby increasing the certainty of the evidence. As sertraline proved to be effective in many disease-specific subgroup analyses and no relevant differences in tolerability emerged when compared with other SSRIs, we

consider that this medication is a reasonable first-line choice in physically ill individuals with depression. After comparing medication classes, SSRIs were more tolerable than TCAs but less tolerable than placebo. Secondary safety outcomes, such as deaths caused by the physical condition and from any cause, did not show differences between antidepressants and placebo.

Compared with the available literature, we found that the benefits of antidepressants in physically ill individuals are overall consistent with those detected in the general population. At the same time, tolerability appeared to be generally worse in the former.<sup>12</sup> This is particularly evident for some of the most commonly used TCAs, which have up to a 3.4-fold risk of clinically relevant adverse events, but is still relevant for SSRIs, which are



**Fig. 2** Network map and forest plot for the primary outcome efficacy. SMD, standardised mean difference; SSRI, selective serotonin reuptake inhibitor; TCA, tricyclic antidepressant; SNRI, serotonin and noradrenaline reuptake inhibitor.

generally recommended in people suffering from chronic physical conditions.<sup>17,157,158</sup> Although most trials involved participants who were older than those recruited in typical antidepressant studies (mean age around 55 years), a meta-regression analysis did not show a moderating effect of age on poorer tolerability of antidepressants.

The results of this NMA should be interpreted in the light of possible limitations. First, we analysed the effect of antidepressants on physically ill individuals, pooling together studies including different physical conditions. This choice might be questionable, as individuals with different diseases might also differ in terms of sociodemographic variables (e.g. distribution of genders) and clinical variables (e.g. level of disability, life expectancy), which can affect the response to antidepressants. Also, depression arising in different physical conditions might be theoretically underpinned by different etiopathological mechanisms (e.g. immunological, inflammatory, endocrinological), which can modulate the response to antidepressants. However, the similar distributions of sociodemographic, clinical and methodological variables across treatments, along with the absence of statistical inconsistency, indicate that the transitivity assumption was upheld in our analyses. In the efficacy analysis, moderate heterogeneity was found, and sensitivity analyses suggest that this was mostly related to the inclusion of placebo-controlled studies, which are generally more likely to deviate from real-world populations, rather than important differences across physical conditions. Further, most heterogeneity likely originated within clusters of studies on the same physical condition, particularly ischemic heart disease, as shown in subgroup analyses. The comparable efficacy of antidepressants across different physical conditions may be explained by their ability to target common underlying pathways, despite differences in the conditions themselves. Second, the quality of included studies was suboptimal because of relatively small sample sizes, bias related to deviations from intended interventions and missing outcome data. Third, although it is recognised that adverse events of

antidepressants might differ according to specific vulnerabilities related to each physical condition, we could analyse only generic proxies of tolerability and safety in the overall population, including all conditions together. Further analyses on individual conditions might be useful to detect specific patterns of adverse events, although this aim was beyond the primary objective of our work. Finally, data on quality of life and social functioning were scarce, preventing firm conclusions on such important patient-centred clinical outcomes.

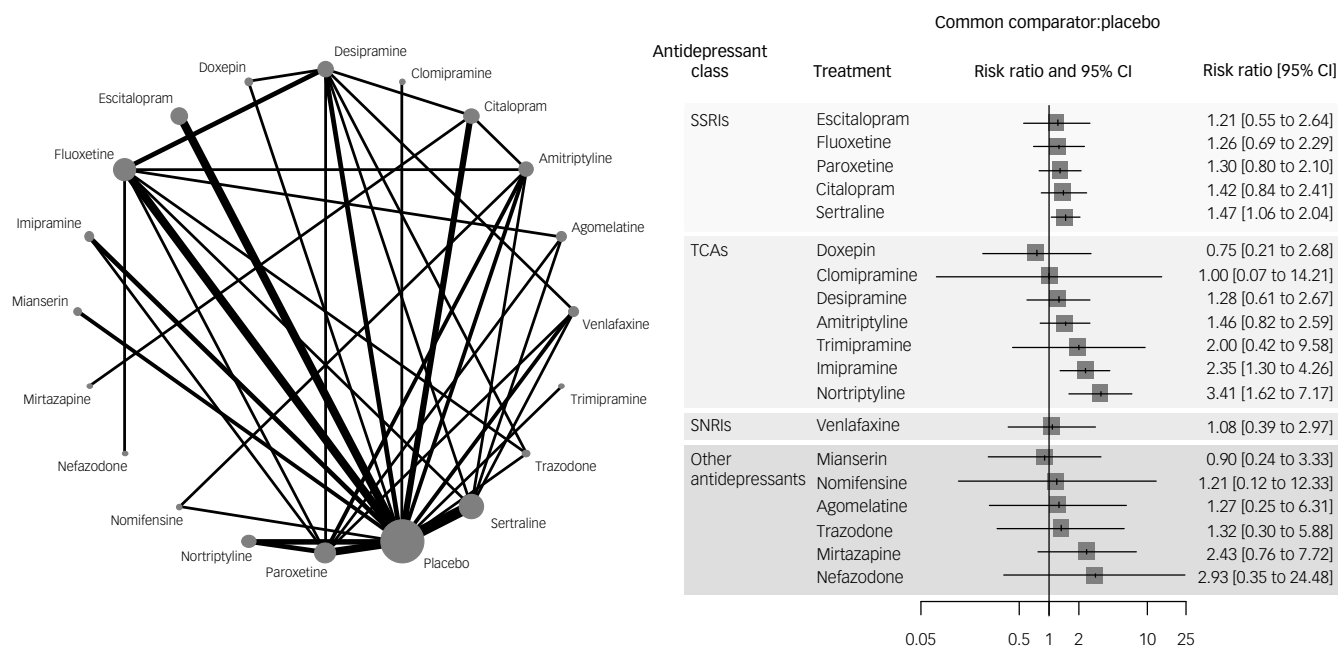
Despite these limitations, the findings of this NMA might have relevant implications for clinical practice, policy and research. According to our results, SSRIs represent a first choice in physically vulnerable populations, with paroxetine and sertraline being investigated in the largest number of physical conditions and being supported by the strongest certainty of evidence. However, a higher vulnerability of comorbid individuals should be recognised also for commonly prescribed antidepressants, such as SSRIs, highlighting the importance of closer clinical monitoring. The use of TCAs remains a highly effective option for the management of depressive symptoms, although, in these populations, the risk of adverse events is arguably higher compared to individuals without comorbid conditions. Thus, this choice should be limited to selected individuals under close clinical monitoring. Other antidepressants, particularly mianserin, mirtazapine and agomelatine, showed relatively large effect sizes in terms of efficacy, although imprecise estimates and overall poor certainty warrant further experimental investigation. Moreover, these medications might effectively target distressing symptoms that are commonly reported in some physical conditions (e.g. insomnia, inappetence), and might have a favourable tolerability profile because of the lack of direct serotonin reuptake inhibition (e.g. lower risk of bleeding and gastrointestinal symptoms). In general, future studies should routinely assess patient-centred outcomes, such as quality of life and social functioning, that are particularly important in these populations.

In conclusion, tailoring treatments to meet individual patient needs, while balancing benefits and risks, poses a significant

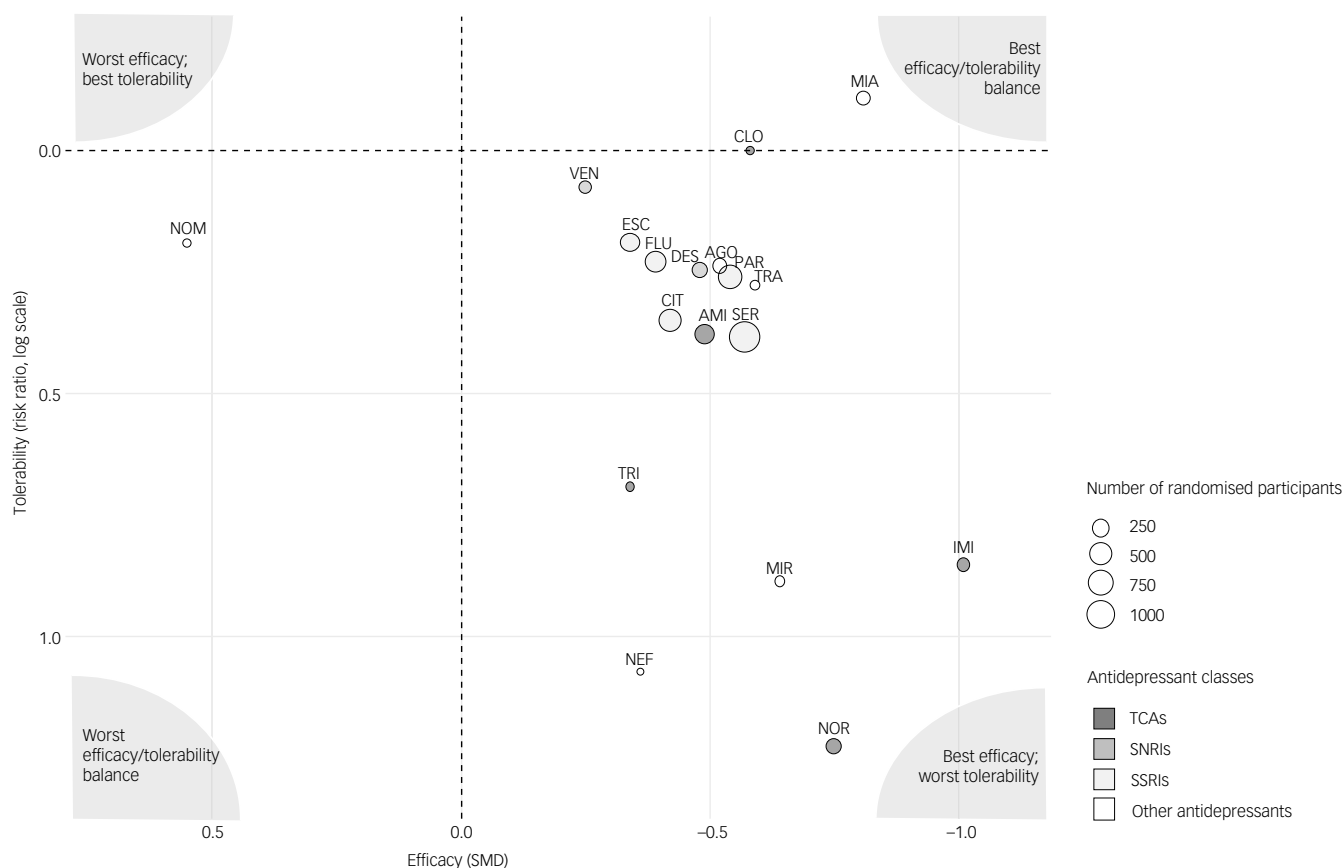
**Table 2** Subgroup analyses

Subgroup	Conditions included	Outcome	Studies, <i>N</i>	Participants, <i>N</i>	Treatments, <i>N</i>	Significant differences with placebo				
						Antidepressant	ESM	Effect size (95% CI)	Heterogeneity	Inconsistency
Antidepressant classes	All	Efficacy	99	7573	5	TCA	SMD	0.55 (−0.74 to −0.36)	$\tau^2 = 0.14$	Global: <i>P</i> = 0.54
		Tolerability	79	6039	5	Other antidepressants	SMD	−0.53 (−0.78 to −0.29)	$I^2 = 68.9\%$	Local: 0/9
						SSRI	SMD	0.46 (−0.58 to −0.35)		
Circulatory system diseases	IHD, hypertension	Efficacy	16	2075	8	TCA	Risk ratio	1.84 (1.35 to 2.50)	$\tau^2 = 0$	Global: <i>P</i> = 0.99
						SSRI	Risk ratio	1.37 (1.09 to 1.70)	$I^2 = 0\%$	Local: 0/9
						Nortriptyline	SMD	−1.56 (−2.90 to −0.23)	$\tau^2 = 0.21$	Global: <i>P</i> = 0.12
		Tolerability	11	1971	6	Paroxetine	SMD	−1.51 (−2.40 to −0.63)	$I^2 = 85.5\%$	Local: 0/3
						Fluoxetine	SMD	−0.97 (−1.64 to −0.29)		
Endocrinological diseases	Diabetes, hypothyroidism, PCOS	Efficacy	12	643	8	Sertraline	SMD	−0.68 (−1.13 to −0.23)		
						Sertraline	Risk ratio	1.67 (1.07 to 2.62)	$\tau^2 = 0$	Not applicable
								$I^2 = 0\%$		
		Tolerability	9	558	5	Escitalopram	SMD	−2.49 (−3.44 to −1.53)	$\tau^2 = 0.04$	Global: <i>P</i> = 0.79
						Agomelatine	SMD	−0.99 (−1.50 to −0.48)	$I^2 = 34.4\%$	Local: 0/7
Infectious diseases	HIV, AIDS	Efficacy	8	491	7	Paroxetine	SMD	−0.65 (−1.14 to −0.16)		
						Sertraline	SMD	−0.54 (−0.94 to −0.14)		
						None			$\tau^2 = 0$	Global: <i>P</i> = 0.99
		Tolerability	7	443	6	Imipramine	Risk ratio	2.14 (1.08 to 4.22)	$I^2 = 0\%$	Local: 0/8
Neurological diseases	Parkinson's disease, multiple sclerosis, epilepsy, stroke, traumatic brain injury, amputation-related chronic pain	Efficacy	29	1300	15	Imipramine	SMD	−1.15 (−1.57 to −0.73)	$\tau^2 = 0.02$	Global: <i>P</i> = 0.31
						Paroxetine	SMD	−0.77 (−1.34 to −0.19)	$I^2 = 17.6\%$	Local: 0/2
						Fluoxetine	SMD	−0.40 (−0.77 to −0.02)		
						Imipramine	Risk ratio	2.14 (1.08 to 4.22)	$\tau^2 = 0$	Global: <i>P</i> = 0.77
									$I^2 = 0\%$	Local: 0/7
									$\tau^2 = 0.03$	Global: <i>P</i> = 0.66
		Tolerability	23	1150	14	Trazodone	SMD	−1.33 (−2.06 to −0.61)	$I^2 = 20.4\%$	Local: 0/21
						Desipramine	SMD	−0.94 (−1.48 to −0.41)		
						Nortriptyline	SMD	−0.74 (−1.12 to −0.36)		
						Paroxetine	SMD	−0.54 (−0.90 to −0.18)		
Neurocognitive disorders	Alzheimer's disease, other dementias	Efficacy	9	1126	8	Amitriptyline	SMD	−0.50 (−0.84 to −0.17)		
						Citalopram	SMD	−0.47 (−0.75 to −0.19)		
		Tolerability	7	504	6	Fluoxetine	SMD	−0.41 (−0.76 to −0.05)		
						Citalopram	Risk ratio	2.91 (1.07 to 7.88)	$\tau^2 = 0$	Global: <i>P</i> = 0.99
Oncological diseases	Breast, colorectal, gynaecological, gastrointestinal, lung cancers	Efficacy	8	602	7	Mirtazapine	Risk ratio	4.97 (1.19 to 20.84)	$I^2 = 0\%$	Local: 0/19
						Moclobemide	SMD	−0.55 (−0.70 to −0.40)	$\tau^2 = 0$	Global: <i>P</i> = 0.99
		Tolerability	8	602	7	Sertraline	SMD	−0.51 (−0.96 to −0.06)	$I^2 = 0\%$	Local: 0/19
						None			$\tau^2 = 0$	Global: <i>P</i> = 0.59
Respiratory diseases	COPD, asthma	Efficacy	7	396	6				$I^2 = 0\%$	Local: 0/5
						Mianserin	SMD	−0.79 (−1.15 to −0.43)	$\tau^2 = 0$	Global: <i>P</i> = 0.41
		Tolerability	8	602	7	None			$I^2 = 0\%$	Local: 0/4
									$\tau^2 = 0.04$	Global: <i>P</i> = 0.23
Respiratory diseases	COPD, asthma	Efficacy	7	396	6	Sertraline	SMD	−1.70 (−2.80 to −0.59)	$I^2 = 3.8\%$	Local: 0/5
									$\tau^2 = 1.18$	Not applicable
		Tolerability	4	208	4	None			$I^2 = 92.4\%$	Not applicable
									$\tau^2 = 0$	Not applicable
									$I^2 = 0\%$	

ESM, effect size measure; TCA, tricyclic antidepressant; SMD, standardised mean difference; SSRI, selective serotonin reuptake inhibitor; IHD, ischemic heart disease; PCOS, polycystic ovarian syndrome; HIV, human immunodeficiency virus; AIDS, acquired immunodeficiency syndrome; COPD, chronic obstructive pulmonary disease.



**Fig. 3** Network map and forest plot for the primary outcome tolerability. SSRI, selective serotonin reuptake inhibitor; TCA, tricyclic antidepressant; SNRI, serotonin and noradrenaline reuptake inhibitor.



**Fig. 4** Efficacy/tolerability balance. For each antidepressant, efficacy versus placebo expressed as standardised mean difference is plotted on the x-axis (values below 0 indicate better efficacy than placebo), and tolerability versus placebo expressed as risk ratios in logarithm scale are plotted on the y-axis (values below 0 indicate better tolerability than placebo). AGO, agomelatine; AMI, amitriptyline; CIT, citalopram; CLO, clomipramine; DES, desipramine; ESC, escitalopram; FLU, fluoxetine; IMI, imipramine; MIA, mianserin; MIR, mirtazapine; NEF, nefazodone; NOM, nomifensine; NOR, nortriptyline; PAR, paroxetine; SER, sertraline; SMD, standardised mean difference; SNRI, serotonin and noradrenaline reuptake inhibitor; SSRI, selective serotonin reuptake inhibitor; TCA, tricyclic antidepressant; TRA, trazodone; TRI, trimipramine; VEN, venlafaxine.












**Table 3** Secondary analyses

Outcome	Studies, <i>N</i>	Participants, <i>N</i>	Treatments, <i>N</i>	Significant differences with placebo			Heterogeneity	Inconsistency
				Antidepressant	ESM	Effect size (95% CI)		
Response	90	7612	22	Imipramine	Risk ratio	1.96 (1.44 to 2.66)	$\tau^2 = 0.0267$ $I^2 = 27.67\%$	Global: $P = 0.3$ Local: 2/26
				Nortriptyline	Risk ratio	1.86 (1.37 to 2.53)		
				Mianserin	Risk ratio	1.74 (1.37 to 2.53)		
				Moclobemide	Risk ratio	1.59 (1.10 to 2.29)		
				Paroxetine	Risk ratio	1.56 (1.28 to 1.90)		
				Agomelatine	Risk ratio	1.54 (1.15 to 2.06)		
				Mirtazapine	Risk ratio	1.48 (1.07 to 2.04)		
				Fluoxetine	Risk ratio	1.41 (1.19 to 1.68)		
				Citalopram	Risk ratio	1.28 (1.06 to 1.54)		
				Sertraline	Risk ratio	1.26 (1.06 to 1.49)		
Remission	78	7246	22	Escitalopram	Risk ratio	1.20 (1.02 to 1.42)	$\tau^2 = 0.0177$ $I^2 = 10.24\%$	Global: $P = 0.95$ Local: 1/24
				Imipramine	Risk ratio	2.56 (1.72 to 3.81)		
				Moclobemide	Risk ratio	2.27 (1.41 to 3.67)		
				Desipramine	Risk ratio	1.96 (1.22 to 3.15)		
				Mianserin	Risk ratio	1.87 (1.13 to 3.09)		
				Nortriptyline	Risk ratio	1.66 (1.09 to 2.52)		
				Paroxetine	Risk ratio	1.48 (1.12 to 1.95)		
				Citalopram	Risk ratio	1.47 (1.15 to 1.88)		
				Amitriptyline	Risk ratio	1.47 (1.03 to 2.09)		
				Fluoxetine	Risk ratio	1.39 (1.10 to 1.76)		
Discontinuations because of inefficacy	55	4542	20	Sertraline	Risk ratio	1.37 (1.09 to 1.72)	$\tau^2 = 0$ $I^2 = 0\%$	Global: $P = 1$ Local: 0/28
				Escitalopram	Risk ratio	1.31 (1.02 to 1.68)		
Anxiety symptoms (mean change)	22	1313	13	Mianserin	Risk ratio	0.23 (0.07 to 0.77)	$\tau^2 = 0.54$ $I^2 = 85.6\%$	Global: $P = 0.65$ Local: 0/13
				Citalopram	Risk ratio	0.38 (0.18 to 0.81)		
Quality of life (mean change)	14	707	8	Paroxetine	SMD	0.64 (0.03 to 1.25)	$\tau^2 = 0.19$ $I^2 = 66.4\%$	Global: $P = 0.46$ Local: 0/7
Social functioning (mean change)	24	1966	10	Trazodone	SMD	1.13 (0.15 to 2.12)	$\tau^2 = 0.50$ $I^2 = 89.1\%$	Global: $P = 0.19$ Local: 0/14
All-cause discontinuation	102	7798	24	Mianserin	Risk ratio	0.42 (0.24 to 0.75)	$\tau^2 = 0$ $I^2 = 0\%$	Global: $P = 0.98$ Local: 3/37
Deaths caused by physical condition	82	5851	23	Nortriptyline	Risk ratio	2.83 (1.56 to 5.15)	$\tau^2 = 0$ $I^2 = 0\%$	Global: $P = 0.68$ Local: 0/11
				None				
Deaths from any cause	97	7076	23	None			$\tau^2 = 0$ $I^2 = 0\%$	Global: $P = 1$ Local: 0/34

ESM, effect size measure; SMD, standardised mean difference.

challenge for practitioners treating individuals with depression and physical comorbidities. Including the best evidence base available within a shared decision-making process is essential to improve the quality of individualised treatments globally.

**Beatrice De Luca**, WHO Collaborating Centre for Research and Training in Mental Health and Service Evaluation, Department of Neurosciences, Biomedicine and Movement Sciences, Section of Psychiatry, University of Verona, Verona, Italy; **Andrea Canozzi** , WHO Collaborating Centre for Research and Training in Mental Health and Service Evaluation, Department of Neurosciences, Biomedicine and Movement Sciences, Section of Psychiatry, University of Verona, Verona, Italy; **Carlotta Mosconi**, WHO Collaborating Centre for Research and Training in Mental Health and Service Evaluation, Department of Neurosciences, Biomedicine and Movement Sciences, Section of Psychiatry, University of Verona, Verona, Italy; **Chiara Gastaldon** , WHO Collaborating Centre for Research and Training in Mental Health and Service Evaluation, Department of Neurosciences, Biomedicine and Movement Sciences, Section of Psychiatry, University of Verona, Verona, Italy; **Davide Papola** , WHO Collaborating Centre for Research and Training in Mental Health and Service Evaluation, Department of Neurosciences, Biomedicine and Movement Sciences, Section of Psychiatry, University of Verona, Verona, Italy; and Department of Global Health and Social Medicine, Harvard Medical School, Boston, USA; **Alessia Metelli**, WHO Collaborating Centre for Research and Training in Mental Health and Service Evaluation, Department of Neurosciences, Biomedicine and Movement Sciences, Section of Psychiatry, University of Verona, Verona, Italy; **Federico Tedeschi**, WHO Collaborating Centre for Research and Training in Mental Health and Service Evaluation, Department of Neurosciences, Biomedicine and Movement Sciences, Section of Psychiatry, University of Verona, Verona, Italy; **Francesco Amaddeo** , WHO Collaborating Centre for Research and Training in Mental Health and Service Evaluation, Department of Neurosciences, Biomedicine and Movement Sciences, Section of Psychiatry, University of Verona, Verona, Italy; **Marianna Purgato** , WHO Collaborating Centre for Research and Training in Mental Health and Service Evaluation, Department of Neurosciences, Biomedicine and Movement Sciences, Section of Psychiatry, University of Verona, Verona, Italy; **Marco Solmi** , SCIENCES Lab, Department of Psychiatry, University of Ottawa, Ottawa, Canada; Regional Centre for the Treatment of Eating Disorders and On Track: The Champlain First Episode Psychosis Program, Department of Mental Health, The Ottawa Hospital, Ottawa, Canada; Ottawa Hospital Research Institute (OHRI) Clinical Epidemiology Program, University of Ottawa, Ottawa, Canada; and Department of Child and Adolescent Psychiatry, Charité Universitätsmedizin, Berlin, Germany; **Corrado Barbui** , WHO Collaborating Centre for Research and Training in Mental Health and Service Evaluation, Department of Neurosciences, Biomedicine and Movement Sciences, Section of Psychiatry, University of Verona, Verona, Italy; **Giovanni Vita** , WHO Collaborating Centre for Research and Training in Mental Health and Service Evaluation, Department of Neurosciences, Biomedicine and Movement Sciences, Section of Psychiatry, University of Verona, Verona, Italy; **Giovanni Ostuzzi** , WHO Collaborating Centre for Research and Training in Mental Health and Service Evaluation, Department of Neurosciences, Biomedicine and Movement Sciences, Section of Psychiatry, University of Verona, Verona, Italy

**Correspondence:** Giovanni Ostuzzi. Email: [giovanni.ostuzzi@univr.it](mailto:giovanni.ostuzzi@univr.it)

First received 4 Oct 2024, final revision 30 Dec 2024, accepted 8 Jan 2025

Supplementary material

The supplementary material is available online at <https://doi.org/10.1192/bjp.2025.18>

Data availability

The database will be made available upon motivated request to the corresponding author, G.O., which will be considered and discussed by the main authors of the study (B.D.L., A.C., C.B., G.V., G.O.).

Author contributions

B.D.L.: conceptualisation, data curation, formal analysis, visualisation, writing (original draft preparation), writing (review and editing). A.C.: conceptualisation, data curation, visualisation, writing (original draft preparation), writing (review and editing). C.M.: data curation, visualisation, writing (original draft preparation). C.G.: conceptualisation, methodology, writing (review and editing). D.P.: conceptualisation, methodology, writing (review and editing). A.M.: data curation, visualisation, writing (original draft preparation), writing (review and editing). F.T.: formal analysis, methodology, writing (review and editing). F.A.: methodology, supervision, writing (review and editing). M.P.: methodology, supervision, writing (review and editing). M.S.: methodology, supervision, writing (review and editing). C.B.: conceptualisation, methodology, supervision, writing (review and editing). G.V.: conceptualisation, data curation, formal analysis, methodology, writing (original draft preparation), writing (review and editing). G.O.: conceptualisation, data curation, formal analysis, methodology, supervision, writing (original draft preparation), writing (review and editing).

Funding

This work was supported by #NEXTGENERATIONEU (NGEU), which is funded by the Ministry of University and Research (MUR) and the National Recovery and Resilience Plan (NRRP), project

MNESYS (PE0000006) – A multiscale integrated approach to the study of the nervous system in health and disease (DN. 1553 11.10.2022).

Declaration of interest

M.S. received honoraria/has been a consultant for Angelini, AbbVie, Boehringer Ingelheim, Lundbeck and Otsuka. The other authors have no potential conflicts of interest to disclose.

Transparency statement

The authors affirm that this manuscript is an honest, accurate and transparent account of the study being reported. No important aspects of the study have been omitted, and any discrepancies from the registered study protocol have been fully explained.

References

- Otte C, Gold SM, Penninx BW, Pariante CM, Etkin A, Fava M, et al. Major depressive disorder. *Nat Rev Dis Primers* 2016; **2**: 16065.
- GBD 2016 Disease and Injury Incidence and Prevalence Collaborators. Global, regional, and national incidence, prevalence, and years lived with disability for 328 diseases and injuries for 195 countries, 1990–2016: a systematic analysis for the Global Burden of Disease Study 2016. *Lancet* 2017; **390**: 1211–59.
- Momen NC, Plana-Ripoll O, Agerbo E, Benros ME, Børglum AD, Christensen MK, et al. Association between mental disorders and subsequent medical conditions. *N Engl J Med* 2020; **382**: 1721–31.
- Rosenblat JD, Kurdyak P, Cosci F, Berk M, Maes M, Brunoni AR, et al. Depression in the medically ill. *Aust New Zealand J Psychiatry* 2020; **54**: 346–66.
- Gold SM, Köhler-Forsberg O, Moss-Morris R, Mehnert A, Miranda JJ, Bullinger M, et al. Comorbid depression in medical diseases. *Nat Rev Dis Primers* 2020; **6**: 69.
- Read JR, Sharpe L, Modini M, Dear BF. Multimorbidity and depression: a systematic review and meta-analysis. *J Affect Disord* 2017; **221**: 36–46.
- Leung YW, Flora DB, Gravely S, Irvine J, Carney RM, Grace SL. The impact of premorbid and postmorbid depression onset on mortality and cardiac morbidity among patients with coronary heart disease. *Psychosom Med* 2012; **74**: 786–801.
- Satin JR, Linden W, Phillips MJ. Depression as a predictor of disease progression and mortality in cancer patients. *Cancer* 2009; **115**: 5349–61.
- Gürhan N, Beşer NG, Polat Ü, Koç M. Suicide risk and depression in individuals with chronic illness. *Comm Ment Health J* 2019; **55**: 840–8.
- Sanjida S, Janda M, Kissane D, Shaw J, Pearson SA, DiSipio T, et al. A systematic review and meta-analysis of prescribing practices of antidepressants in cancer patients. *Psycho-Oncol* 2016; **25**: 1002–16.
- Mortensen JK, Johnsen SP, Andersen G. Prescription and predictors of post-stroke antidepressant treatment: a population-based study. *Acta Neurolog Scand* 2018; **138**: 235–44.
- Cipriani A, Furukawa TA, Salanti G, Chaimani A, Atkinson LZ, Ogawa Y, et al. Comparative efficacy and acceptability of 21 antidepressant drugs for the acute treatment of adults with major depressive disorder: a systematic review and network meta-analysis. *Lancet* 2018; **391**: 1357–66.
- Krishnan V, Nestler EJ. Linking molecules to mood: new insight into the biology of depression. *Am J Psychiatry* 2010; **167**: 1305–20.
- Wang Z, Shi Y, Liu F, Jia N, Gao J, Pang X, et al. Diverse etiologies for post-stroke depression. *Front Psychiatry* 2019; **9**: 761.
- Inserra A, Mastroradi CA, Rogers G, Licinio J, Wong ML. Neuroimmunomodulation in major depressive disorder: focus on caspase 1, inducible nitric oxide synthase, and interferon-gamma. *Mol Neurobiol* 2019; **56**: 4288–305.
- Dragioti E, Solmi M, Favaro A, Fusar-Poli P, Dazzan P, Thompson T, et al. Association of antidepressant use with adverse health outcomes: a systematic umbrella review. *JAMA Psychiatry* 2019; **76**: 1241–55.
- Köhler-Forsberg O, Stiglbauer V, Brasanac J, Chae WR, Wagener F, Zimbalski K, et al. Efficacy and safety of antidepressants in patients with comorbid depression and medical diseases. *JAMA Psychiatry* 2023; **80**: 1196.
- Hutton B, Salanti G, Caldwell DM, Chaimani A, Schmid CH, Cameron C, et al. The PRISMA extension statement for reporting of systematic reviews incorporating network meta-analyses of health care interventions: checklist and explanations. *Ann Int Med* 2015; **162**: 777–84.
- American Psychiatric Association. *Diagnostic and Statistical Manual of Mental Disorders* 5th ed., text revision. APA, 2022.
- World Health Organization. *International Statistical Classification of Diseases and Related Health Problems* 11th ed. WHO, 2021.

- 21 Hamilton M. A rating scale for depression. *J Neurol Neurosurg Psychiatry* 1960; **23**: 56–62.
- 22 Montgomery SA, Asberg M. A new depression scale designed to be sensitive to change. *Br J Psychiatry* 1979; **134**: 382–9.
- 23 Beck AT, Ward CH, Mendelson M, Mock J, Erbauch J. An inventory for measuring depression. *Arch Gen Psychiatry* 1961; **4**: 561–71.
- 24 Beck AT, Steer RA, Brown G. *Beck Depression Inventory-II, Manual for the Beck Depression Inventory-II*. Psychological Corporation, 1996.
- 25 Bech P, Timmerby N, Martiny K, Lunde M, Soendergaard S. Psychometric evaluation of the Major Depression Inventory (MDI) as depression severity scale using the LEAD (Longitudinal Expert Assessment of All Data) as index of validity. *BMC Psychiatry* 2015; **15**: 190.
- 26 Lewinsohn PM, Seeley JR, Roberts RE, Allen NB. Center for Epidemiologic Studies Depression Scale (CES-D) as a screening instrument for depression among community-residing older adults. *Psychol Aging* 1997; **12**: 277–87.
- 27 Zung WW. A self-rating depression scale. *Arch Gen Psychiatry* 1965; **12**: 63–70.
- 28 Snaith RP, Zigmond AS. The hospital anxiety and depression scale. *Br Med J (Clin Res Ed)* 1986; **292**: 344.
- 29 Kroenke K, Spitzer RL, Williams JB. The PHQ-9: validity of a brief depression severity measure. *J Gen Intern Med* 2001; **16**: 606–13.
- 30 Derogatis LR, Lipman RS, Covi L. SCL-90: an outpatient psychiatric rating scale – preliminary report. *Psychopharmacol Bull* 1973; **9**: 13–28.
- 31 Higgins JPT, Thomas J, Chandler J, Cumpston M, Li T, Page MJ, et al (editors). *Cochrane Handbook for Systematic Reviews of Interventions Version 6.4 (updated August 2023)*. Cochrane, 2023 ([www.training.cochrane.org/handbook](http://www.training.cochrane.org/handbook)).
- 32 Sterne JAC, Savović J, Page MJ, Elbers RG, Blencowe NS, Boutron I, et al. RoB 2: a revised tool for assessing risk of bias in randomised trials. *BMJ* 2019; **366**: l4898.
- 33 Ostinelli EG, Efthimiou O, Luo Y, Miguel C, Karyotaki E, Cuijpers P, et al. Combining endpoint and change data did not affect the summary standardised mean difference in pairwise and network meta-analyses: an empirical study in depression. *Res Synth Methods* 2024; **15**: 758–68.
- 34 Balduzzi S, Rücker G, Nikolakopoulou A, Papakonstantinou T, Salanti G, Efthimiou O, et al. netmeta: an R package for network meta-analysis using frequentist methods. *J Stat Softw* 2023; **106**: 1–40.
- 35 White I. MVMETA: stata module to perform multivariate random-effects meta-analysis. *Statistical Software Components S456970*, 2007.
- 36 Furukawa TA, Barbui C, Cipriani A, Brambilla P, Watanabe N. Imputing missing standard deviations in meta-analyses can provide accurate results. *J Clin Epidemiol* 2006; **59**: 7–10.
- 37 Furukawa TA, Cipriani A, Barbui C, Brambilla P, Watanabe N. Imputing response rates from means and standard deviations in meta-analyses. *Int Clin Psychopharmacol* 2005; **20**: 49–52.
- 38 Huhn M, Nikolakopoulou A, Schneider-Thoma J, Krause M, Samara M, Peter N, et al. Comparative efficacy and tolerability of 32 oral antipsychotics for the acute treatment of adults with multi-episode schizophrenia: a systematic review and network meta-analysis. *Lancet* 2019; **394**: 939–51.
- 39 Horn SD, Horn RA, Sharkey PD. The Severity of Illness Index as a severity adjustment to diagnosis-related groups. *Health Care Financ Rev* 1984; **1984**(Suppl): 33–45.
- 40 Rücker G, Schwarzer G. Ranking treatments in frequentist network meta-analysis works without resampling methods. *BMC Med Res Methodol* 2015; **15**: 58.
- 41 Nikolakopoulou A, Higgins JPT, Papakonstantinou T, Chaimani A, Del Giovane C, Egger M, et al. CINeMA: an approach for assessing confidence in the results of a network meta-analysis. *PLoS Med* 2020; **17**: e1003082.
- 42 Agarwal CD, Palka JM, Gajewski AJ, Khan DA, Brown ES. The efficacy of citalopram or escitalopram in patients with asthma and major depressive disorder. *Ann Allergy Asthma Immunol* 2024; **132**: 374–82.
- 43 Xue H. Paroxetine for depression in diabetes: a randomized controlled trial [article in Chinese]. *Chin Ment Health J* 2004; **18**: 735–7.
- 44 Pirl W. *Escitalopram in Treating Depression in Patients with Advanced Lung or Gastrointestinal Cancer*. Clinicaltrials.gov, 2012 (<https://clinicaltrials.gov/study/NCT00387348>).
- 45 Rao V. *Lexapro for the Treatment of Traumatic Brain Injury (TBI) Depression & Other Psychiatric Conditions*. Clinicaltrials.gov, 2016 (<https://clinicaltrials.gov/study/NCT01368432>).
- 46 An H, Choi B, Park KW, Kim DH, Yang DW, Hong CH, et al. The effect of escitalopram on mood and cognition in depressive Alzheimer's disease subjects. *J Alzheimers Dis* 2017; **55**: 727–35.
- 47 Andersen G, Vestergaard K, Lauritzen L. Effective treatment of poststroke depression with the selective serotonin reuptake inhibitor citalopram. *Stroke* 1994; **25**: 1099–104.
- 48 Andersen J, Aabro E, Gulmann N, Hjelmsted A, Pedersen HE. Anti-depressive treatment in Parkinson's disease. A controlled trial of the effect of nortriptyline in patients with Parkinson's disease treated with L-DOPA. *Acta Neurol Scand* 1980; **62**: 210–9.
- 49 Angermann CE, Gelbrich G, Stork S, Gunold H, Edelmann F, Wachter R, et al. Effect of escitalopram on all-cause mortality and hospitalization in patients with heart failure and depression: the MOOD-HF randomized clinical trial. *JAMA* 2016; **315**: 2683–93.
- 50 Antonini A, Tesi S, Zecchinelli A, Barone P, De Gaspari D, Canesi M, et al. Randomized study of sertraline and low-dose amitriptyline in patients with Parkinson's disease and depression: effect on quality of life. *Mov Disord* 2006; **21**: 1119–22.
- 51 Ash G, Dickens CM, Creed FH, Jayson MI, Tomenson B. The effects of dothiepin on subjects with rheumatoid arthritis and depression. *Rheumatology (Oxford, England)*. 1999; **38**(10): 959–67.
- 52 Ashman TA, Cantor JB, Gordon WA, Spielman L, Flanagan S, Ginsberg A, et al. A randomized controlled trial of sertraline for the treatment of depression in persons with traumatic brain injury. *Arch Phys Med Rehabil* 2009; **90**: 733–40.
- 53 Avila A, Cardona X, Martin-Baranera M, Maho P, Sastre F, Bello J. Does nefazodone improve both depression and Parkinson disease? A pilot randomized trial. *J Clin Psychopharmacol* 2003; **23**: 509–13.
- 54 Bird H, Broggini M. Paroxetine versus amitriptyline for treatment of depression associated with rheumatoid arthritis: a randomized, double blind, parallel group study. *J Rheumatol* 2000; **27**: 2791–7.
- 55 Blumenfeld M, Levy NB, Spinowitz B, Charytan C, Beasley CM, Jr, Dubey AK, et al. Fluoxetine in depressed patients on dialysis. *Int J Psychiatry Med* 1997; **27**: 71–80.
- 56 Blumenthal JA, Sherwood A, Babyak MA, Watkins LL, Smith PJ, Hoffman BM, et al. Exercise and pharmacological treatment of depressive symptoms in patients with coronary heart disease: results from the UPBEAT (Understanding the Prognostic Benefits of Exercise and Antidepressant Therapy) study. *J Am Coll Cardiol* 2012; **60**: 1053–63.
- 57 Borson S, McDonald GJ, Gayle T, Deffebach M, Lakshminarayan S, VanTuinen C. Improvement in mood, physical symptoms, and function with nortriptyline for depression in patients with chronic obstructive pulmonary disease. *Psychosomatics* 1992; **33**: 190–201.
- 58 Brown ES, Howard C, Khan DA, Carmody TJ. Escitalopram for severe asthma and major depressive disorder: a randomized, double-blind, placebo-controlled proof-of-concept study. *Psychosomatics* 2012; **53**: 75–80.
- 59 Brown ES, Sayed N, Van Enkevort E, Kulikova A, Nakamura A, Khan DA, et al. A Randomized, double-blind, placebo-controlled trial of escitalopram in patients with asthma and major depressive disorder. *J Allergy Clin Immunol Pract* 2018; **6**: 1604–12.
- 60 Brown ES, Vigil L, Khan DA, Liggin JD, Carmody TJ, Rush AJ. A randomized trial of citalopram versus placebo in outpatients with asthma and major depressive disorder: a proof of concept study. *Biol Psychiatry* 2005; **58**: 865–70.
- 61 Che T, Teng X, Huang Q, Mu Y, Tang X, Mu X, et al. Agomelatine versus fluoxetine in glycemic control and treating depressive and anxiety symptoms in type 2 diabetes mellitus subjects: a single-blind randomized controlled trial. *Neuropsychiatr Dis Treat* 2018; **14**: 1527–33.
- 62 Costa D, Mogos I, Toma T. Efficacy and safety of mianserin in the treatment of depression of women with cancer. *Acta Psychiatr Scand Suppl* 1985; **320**: 85–92.
- 63 Cravello L, Caltagirone C, Spalletta G. The SNRI venlafaxine improves emotional unawareness in patients with post-stroke depression. *Hum Psychopharmacol* 2009; **24**: 331–6.
- 64 Dauchy S. *A Randomized, Double-blind, Placebo-controlled Trial of Escitalopram for the Treatment of Emotional Distress during Treatment for Head and Neck Cancer*. EU Clinical Trials Register, EUCTR2008-002159-25-FR, 2014.
- 65 de Carvalho GA, Bahlis SC, Boeving A, Graf H. Effects of selective serotonin reuptake inhibitors on thyroid function in depressed patients with primary hypothyroidism or normal thyroid function. *Thyroid* 2009; **19**: 691–7.
- 66 de Heer EW, Dekker J, Beekman ATF, van Marwijk HWJ, Holwerda TJ, Bet PM, et al. Comparative effect of collaborative care, pain medication, and duloxetine in the treatment of major depressive disorder and comorbid (Sub)chronic pain: results of an exploratory randomized, placebo-controlled, multicenter trial (CC: PAINDIP). *Front Psychiatry* 2018; **9**: 118.
- 67 de Vasconcelos Cunha UG, Lopes Rocha F, Avila de Melo R, Alves Valle E, de Souza Neto JJ, Mendes Brega R, et al. A placebo-controlled double-blind

- randomized study of venlafaxine in the treatment of depression in dementia. *Dement Geriatr Cogn Disord* 2007; **24**: 36–41.
- 68 Devos D, Dujardin K, Poirot I, Moreau C, Cottencin O, Thomas P, et al. Comparison of desipramine and citalopram treatments for depression in Parkinson's disease: a double-blind, randomized, placebo-controlled study. *Mov Disord* 2008; **23**: 850–7.
  - 69 Dickens C, Jayson M, Sutton C, Creed F. The relationship between pain and depression in a trial using paroxetine in sufferers of chronic low back pain. *Psychosomatics* 2000; **41**: 490–9.
  - 70 Dobkin RD, Menza M, Bienfait KL, Gara M, Marin H, Mark MH, et al. Depression in Parkinson's disease: symptom improvement and residual symptoms after acute pharmacologic management. *Am J Geriatr Psychiatry* 2011; **19**: 222–9.
  - 71 Echeverry D, Duran P, Bonds C, Lee M, Davidson MB. Effect of pharmacological treatment of depression on A1C and quality of life in low-income Hispanics and African Americans with diabetes: a randomized, double-blind, placebo-controlled trial. *Diab Care* 2009; **32**: 2156–60.
  - 72 Ehde DM, Kraft GH, Chwastiak L, Sullivan MD, Gibbons LE, Bombardier CH, et al. Efficacy of paroxetine in treating major depressive disorder in persons with multiple sclerosis. *Gen Hosp Psychiatry* 2008; **30**: 40–8.
  - 73 Eiser N, Harte R, Spiros K, Phillips C, Isaac MT. Effect of treating depression on quality-of-life and exercise tolerance in severe COPD. *COPD* 2005; **2**: 233–41.
  - 74 Elliott AJ, Uldall KK, Bergam K, Russo J, Claypoole K, Roy-Byrne PP. Randomized, placebo-controlled trial of paroxetine versus imipramine in depressed HIV-positive outpatients. *Am J Psychiatry* 1998; **155**: 367–72.
  - 75 Evans M, Hammond M, Wilson K, Lye M, Copeland J. Placebo-controlled treatment trial of depression in elderly physically ill patients. *Int J Geriatr Psychiatry* 1997; **12**: 817–24.
  - 76 Fann JR, Bombardier CH, Richards JS, Wilson CS, Heinemann AW, Warren AM, et al. Venlafaxine extended-release for depression following spinal cord injury: a randomized clinical trial. *JAMA Psychiatry* 2015; **72**: 247–58.
  - 77 Fann JR, Bombardier CH, Tenkin N, Esselman P, Warms C, Barber J, et al. Sertraline for major depression during the year following traumatic brain injury: a randomized controlled trial. *J Head Trauma Rehabil* 2017; **32**: 332–42.
  - 78 Fraguas R, da Silva Telles RM, Alves TC, Andrei AM, Rays J, Iosifescu DV, et al. A double-blind, placebo-controlled treatment trial of citalopram for major depressive disorder in older patients with heart failure: the relevance of the placebo effect and psychological symptoms. *Contemp Clin Trials* 2009; **30**: 205–11.
  - 79 Friedli K, Guirguis A, Almond M, Day C, Chilcot J, Da Silva-Gane M, et al. Sertraline versus placebo in patients with major depressive disorder undergoing hemodialysis: a randomized, controlled feasibility trial. *Clin J Am Soc Nephrol* 2017; **12**: 280–6.
  - 80 Fruehwald S, Gatterbauer E, Rehak P, Baumhackl U. Early fluoxetine treatment of post-stroke depression – a three-month double-blind placebo-controlled study with an open-label long-term follow up. *J Neurol* 2003; **250**: 347–51.
  - 81 Gao J, Lin M, Zhao J, Bi S, Ni Z, Shang X. Different interventions for post-ischaemic stroke depression in different time periods: a single-blind randomized controlled trial with stratification by time after stroke. *Clin Rehabil* 2017; **31**: 71–81.
  - 82 Glassman AH, O'Connor CM, Califf RM, Swedberg K, Schwartz P, Bigger Jr JT, et al. Sertraline treatment of major depression in patients with acute MI or unstable angina. *JAMA* 2002; **288**: 701–9.
  - 83 Goodkin K, Gullion CM, Agras WS. A randomized, double-blind, placebo-controlled trial of trazodone hydrochloride in chronic low back pain syndrome. *J Clin Psychopharmacol* 1990; **10**: 269–78.
  - 84 Gottlieb SS, Kop WJ, Thomas SA, Katzen S, Vesely MR, Greenberg N, et al. A double-blind placebo-controlled pilot study of controlled-release paroxetine on depression and quality of life in chronic heart failure. *Am Heart J* 2007; **153**: 868–73.
  - 85 Gulseren L, Gulseren S, Hekimsoy Z, Mete L. Comparison of fluoxetine and paroxetine in type II diabetes mellitus patients. *Arch Med Res* 2005; **36**: 159–65.
  - 86 Gülseren L, Gülseren F, Hekimsoy Z, Bodur Z, Kültür F. Major Depresif Bozukluğu Olan Diabetes Mellituslu Hastalarda Fluoksetin ve Paroksetinin Depresyon-Anksiyete, Yaşam Kalitesi, Yeti Yitimi ve Metabolik Kontrol Üzerine Etkisi: Tek-Kör, Karşılaştırmalı Bir Çalışma. [Efficacy of fluoxetine and paroxetine on depression-anxiety, quality of life, disability and metabolic control in diabetic patients with major depressive disorder: a single-blind, comparative study.] *Klinik Psikofarmakoloji Bülten* 2001; **11**: 1–10.
  - 87 Hameroff SR, Weiss JL, Lerman JC, Cork RC, Watts KS, Crago BR, et al. Doxepin's effects on chronic pain and depression: a controlled study. *J Clin Psychiatry* 1984; **45**: 47–53.
  - 88 He Y, Zheng Y, Xu C, Yang H, Wang Z, Zhou L, et al. Sertraline hydrochloride treatment for patients with stable chronic obstructive pulmonary disease complicated with depression: a randomized controlled trial. *Clin Respir J* 2016; **10**: 318–25.
  - 89 Hedayati SS, Gregg LP, Carmody T, Jain N, Toups M, Rush AJ, et al. Effect of sertraline on depressive symptoms in patients with chronic kidney disease without dialysis dependence: the CAST randomized clinical trial. *JAMA* 2017; **318**: 1876–90.
  - 90 Hoare J, Carey P, Joska JA, Carrara H, Sorsdahl K, Stein DJ. Escitalopram treatment of depression in human immunodeficiency virus/acquired immunodeficiency syndrome: a randomized, double-blind, placebo-controlled study. *J Nerv Ment Dis* 2014; **202**(2): 133–7.
  - 91 Holland JC, Romano SJ, Heiligenstein JH, Tepner RG, Wilson MG. A controlled trial of fluoxetine and desipramine in depressed women with advanced cancer. *Psycho-Oncology* 1998; **7**: 291–300.
  - 92 Honig A, Kuyper AM, Schene AH, van Melle JP, de Jonge P, Tulner DM, et al. Treatment of post-myocardial infarction depressive disorder: a randomized, placebo-controlled trial with mirtazapine. *Psychosom Med* 2007; **69**: 606–13.
  - 93 Kang R, He Y, Yan Y, Li Z, Wu Y, Guo X, et al. Comparison of paroxetine and agomelatine in depressed type 2 diabetes mellitus patients: a double-blind, randomized, clinical trial. *Neuropsychiatr Dis Treat* 2015; **11**: 1307–11.
  - 94 Karaiskos D, Tzavellas E, Ilias I, Liappas I, Paparrigopoulos T. Agomelatine and sertraline for the treatment of depression in type 2 diabetes mellitus. *Int J Clin Pract* 2013; **67**: 257–60.
  - 95 Kumar K, Salman M T, Shukla V, Ahmad A, Verma VK, Rizvi DA, et al. Comparative effect of agomelatine versus escitalopram on glycemic control and symptoms of depression in patients with type 2 diabetes mellitus and depression. *Int J Pharm Sci Res* 2015; **6**: 4304–9.
  - 96 Kennedy S. A Double-Blind, Multicentre, Randomised, Parallel-Group, Placebo-Controlled Study Assessing the Efficacy and Safety of Escitalopram in Post-Myocardial Infarction Patients Suffering from Depressive Symptoms. EU Clinical Trials Register, 2005 (<https://www.clinicaltrialsregister.eu/ctr-search/rest/download/result/attachment/2004-000990-78/1/8457>).
  - 97 Khazaie H, Rahimi M, Tatari F, Rezaei M, Najafi F, Tahmasian M. Treatment of depression in type 2 diabetes with Fluoxetine or Citalopram? *Neurosciences (Riyadh)* 2011; **16**: 42–5.
  - 98 Kim JM, Bae KY, Stewart R, Jung BO, Kang HJ, Kim SW, et al. Escitalopram treatment for depressive disorder following acute coronary syndrome: a 24-week double-blind, placebo-controlled trial. *J Clin Psychiatry* 2015; **76**: 62–8.
  - 99 Kimura M, Robinson RG, Kosier JT. Treatment of cognitive impairment after poststroke depression: a double-blind treatment trial. *Stroke* 2000; **31**: 1482–6.
  - 100 Kuhn KU, Quednow BB, Thiel M, Falkai P, Maier W, Elger CE. Antidepressive treatment in patients with temporal lobe epilepsy and major depression: a prospective study with three different antidepressants. *Epilepsy Behav* 2003; **4**: 674–9.
  - 101 Lee H, Kim SW, Kim JM, Shin IS, Yang SJ, Yoon JS. Comparing effects of methylphenidate, sertraline and placebo on neuropsychiatric sequelae in patients with traumatic brain injury. *Hum Psychopharmacol* 2005; **20**: 97–104.
  - 102 Leentjens AF, Vreeling FW, Luijckx GJ, Verhey FR. SSRIs in the treatment of depression in Parkinson's disease. *Int J Geriatr Psychiatry* 2003; **18**: 552–4.
  - 103 Lesperance F, Frasur-Smith N, Koszycki D, Laliberte MA, van Zyl LT, Baker B, et al. Effects of citalopram and interpersonal psychotherapy on depression in patients with coronary artery disease: the Canadian Cardiac Randomized Evaluation of Antidepressant and Psychotherapy Efficacy (CREATE) trial. *JAMA* 2007; **297**: 367–79.
  - 104 Lipsey JR, Robinson RG, Pearlson GD, Rao K, Price TR. Nortriptyline treatment of post-stroke depression: a double-blind study. *Lancet* 1984; **1**: 297–300.
  - 105 Lustman PJ, Freedland KE, Griffith LS, Clouse RE. Fluoxetine for depression in diabetes: a randomized double-blind placebo-controlled trial. *Diabetes Care* 2000; **23**: 618–23.
  - 106 Lyketsos CG, DelCampo L, Steinberg M, Miles Q, Steele CD, Munro C, et al. Treating depression in Alzheimer disease: efficacy and safety of sertraline therapy, and the benefits of depression reduction: the DIADS. *Arch Gen Psychiatry* 2003; **60**(7): 737–46.
  - 107 Lyketsos CG, Sheppard JM, Steele CD, Kopunek S, Steinberg M, Baker AS, et al. Randomized, placebo-controlled, double-blind clinical trial of sertraline in the treatment of depression complicating Alzheimer's disease: initial results from the Depression in Alzheimer's Disease study. *Am J Psychiatry* 2000; **157**: 1686–9.
  - 108 Macfarlane JG, Jalali S, Grace EM. Trimipramine in rheumatoid arthritis: a randomized double-blind trial in relieving pain and joint tenderness. *Curr Med Res Opin* 1986; **10**: 89–93.
  - 109 Masoudi M, Ansari S, Kashani L, Tavolinejad H, Hossein Rashidi B, Esalatmanesh S, et al. Effect of sertraline on depression severity and prolactin



- levels in women with polycystic ovary syndrome: a placebo-controlled randomized trial. *Int Clin Psychopharmacol* 2021; **36**: 238–43.
- 110 McFarlane A, Kamath MV, Fallen EL, Malcolm V, Cherian F, Norman G. Effect of sertraline on the recovery rate of cardiac autonomic function in depressed patients after acute myocardial infarction. *Am Heart J* 2001; **142**: 617–23.
  - 111 Meghanni ML, Motiani PD, Purohit DR, Singh RD, Sharma TN. Depression in hospitalized patients of pulmonary tuberculosis and role of anti depressants – a pilot study. *Lung India* 1998; **6**: 22–5.
  - 112 Miyai I, Reding MJ. Effects of antidepressants on functional recovery following stroke: a double-blind study. *Neurorehabilit Neural Rep* 1998; **12**: 5–13.
  - 113 Mokhber N, Abdollahian E, Soltanifar A, Samadi R, Saghebi A, Haghighi MB, et al. Comparison of sertraline, venlafaxine and desipramine effects on depression, cognition and the daily living activities in Alzheimer patients. *Pharmacopsychiatry* 2014; **47**: 131–40.
  - 114 Munro CA, Longmire CF, Drye LT, Martin BK, Frangakis CE, Meinert CL, et al. Cognitive outcomes after sertraline treatment in patients with depression of Alzheimer disease. *Am J Geriatr Psychiatry* 2012; **20**: 1036–44.
  - 115 Musselman DL, Somerset WI, Guo Y, Manatunga AK, Porter M, Penna S, et al. A double-blind, multicenter, parallel-group study of paroxetine, desipramine, or placebo in breast cancer patients (stages I, II, III, and IV) with major depression. *J Clin Psychiatry* 2006; **67**: 288–96.
  - 116 Nelson JC, Kennedy JS, Pollock BG, Laghrissi-Thode F, Narayan M, Nobler MS, et al. Treatment of major depression with nortriptyline and paroxetine in patients with ischemic heart disease. *Am J Psychiatry* 1999; **156**: 1024–8.
  - 117 O'Connor CM, Jiang W, Kuchibhatla M, Silva SG, Cuffe MS, Callwood DD, et al. Safety and efficacy of sertraline for depression in patients with heart failure: results of the SADHART-CHF (Sertraline Against Depression and Heart Disease in Chronic Heart Failure) trial. *J Am Coll Cardiol* 2010; **56**: 692–9.
  - 118 Patel S, Kukreja S, Atram U, De Sousa A, Shah N, Yadav S, et al. Escitalopram and mirtazapine for the treatment of depression in HIV patients: a randomized controlled open label trial. *ASEAN J Psychiatry* 2014; **14**(1). Available from: <https://www.aseanjournalofpsychiatry.org/articles/escitalopram-and-mirtazapine-for-the-treatment-of-depression-in-hiv-patients-a-randomized-controlled-open-label-trial.pdf>.
  - 119 Peixoto MF, Cesaretti M, Hood SD, Tavares A. Effects of SSRI medication on heart rate and blood pressure in individuals with hypertension and depression. *Clin Exp Hypertens* 2019; **41**: 428–33.
  - 120 Petracca G, Teson A, Chemerinski E, Leiguarda R, Starkstein SE. A double-blind placebo-controlled study of clomipramine in depressed patients with Alzheimer's disease. *J Neuropsychiatry Clin Neurosci* 1996; **8**: 270–5.
  - 121 Petracca GM, Chemerinski E, Starkstein SE. A double-blind, placebo-controlled study of fluoxetine in depressed patients with Alzheimer's disease. *Int Psychogeriatr* 2001; **13**: 233–40.
  - 122 Pezzella G, Moslinger-Gehmayr R, Contu A. Treatment of depression in patients with breast cancer: a comparison between paroxetine and amitriptyline. *Breast Cancer Res Treat* 2001; **70**(1): 1–10.
  - 123 Pizzi C, Mancini S, Angeloni L, Fontana F, Manzoli L, Costa GM. Effects of selective serotonin reuptake inhibitor therapy on endothelial function and inflammatory markers in patients with coronary heart disease. *Clin Pharmacol Ther* 2009; **86**: 527–32.
  - 124 Rabkin JG, Rabkin R, Harrison W, Wagner G. Effect of imipramine on mood and enumerative measures of immune status in depressed patients with HIV illness. *Am J Psychiatry* 1994; **151**: 516–23.
  - 125 Rabkin JG, Wagner GJ, McElhiney MC, Rabkin R, Lin SH. Testosterone versus fluoxetine for depression and fatigue in HIV/AIDS: a placebo-controlled trial. *J Clin Psychopharmacol* 2004; **24**(4): 379–85.
  - 126 Rabkin JG, Wagner GJ, Rabkin R. Fluoxetine treatment for depression in patients with HIV and AIDS: a randomized, placebo-controlled trial. *Am J Psychiatry* 1999; **156**: 101–7.
  - 127 Raffaele R, Rampello L, Vecchio I, Tornali C, Malaguarnera M. Trazodone therapy of the post-stroke depression. *Arch Gerontol Geriatr* 1996; **22**(Suppl 1): 217–20.
  - 128 Rampello L, Alvano A, Chiechio S, Malaguarnera M, Raffaele R, Vecchio I, et al. Evaluation of the prophylactic efficacy of amitriptyline and citalopram, alone or in combination, in patients with comorbidity of depression, migraine, and tension-type headache. *Neuropsychobiology* 2004; **50**: 322–8.
  - 129 Razavi D, Allilaire JF, Smith M, Salimpour A, Verra M, Desclaux B, et al. The effect of fluoxetine on anxiety and depression symptoms in cancer patients. *Acta Psychiatr Scand* 1996; **94**: 205–10.
  - 130 Richard IH, McDermott MP, Kurlan R, Lyness JM, Como PG, Pearson N, et al. A randomized, double-blind, placebo-controlled trial of antidepressants in Parkinson disease. *Neurology* 2012; **78**: 1229–36.
  - 131 Robertson MM, Trimble MR. The treatment of depression in patients with epilepsy. A double-blind trial. *J Affect Disord* 1985; **9**(2): 127–36.
  - 132 Robinson LR, Czerniecki JM, Ehde DM, Edwards WT, Judish DA, Goldberg ML, et al. Trial of amitriptyline for relief of pain in amputees: results of a randomized controlled study. *Arch Phys Med Rehabil* 2004; **85**: 1–6.
  - 133 Roose SP, Laghrissi-Thode F, Kennedy JS, Nelson JC, Bigger JT, Jr, Pollock BG, et al. Comparison of paroxetine and nortriptyline in depressed patients with ischemic heart disease. *JAMA* 1998; **279**(4): 287–91.
  - 134 Rosenberg PB, Drye LT, Martin BK, Frangakis C, Mintzer JE, Weintraub D, et al. Sertraline for the treatment of depression in Alzheimer disease. *Am J Geriatr Psychiatry* 2010; **18**: 136–45.
  - 135 Roth M, Mountjoy CQ, Amrein R. Moclobemide in elderly patients with cognitive decline and depression: an international double-blind, placebo-controlled trial. *Br J Psychiatry J Ment Sci* 1996; **168**: 149–57.
  - 136 Schiffer RB, Wineman NM. Antidepressant pharmacotherapy of depression associated with multiple sclerosis. *Am J Psychiatry* 1990; **147**: 1493–7.
  - 137 Schwartz JAJ, McDaniel JS. Double-blind comparison of fluoxetine and desipramine in the treatment of depressed women with advanced HIV disease: a pilot study. *Depress Anxiety* 1999; **9**: 70–4.
  - 138 Serrano Dueñas M. Dosis bajas de amitriptilina frente a dosis bajas de fluoxetina en el tratamiento de la depresión de enfermos con enfermedad de Parkinson. *Rev Neurol* 2002; **35**: 1010–4.
  - 139 Strik JJ, Honig A, Lousberg R, Lousberg AH, Cheriex EC, Tuynman-Qua HG, et al. Efficacy and safety of fluoxetine in the treatment of patients with major depression after first myocardial infarction: findings from a double-blind, placebo-controlled trial. *Psychosom Med* 2000; **62**: 783–9.
  - 140 Tan RS, Barlow RJ, Abel C, Reddy S, Palmer AJ, Fletcher AE, et al. The effect of low dose lofepramine in depressed elderly patients in general medical wards. *Br J Clin Pharmacol* 1994; **37**: 321–4.
  - 141 Taraz M, Khatami MR, Dashti-Khavidaki S, Akhonzadeh S, Noorbala AA, Ghaeli P, et al. Sertraline decreases serum level of interleukin-6 (IL-6) in hemodialysis patients with depression: results of a randomized double-blind, placebo-controlled clinical trial. *Int Immunopharmacol* 2013; **17**(3): 917–23.
  - 142 Targ EF, Karasic DH, Diefenbach PN, Anderson DA, Bystritsky A, Fawzy FI. Structured group therapy and fluoxetine to treat depression in HIV-positive persons. *Psychosomatics* 1994; **35**: 132–7.
  - 143 Tian X, Wang Q, Guo R, Xu L, Chen QM, Hou Y. Effects of paroxetine-mediated inhibition of GRK2 expression on depression and cardiovascular function in patients with myocardial infarction. *Neuropsychiatr Dis Treat* 2016; **12**: 2333–41.
  - 144 Tovilla-Zarate CA, Perez-Mandujano A, Ramirez-Gonzalez IR, Fresan A, Suarez-Mendez S, Martinez-Villasenor E, et al. Vortioxetine versus sertraline in metabolic control, distress and depression in Mexican patients with type 2 diabetes. *Ann Transl Med* 2019; **7**: 656.
  - 145 van Heeringen K, Zivkov M. Pharmacological treatment of depression in cancer patients. A placebo-controlled study of Mianserin. *Br J Psychiatry* 1996; **169**(4): 440–3.
  - 146 Ward N, Bokan JA, Phillips M, Benedetti C, Butler S, Spengler D. Antidepressants in concomitant chronic back pain and depression: doxepin and desipramine compared. *J Clin Psychiatry* 1984; **45**(Pt 2): 54–9.
  - 147 Weintraub D, Rosenberg PB, Drye LT, Martin BK, Frangakis C, Mintzer JE, et al. Sertraline for the treatment of depression in Alzheimer disease: week-24 outcomes. *Am J Geriatr Psychiatry* 2010; **18**: 332–40.
  - 148 Wermuth L, Sørensen PS, Timm S, Christensen B, Utzon NP, Boas J, et al. Depression in idiopathic Parkinson's disease treated with citalopram: a placebo-controlled trial. *Nord J Psychiatry* 2009; **52**: 163–9.
  - 149 Wiart L, Petit H, Joseph PA, Mazaux JM, Barat M. Fluoxetine in early poststroke depression: a double-blind placebo-controlled study. *Stroke* 2000; **31**: 1829–32.
  - 150 Wohlreich MM, Sullivan MD, Mallinckrodt CH, Chappell AS, Oakes TM, Watkin JG, et al. Duloxetine for the treatment of recurrent major depressive disorder in elderly patients: treatment outcomes in patients with comorbid arthritis. *Psychosomatics* 2009; **50**: 402–12.
  - 151 Wroblewski BA, Joseph AB, Cornblatt RR. Antidepressant pharmacotherapy and the treatment of depression in patients with severe traumatic brain injury: a controlled, prospective study. *J Clin Psychiatry* 1996; **57**: 582–7.
  - 152 Yazıcı AE, Erdem P, Erdem A, Yazıcı K, Acar ŞT, Başterzi AD, et al. Depresyonu Olan Son Dönem Böbrek Yetmezliği Hastalarında Escitalopramin Etkinliği ve Tolerabilitesi: Bir Açık Plasebo Kontrollü Çalışma. [Efficacy and tolerability of escitalopram in depressed patients with end stage renal disease: an open placebo-controlled study.] *Klin Psikofarmakol Bülteni-Bull Clin Psychopharmacol* 2016; **22**: 23–30.
  - 153 Zheng AL, Qi WH, Hu DY, Cai NS, Ge JB, Fan WH, et al. Effects of antidepressant therapy in patients with suspected 'angina pectoris' and negative coronary angiogram complicating comorbid depression. *Zhonghua Xin Xue Guan Bing Za Zhi* 2006; **34**: 1097–100.



- 154 Zisook S, Peterkin J, Goggin KJ, Sledge P, Atkinson JH, Grant I. Treatment of major depression in HIV-seropositive men. HIV Neurobehavioral Research Center Group. *J Clin Psychiatry* 1998; **59**: 217–24.
- 155 Zoger S, Svedlund J, Holgers KM. The effects of sertraline on severe tinnitus suffering – a randomized, double-blind, placebo-controlled study. *J Clin Psychopharmacol* 2006; **26**: 32–9.
- 156 Rampello L, Alvano A, Chiechio S, Raffaele R, Vecchio I, Malaguarnera M. An evaluation of efficacy and safety of reboxetine in elderly patients affected by 'retarded' post-stroke depression. A random, placebo-controlled study. *Arch Gerontol Geriatr* 2005; **40**: 275–85.
- 157 Bigger JT, Glassman AH. The American Heart Association science advisory on depression and coronary heart disease: an exploration of the issues raised. *Cleve Clin J Med* 2010; **77**(Suppl 3): S12–9.
- 158 Katon WJ. Epidemiology and treatment of depression in patients with chronic medical illness. *Dialogues Clin Neurosci* 2011; **13**: 7–23.

