

**INFECTION
CONTROL**®

ic

July/August 1980 Volume 1/Number 4

Editorial

Focus on Nosocomial Infections: The Israeli Method
Richard P. Wenzel, M.D.

Original Articles

A Statewide Characterization of Hospital Infection Control Practices and Practitioners

Anita L. Booth, R.N., B.S.; R. Mark Weeks, M.P.H.;
Robert H. Hutcheson, Jr., M.D., M.P.H.; and William Schaffner, M.D.

Surveillance for Nosocomial Infections: Can the Sources of Data Be Reduced?

Peter A. Gross, M.D.; Amy Beaugard, R.N.; and
Carole Van Antwerpen, R.N.

Nosocomial Klebsiella Infection in a Neonatal Unit: Identification of Risk Factors for Gastrointestinal Colonization

C. Glen Mayhall, M.D.; V. Archer Lamb, M.S., M.T.;
Cynthia M. Bitar, B.S., R.N.; Kathy B. Miller, B.S., R.N.;
Elisabeth Y. Furse, B.S., R.N.; Barry V. Kirkpatrick, M.D.;
Sheldon M. Markowitz, M.D.; James M. Veazey, Jr., M.D.;
and Francis L. Macrina, Ph.D.

Gentamicin and Tobramycin Resistant Gram-Negative Bacilli in a Community Hospital

C. Richard Magnussen, M.D.; and Maria Sammartino, R.N.;

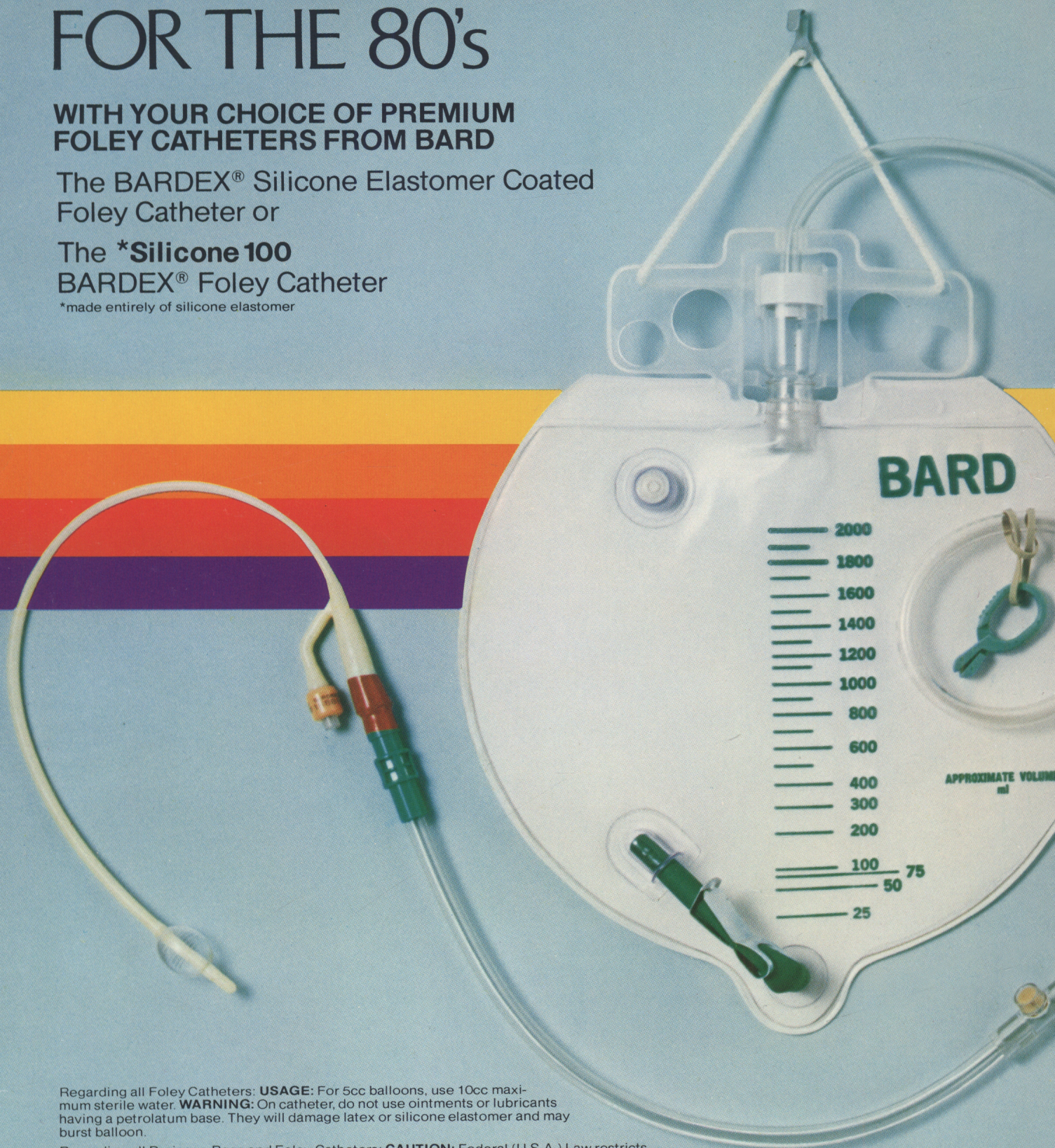
NOW A CENTER ENTRY URINARY DRAINAGE BAG FOR THE 80's

WITH YOUR CHOICE OF PREMIUM
FOLEY CATHETERS FROM BARD

The BARDEX® Silicone Elastomer Coated
Foley Catheter or

The ***Silicone 100**
BARDEX® Foley Catheter

*made entirely of silicone elastomer



Regarding all Foley Catheters: **USAGE:** For 5cc balloons, use 10cc maximum sterile water. **WARNING:** On catheter, do not use ointments or lubricants having a petrolatum base. They will damage latex or silicone elastomer and may burst balloon.

Regarding all Drainage Bags and Foley Catheters: **CAUTION:** Federal (U.S.A.) Law restricts these devices to sale by or on the order of a physician.


BARD and BARDEX are trademarks registered in the U.S. Patent and Trademark Office by C.R. Bard, Inc.

...IN A TRAY FROM BARD

THE BARD® CENTER ENTRY URINARY DRAINAGE BAG

- Round Profile/Center Entry
- Easier to Empty
- Prevents Pooling
- Better Balance

WITH THESE SPECIAL INFECTION CONTROL FEATURES



A. Exclusive BARD® Tamper-Evident Seal†

Assures a Continuous, Unbroken Catheter/Bag Link-up
Permits Opening When Needed

B. Redesigned Anti-Reflux Valve

Prevents Urine Reflux in Any Bag Position

C. Catheter Care Starter Kit

Povidone-Iodine Ointment, 4" x 4" Pad and Instructions

PLUS These Special Features

- Walleted Latex Gloves
- Patient Education Booklet
The Basics of Proper Bladder Drainage
- Calibrated Specimen Container
- 10cc Sterile Lubricant in Dispenser
- With all components sequence-packed for
Foley catheterization procedure.

† patent pending



BARD UROLOGICAL DIVISION

C.R. Bard, Inc., 111 Spring Street, Murray Hill, N.J. 07974


World Leader in Urinary Drainage Systems

© C.R. Bard, Inc.

0226

Chaston announces an important development:

Now wash your hands with a soapless, gentle to the skin cleansing bar containing povidone-iodine



Ever since povidone-iodine was compounded—more than 20 years ago—a number of companies have attempted to produce a hard milled bar containing povidone-iodine.

Chaston introduces the Povadyne® Cleansing Bar, containing povidone-iodine, U.S.P. 5%. The Povadyne® Cleansing Bar is patented. (U.S. Patent #4,130,640)

Significantly Reduces Microbial Flora on the Skin

In an in vivo test the Povadyne® Cleansing Bar reduced, on average, the microbial flora on the skin by 99%.



Free Sample and Test Data Reports

Please send me a Free sample of the Povadyne® Cleansing Bar and a copy of the Test Data Report.

IC 780

Name _____ Title _____
Dept. _____ Tel. No. _____
Hospital _____
Address _____
City _____ State _____ Zip _____

Chaston

medical and surgical products

Div. of NATIONAL PATENT DEVELOPMENT CORP.
3 Huntington Quad • Melville, New York 11747

Superior to Other Handwashing Materials

In vitro documentation demonstrates that the Povadyne® Cleansing Bar is more effective than other handwashing materials against a broad spectrum of gram positive and gram negative bacteria, including Pseudomonas, and Staphylococcus.

Unparalleled Convenience

Many hospital personnel prefer a convenient bar cleanser for handwashing even when a microbicidal liquid cleanser is present. Chaston's Povadyne® Cleansing Bar is the only povidone-iodine microbicidal skin cleanser in a convenient hard milled bar form. The Cleansing Bar has full sudsing action for effective lathering.

Gentle to the Skin

Chaston's Povadyne® Cleansing Bar is non-alkaline; it is virtually non-irritating to the skin.

Cost Effective

Each 3/4 oz. Cleansing Bar allows numerous handwashes. Approximate cost—less than 1¢ per handwash.

Send for Free Sample and Test Data Report

The Povadyne® Cleansing Bar can be an important element in your infection control program. Send for a free sample to see how convenient it is. You will also receive a Test Data Report that demonstrates how effective the Cleansing Bar is.



TABLE OF CONTENTS

INFECTION CONTROL®

ISSN-0195-9417

July/August 1980
Volume 1/Number 4

Editorial

Focus on Nosocomial Infections: The Israeli Method
Richard P. Wenzel, M.D. 225

A Statewide Characterization of Hospital Infection Control Practices and Practitioners
Anita L. Booth, R.N., B.S.; R. Mark Weeks, M.P.H.;
Robert H. Hutcheson, Jr., M.D., M.P.H.; and
William Schaffner, M.D. 227

Surveillance for Nosocomial Infections: Can the Sources of Data Be Reduced?
Peter A. Gross, M.D.; Amy Beaugard, R.N.; and
Carole Van Antwerpen, R.N. 233

Nosocomial Klebsiella Infection in a Neonatal Unit: Identification of Risk Factors for Gastrointestinal Colonization
C. Glen Mayhall, M.D.; V. Archer Lamb, M.S., M.T.;
Cynthia M. Bitar, B.S., R.N.; Kathy B. Miller, B.S., R.N.;
Elisabeth Y. Furse, B.S., R.N.; Barry V. Kirkpatrick, M.D.;
Sheldon M. Markowitz, M.D.; James M. Veazey, Jr., M.D.; and
Francis L. Macrina, Ph.D. 239

Gentamicin and Tobramycin Resistant Gram-Negative Bacilli in a Community Hospital
C. Richard Magnussen, M.D.; and Maria Sammartino, R.N. 249

Departments

Information for Authors	213	Legislative News	261
New Developments in I.C.	217	Applied Statistics in I.C.	264
Book Reviews	221	Calendar of Events	270
Letters to the Editor	253	New Products and Services	278
The Law and I.C.	257	Index to Advertisers	280

Publisher: Infection Control is published bimonthly by Charles B. Slack, Inc., 6900 Grove Road, Thorofare, New Jersey 08086. Telephones: Thorofare (609) 848-1000; New York (212) 285-9777.

Copyright 1980. Published bimonthly by Charles B. Slack, Inc., 6900 Grove Road, Thorofare, New Jersey 08086; telephone (609) 848-1000. All rights reserved. No part of this publication may be reproduced without written permission from the publisher.

Subscriptions: Subscription requests should be addressed to the publisher. Annual subscription price is: *Individual, One year—\$18.00; Two years—\$34.00; Three years—\$50.00.* All subscriptions, without exception, will start with the first issue published after the order is received. Back copies are available, but must be purchased separately. Cost per individual copy is \$4.00. All orders for individual issues must be accompanied by payment.

Change of address: Notice should be sent to the publisher six weeks in advance of effective date. Include old and new addresses with zip codes. The publisher cannot accept responsibility for undelivered copies. Controlled circulation postage is paid at Thorofare, New Jersey 08086.

As of Volume 1, Number 1, *INFECTION CONTROL*, is listed in *Current Contents—Clinical Practice*.

BPA audit applied for.

In serious intra-abdominal and pelvic infections...

The clinical importance and virulence of *Bacteroides fragilis*

Clinical importance of *B. fragilis*

Bacteroides fragilis is a major anaerobic pathogen in abdominal and pelvic infections. Both aerobes and anaerobes are involved in the majority of serious intra-abdominal and female pelvic infections. Therefore, early antimicrobial therapy against both pathogens should be considered.

Two studies have confirmed the value of including *Cleocin Phosphate*[™] (clindamycin phosphate injection, NF) as part of the therapy for serious intra-abdominal and pelvic infection.

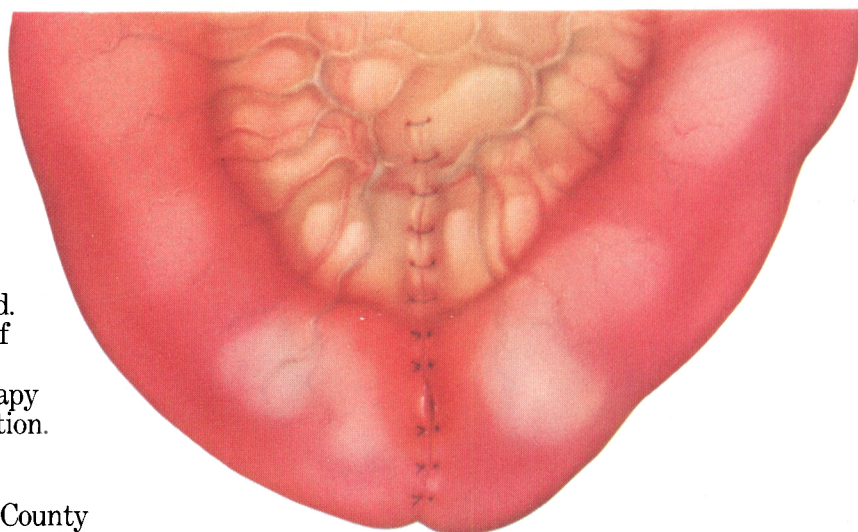
Penetrating abdominal wounds

In a prospective, randomized study at Cook County Hospital, Chicago, 100 patients who had penetrating abdominal wounds, with spillage of bowel contents, were given kanamycin (0.5 gram q12h) and either clindamycin (600 mg q6h) or cephalothin (3 grams q6h).¹ The clindamycin/kanamycin-treated group showed significantly fewer episodes of septicemia or intra-abdominal sepsis. The higher complication rate in the cephalothin/kanamycin group was the result of infections due to anaerobic bacteria alone or a mixture of aerobes and anaerobes (see Table 1).

	Cephalothin/ Kanamycin	Clindamycin/ Kanamycin
Number of patients	52	48
Septic complications		
Septicemia	7	2
Intra-abdominal abscesses	7	3
Total complications	14	5

Postcesarean endomyometritis

In a prospective, randomized study at the University of Southern California Medical Center among



200 women who developed endomyometritis following cesarean section, the clinical response was more favorable in those receiving clindamycin (600 mg q6h) and gentamicin (60-80 mg q8h) than in those receiving penicillin (5 million units q6h) and gentamicin (60-80 mg q8h) (see Table 2).²

	Penicillin/ Gentamicin	Clindamycin/ Gentamicin
Number of patients	100	100
No response—third antibiotic required	29	5
Serious complications*	4	0
Mean duration of hospital stay (days)	8.7	7.4
Mean febrile degree hours	110	81
Mean febrile degree hours in eight patients who developed <i>Bacteroides</i> bacteremia	256.4 (n = 6)	73.4 (n = 2)

* 1 patient with pelvic abscess, 1 with wound evisceration, and 2 with septic thrombophlebitis.

Adapted from Ledger et al.²

The foregoing studies suggest that early treatment with *Cleocin Phosphate* in combination with an aminoglycoside is effective therapy in these serious infections and can prevent progression to more complicated and disseminated infection.



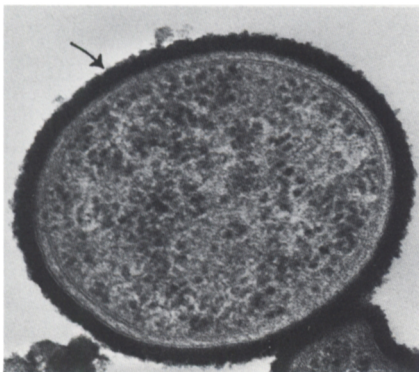
Virulence of *B. fragilis*

As clinical studies have shown, antibiotics active against *B. fragilis* must be instituted early in the course of therapy for serious pelvic and abdominal infection to prevent complications due to this organism.

Research is currently being conducted to better define the virulence of *B. fragilis*.

Specific antigenic marker

Investigators at the Harvard Medical School have identified a capsular polysaccharide on the outer membrane of *B. fragilis*. In an experimental model, an antibody response to this antigen was associated with *B. fragilis* infection. The clinical significance of this antibody-antigen relationship is unknown.



Electron micrograph of *B. fragilis* stained by standard techniques ($\times 120,000$). A capsular polysaccharide has been identified on the outer membrane (arrow).

A subsequent clinical study has shown that in the acute phase of pelvic inflammatory disease, women from whom *B. fragilis* was cultured after culdocentesis had a more significant change in antibody titer to the polysaccharide antigen than did women from whom *B. fragilis* was not isolated.

These data suggest that *B. fragilis* may play a significant role in acute pelvic inflammatory disease and may be involved early in the infectious process.

Antibiotic susceptibility

Cleocin Phosphate has maintained an excellent record of *in vitro* activity against *B. fragilis*.

If significant diarrhea or colitis occurs during therapy, this antibiotic should be discontinued (see WARNING box). A summary of prescribing information for *Cleocin Phosphate*—used in the treatment of serious infections due to anaerobic pathogens—can be found on the following page.

For serious
anaerobic infections...

Cleocin Phosphate[™]
(clindamycin phosphate injection, NF)

STERILE SOLUTION—FOR INTRAMUSCULAR AND INTRAVENOUS USE

Upjohn

Cleocin Phosphate™

(clindamycin phosphate injection, NF)

STERILE SOLUTION—FOR INTRAMUSCULAR AND INTRAVENOUS USE

WARNING

Clindamycin therapy has been associated with severe colitis which may end fatally. Therefore, it should be reserved for serious infections where less-toxic antimicrobial agents are inappropriate, as described in the INDICATIONS section. It should not be used in patients with nonbacterial infections, such as most upper respiratory tract infections. Studies indicate a toxin(s) produced by *Clostridia* is one primary cause of antibiotic-associated colitis. Cholestyramine and colestipol resins have been shown to bind the toxin in vitro. See WARNINGS section. The colitis is usually characterized by severe, persistent diarrhea and severe abdominal cramps and may be associated with the passage of blood and mucus. Endoscopic examination may reveal pseudomembranous colitis.

When significant diarrhea occurs, the drug should be discontinued or, if necessary, continued only with close observation of the patient. Large-bowel endoscopy has been recommended.

Antiperistaltic agents such as opiates and diphenoxylate with atropine (Lomotil) may prolong and/or worsen the condition.

Diarrhea, colitis, and pseudomembranous colitis have been observed to begin up to several weeks following cessation of therapy with clindamycin.

Each ml contains:

clindamycin phosphate	150 mg
equivalent to	clindamycin
benzyl alcohol5 mg
disodium edetate	0.5 mg
water for injection	qs

When necessary, pH adjusted with NaOH and/or HCl.

Indications: Clindamycin is indicated in the treatment of serious infections caused by susceptible anaerobic bacteria.

Clindamycin is also indicated in the treatment of serious infections due to susceptible strains of streptococci, pneumococci, and staphylococci. Its use should be reserved for penicillin-allergic patients or other patients for whom, in the judgment of the physician, a penicillin is inappropriate. Because of the risk of colitis, as described in the WARNING box, before selecting clindamycin the physician should consider the nature of the infection and the suitability of less-toxic alternatives (eg, erythromycin).

Anaerobes: Serious respiratory tract infections such as empyema, anaerobic pneumonitis, and lung abscess; serious skin and soft-tissue infections; septicemia; intra-abdominal infections such as peritonitis and intra-abdominal abscess (typically resulting from anaerobic organisms resident in the normal gastrointestinal tract); infections of the female pelvis and genital tract such as endometritis, nongonococcal tubo-ovarian abscess, pelvic cellulitis, and postsurgical vaginal cuff infection.

Streptococci: Serious respiratory tract infections; serious skin and soft-tissue infections; septicemia.

Staphylococci: Serious respiratory tract infections; serious skin and soft-tissue infections; septicemia; acute hematogenous osteomyelitis.

Pneumococci: Serious respiratory tract infections.

Adjunctive Therapy: In the surgical treatment of chronic bone and joint infections due to susceptible organisms. Indicated surgical procedures should be performed in conjunction with antibiotic therapy.

Bacteriologic studies should be performed to determine the causative organisms and their susceptibility to clindamycin.

Contraindications: History of hypersensitivity to clindamycin or lincomycin.

Warnings: See WARNING box. Studies indicate a toxin(s) produced by *Clostridia* is one primary cause of antibiotic-associated colitis. Cholestyramine and colestipol resins have been shown to bind the toxin in vitro. Mild cases of colitis may respond to drug discontinuance alone. Moderate to severe cases should be managed promptly with fluid, electrolyte, and protein supplementation as indicated. Systemic corticoids and corticoid retention enemas may help relieve the colitis. Other causes of colitis should also be considered.

A careful inquiry should be made concerning previous sensitivities to drugs and other allergens. Antagonism has been demonstrated between clindamycin and erythromycin in vitro. Because of possible clinical significance, these two drugs should not be administered concurrently.

Usage in Pregnancy: Safety for use in pregnancy has not been established.

Usage in Newborns and Infants: When clindamycin phosphate is administered to newborns and infants, appropriate monitoring of organ system functions is desirable.

Nursing Mothers: Clindamycin has been reported to appear in breast milk in the range of 0.7 to 3.8 mcg/ml.

Usage in Meningitis: Since clindamycin does not diffuse adequately into the cerebrospinal fluid, the drug should not be used in meningitis.

SERIOUS ANAPHYLACTOID REACTIONS REQUIRE IMMEDIATE EMERGENCY TREATMENT WITH EPINEPHRINE. OXYGEN AND INTRAVENOUS CORTICOSTEROIDS SHOULD ALSO BE ADMINISTERED AS INDICATED.

Precautions: Review of experience to date suggests that a subgroup of older patients with associated severe illness may tolerate diarrhea less well. When clindamycin is indicated in these patients, they should be carefully monitored for change in bowel frequency. Prescribe with caution in individuals with a history of gastrointestinal disease, particularly colitis.

Do not inject intravenously as an undiluted bolus; infuse as directed in package insert. Indicated surgical procedures should be performed in conjunction with therapy. Patients with very

severe renal disease and/or very severe hepatic disease accompanied by severe metabolic aberrations should be dosed with caution and serum clindamycin levels monitored during high-dose therapy.

Prescribe with caution in atopic individuals. During prolonged therapy, periodic liver and kidney function tests and blood counts should be performed. Use may result in overgrowth of nonsusceptible organisms, particularly yeasts. Should superinfection occur, adjust therapy as clinical situation dictates. Clindamycin has been shown to have neuromuscular blocking properties that may enhance the action of other neuromuscular blocking agents. Use with caution in patients receiving such agents.

Adverse Reactions: **Gastrointestinal:** Abdominal pain, nausea, vomiting, and diarrhea. (See WARNING box.) **Hypersensitivity Reactions:** Maculopapular rash and urticaria have been observed. Generalized mild to moderate morbilliform-like skin rashes are the most frequently reported of all adverse reactions. Rare instances of erythema multiforme, some resembling Stevens-Johnson syndrome, have been associated with clindamycin. A few cases of anaphylactoid reactions have been reported. If a hypersensitivity reaction occurs, the drug should be discontinued. The usual agents (epinephrine, corticosteroids, antihistamines) should be available for emergency treatment of serious reactions. **Liver:** Jaundice and abnormalities in liver function tests have been observed during clindamycin therapy. **Hematopoietic:** Neutropenia, eosinophilia, agranulocytosis, and thrombocytopenia have been reported; no direct etiologic relationship to concurrent clindamycin therapy has been made. **Local Reactions:** Pain, induration, and sterile abscess have been reported after intramuscular injection, and thrombophlebitis after intravenous infusion. Reactions can be minimized or avoided by giving deep intramuscular injections and avoiding prolonged use of indwelling intravenous catheters. **Musculoskeletal:** Rare instances of polyarthritis have been reported.

How Supplied: Available as sterile solution with each ml containing clindamycin phosphate equivalent to 150 mg clindamycin. Ampoules of 2 and 4 ml.

Caution: Federal law prohibits dispensing without prescription. MED B-7-S

References: 1. Thadepalli H, Gorbach SL, Broido PW, Norsen J, Nyhus L: Abdominal trauma, anaerobes, and antibiotics. *Surg Gynecol Obstet* 137:270-276, 1973. 2. DiZerega G, Yonekura L, Roy S, Nakamura RM, Ledger WJ: A comparison of clindamycin-gentamicin and penicillin-gentamicin in the treatment of postcesarean section endomyometritis. *Am J Obstet Gynecol* 134:238-242, 1979.

The Upjohn Company, Kalamazoo, Michigan 49001

Upjohn

For serious
anaerobic infections...

Cleocin Phosphate™
(clindamycin phosphate injection, NF)

STERILE SOLUTION—FOR INTRAMUSCULAR AND INTRAVENOUS USE





Vestal Lotion Soap Helps You Keep a Soft Touch Through a Hard Day.

Frequent hand washing is an important part of every nursing duty. And frequent washing can be hard on your hands.

That's why cosmetic quality Vestal Lotion Soap contains skin moisturizers, conditioners and emollients to help soften and smooth your hands. Wash with Vestal Lotion Soap and your touch will be gentle and comforting as it should be. Vestal Lotion Soap smells good, too.

And the disposable quarts and free dispenser make Vestal Lotion Soap economical. Try it in your hospital.

Fill out the attached coupon and experience the gentleness and economy of Vestal Lotion Soap.



IC 780

Mail to:
Vestal Laboratories
5035 Manchester
St. Louis, Missouri 63110

I would like a free sample of Vestal Lotion Soap.

Name _____ Title _____
Hospital _____
Address _____
City _____ State _____ Zip _____
Phone _____



Vestal Laboratories
A Division of Chemed Corporation
St. Louis, Missouri 63110

The Standard of Professionals

CLEAN HANDS...
**illusion
or reality?**

NO NEED
TO GUESS WITH
HIBICLENS[®]

(chlorhexidine gluconate)
**ANTIMICROBIAL
SKIN CLEANSER**

EFFECTIVE

Rapid, persistent
antimicrobial action against a
wide range of microorganisms

VIRTUALLY NON-IRRITATING
Low sensitization potential

PLEASANT TO USE
Elegant feel, lightly scented—leaves skin
smooth and supple even with repeated use



STUART PHARMACEUTICALS | Division of ICI Americas Inc.
Wilmington, DE 19897