

IMPROVEMENT OF THE OPTICAL REFERENCE SYSTEM BY PHOTOGRAPHIC ASTROMETRY: FIRST RESULTS OF SIMULATIONS WITH GLOBAL BLOCK ADJUSTMENT METHODS

N. ZACHARIAS

Hamburger Sternwarte, Gojenbergsweg 112
2050 Hamburg 80, FRG

ABSTRACT. Block adjustment (BA) simulations of an entire hemisphere show major improvements in individual as well as systematic accuracy of star positions obtained by photographic astrometry, independent of systematic errors of the reference star catalog used. Results for the accuracy estimates obtained from a patch-like plate pattern in the sky are not valid for closed plate pattern. The importance of BA methods for the realisation of a reference system is stressed.

1 Introduction

A review of the principles and applications of the simultaneous adjustment of overlapping plates, known as block adjustment (BA), has been published recently (Eichhorn 1988). The algorithm adopted here is based on that of Googe et.al. (1970); further details can be found elsewhere (Zacharias 1987).

This paper deals only with simulations, but the data structure of the CPC2 project (Nicholson et.al. 1984, Zacharias et.al. 1991) is widely used. Contrary to most other investigations of the accuracy obtainable with a BA, we investigate here a global pattern, i. e. a closed zone and an entire hemisphere, following Ebner (1970). Furthermore, typical systematic errors of the current FK5 based system (Morrison et.al. 1990), depending on the coordinates in the sky, are introduced to show their influence on the positions obtained from a BA solution.

2 Cape Zone Simulation

For a first investigation, the data structure of the Cape Zone of the CPC2 was used, with details listed in Table 1. The positions of that catalog are defined as error free (true) and then projected onto the corresponding plates. Random errors with normal

distribution $N(\sigma, 0)$ are added to the x, y -coordinates as well as to the reference star positions according to Table 1.

Furthermore, a constant offset is added to the declinations of all reference stars within $-50^\circ \leq \delta \leq -48^\circ$, thus

$$\delta_{ref.cat} := \delta_{true} + N(\sigma_{ref}, 0) + 100mas$$

to simulate a systematic error in the reference star catalog.

Results of a BA with appropriate weights but no additional constraints on the 8 parameter plate model (full linear + plate tilt terms) are summarized in Table 2. Fig. 1 shows the mean of the declination differences (BA-true), taken over all stars along right ascension. The amplitude of the systematic error is reduced by about a factor of 3. Similar calculations with the Cape Zone, adding long periodic systematic waves along right ascension, show that these could not be removed by BA methods. Details can be found elsewhere (Zacharias 1987).

3 Global I

This first test covering an entire hemisphere with a 4-fold overlap pattern uses a large plate size to minimize CPU time. In addition to the plate model already mentioned, an orthogonal plate model was used as well. Details are given in Table 1 and 2. The following systematic error in declination was added to the reference star positions for those stars within the RA range of $6^h \leq \alpha \leq 12^h$:

$$\Delta\delta_{sys.err.} = 150mas \cos(4 \delta)$$

The resulting declination differences (ref.cat.-true) and (BA-true) for the 8 and 4 parameter plate model are displayed in Fig. 2,3 and 4 respectively. Note the amplitude of the systematic error is reduced by a factor of about 3 and 6 respectively in the two BA solutions !

4 Global II

The full CPC2 data structure with 5695 plates is used in the Global II simulation. Similar to Global I, a systematic error was added to the reference star positions, now for those stars within the RA range of $6^h \leq \alpha \leq 9^h$:

$$\Delta\delta_{sys.err} = 150mas \cos(8 \delta)$$

For all reference stars within this RA range, the resulting differences (BA-true) and (ref.cat.-true) are combined in Fig.5. The corresponding differences (BA-true) for all stars of this RA range are shown in Fig. 6. The amplitude of the systematic error is reduced by at least a factor of 10 in the BA solution, despite the small plate size and large number of plates used here. Note also the very low value for $\sigma(BA - true)$ which is even below σ_{xy}/\sqrt{n} due to the powerful constraint set by the global closed pattern of plates (Ebner 1970).

5 Conclusions

A BA of a global closed 4-fold overlap pattern of plates gives a further major improvement in random and systematic accuracy of star positions as compared to BA results obtained from smaller unclosed patches of overlapping plates. Catalog accuracies below σ_{xy}/\sqrt{n} are possible even with a large number of plates (many thousands).

We like to stress the potential of current photographic astrometry for the homogenisation of the present reference *system* on scales of about 20° , independent of transit circle observations. A complete and homogeneous catalog for all stars down to about 13^m could be established by these means. More details can be found elsewhere (de Vegt 1988).

Furthermore the BA results seem to be largely *independent* of the *plate size*. Thus a future dedicated astrometric telescope (de Vegt 1989) with only a 2° field but which will reach magnitude 18^m , could provide a direct link to the extragalactic reference frame, independent of present reference star catalogs (Clube 1968) which will be used only for the conventional single plate adjustment to provide starting values for the final BA.

Of course all results presented here are valid only when there are no systematic errors in the photographic data. Using modern techniques and a calibration with quasi error-free positions from a future HIPPARCOS catalog, it will be possible to meet these requirements to at least one micron level of precision.

6 Acknowledgements

The author thanks Prof. Dr. K. Hasselmann, director of the DKRZ at Hamburg, for allocation of computer time on the Cray-2S. The friendly assistance of the advisory team at the DKRZ is gratefully acknowledged. Comments and corrections on the draft paper by A. Murray and L. Morrison have been very helpful.

7 References

- Clube, S.V.M.: 1968, In: *Highlights of Astronomy*, Dordrecht (Reidel), pp. 347-351
 de Vegt, Chr.: 1988, In: *Mapping the Sky*, IAU Symp. 133, 211
 de Vegt, Chr.: 1989, In: *Star catalogues: A centennial tribute to A.N. Vyssotsky*, Contr. Van Vleck Obs. 8, 51
 Ebner, H.: 1970, *Astron. Nachr.* 292, 65
 Eichhorn, H.: 1988, In: *Mapping the Sky*, IAU Symp. 133, 177
 Goge, W. D., Eichhorn, H., Lukac, C. F.: 1970, *Monthly Notices Roy. Astron. Soc.* 150, 35
 Morrison, L.V., Argyle, R.W., Helmer, L., Fabricius, C., Einicke, O.H., Quijano, L., Muinos, J.L.: 1990, In: *Inertial coordinate systems on the sky*, IAU Symp. 141, 391
 Nicholson, W., Penston, M. J., Murray, C. A., de Vegt, Chr.: 1984, *Monthly Notices Roy. Astron. Soc.* 208, 911
 Zacharias, N.: 1987, Ph.D. Thesis, University of Hamburg
 Zacharias, N., de Vegt, Chr.: 1991, in prep. for *Astron. Astrophys.*

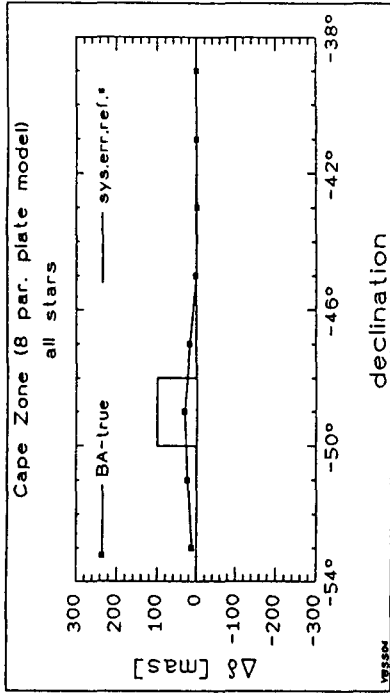


Fig. 1: Simulation of a systematic error in the reference star catalog in the CPC2 Cape Zone and the corresponding BA result.

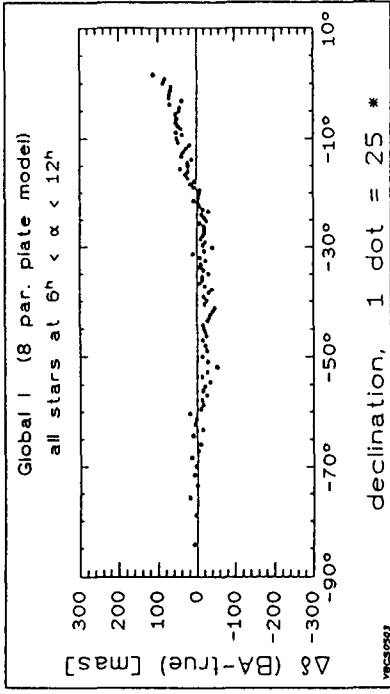


Fig. 3: Results of the BA simulation Global I with an 8 parameter plate model for the same region in the sky as for Fig. 2.

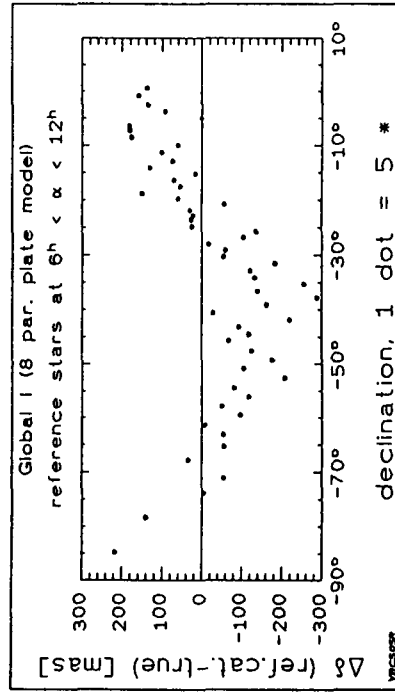


Fig. 2: Declination error of reference stars as function of declination used in the simulation Global I.

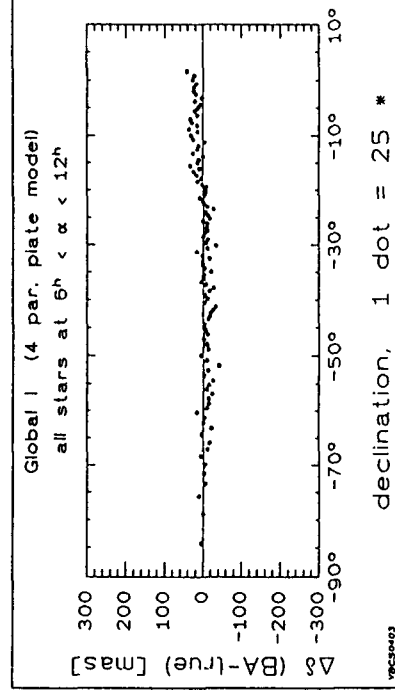


Fig. 4: Similar to Fig. 3 but with an orthogonal 4 parameter plate model.

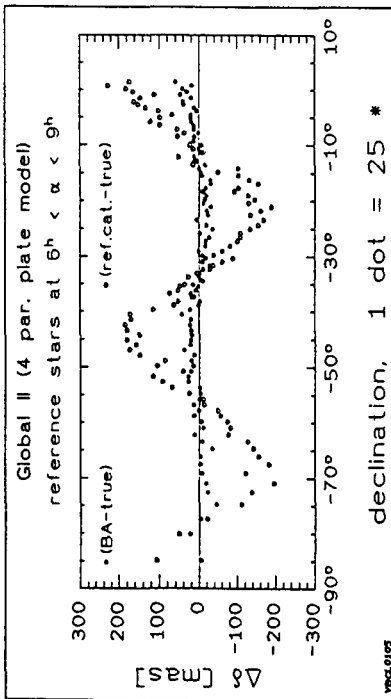


Fig.5: Declination error of reference stars as function of declination used in the simulation Global II. Superposed is the BA result of the same stars.

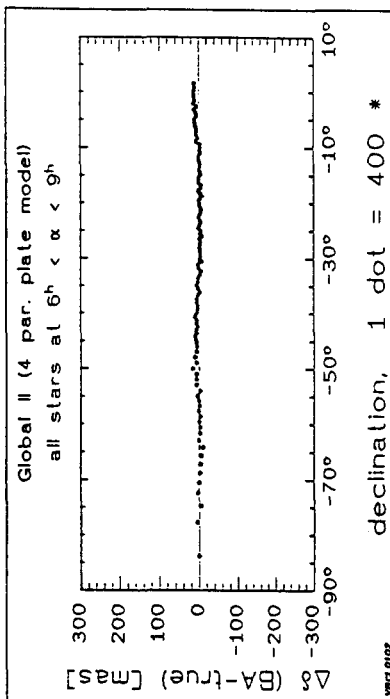


Fig.6: Results of the BA simulation Global II with a 4 parameter plate model for all stars in the same region in the sky as for Fig.5.

Table 1. Data structure of simulations

overlap pattern plate center plate size n of plates n of stars n of ref. stars stars / plate ref.stars / plate σ_{ref} σ_{2y}	Cape Zone		Global I		Global II	
	reg. 4-fold $-52^\circ \le \delta \le -40^\circ$ 4° 1008	reg. 4-fold $-90^\circ \le \delta \le 0^\circ$ 20° 265	reg. 4-fold $-90^\circ \le \delta \le 0^\circ$ 20° 265	reg. 4-fold $-90^\circ \le \delta \le 0^\circ$ 20° 265	reg. 4-fold $-90^\circ \le \delta \le 0^\circ$ 4° 5695	reg. 4-fold $-90^\circ \le \delta \le 0^\circ$ 4° 5695
	51000	9209	9209	276259		
	3300	920	920	18816		
	200	140	140	200		
	13	14	14	13		
	136 mas	150 mas	150 mas	150 mas		
	110 mas	120 mas	120 mas	120 mas		

Table 2: Results of BA simulations (units are mas)

	Cape Zone	Global I	Global I	Global I	Global II
n of plate const.	8	8	4	4	4
n of unknowns	8064	2120	1060	22780	
differences (BA-true) for all stars:					
$\Delta \alpha \cos \delta$	-18 *	-3.9	-1.9	-0.1	
$\Delta \delta$	11	3.8	3.2	-0.1	
$\sigma(\Delta \alpha \cos \delta)$	51	62.2	59.5	55.5	
$\sigma(\Delta \delta)$	53	66.1	61.0	55.4	

*) NOTE: there are also system. errors added in right ascension, not dealt with here.