

REVISIONS AND EXTENSION OF THE HOHENHEIM OAK AND PINE CHRONOLOGIES: NEW EVIDENCE ABOUT THE TIMING OF THE YOUNGER DRYAS/PREBOREAL TRANSITION

MARCO SPURK,¹ MICHAEL FRIEDRICH,¹ JUTTA HOFMANN,¹ SABINE REMMELE,¹
BURKHARD FRENZEL,¹ HANNS HUBERT LEUSCHNER² and BERND KROMER³

ABSTRACT. Oak and pine samples housed at the Institute of Botany, University of Hohenheim, are the backbone of the early Holocene part of the radiocarbon calibration curve, published in 1993 (Becker 1993; Kromer and Becker 1993; Stuiver and Becker 1993; Vogel *et al.* 1993). Since then the chronologies have been revised. The revisions include 1) the discovery of 41 missing years in the oak chronology and 2) a shift of 54 yr for the oldest part back into the past. The oak chronology was also extended with new samples as far back as 10,429 BP (8480 BC). In addition, the formerly tentatively dated pine chronology (Becker 1993) has been rebuilt and shifted to an earlier date. It is now positioned by ¹⁴C matching at 11,871–9900 BP (9922–7951 BC) with an uncertainty of ±20 yr (Kromer and Spurk 1998). With these new chronologies the ¹⁴C calibration curve can now be corrected, eliminating the discrepancy in the dating of the Younger Dryas/Preboreal transition between the proxy data of the GRIP and GISP ice cores (Johnsen *et al.* 1992; Taylor *et al.* 1993), the varve chronology of Lake Gościąg (Goslar *et al.* 1995) and the pine chronology (Becker, Kromer and Trimborn 1991).

INTRODUCTION

After Bernd Becker's death in February 1994, we tried to close the so-called "Hallstatt gap", which was a gap in Hohenheim chronology as it existed in 1993. To accomplish this, the authors at Hohenheim checked the correctness of each single sample of the Hohenheim chronology, using modern methods to check their dating. If there was reason to doubt the correctness of the ring-width pattern originally measured, the samples were measured anew. This task was supplemented by an identification of trees with growth disturbances caused by insect damage; such trees were excluded from the chronology. This triple check, and a comparison with the Göttingen oak chronology, confirmed Becker's work for the most part but also located two weak points in the oak chronology, and one in the Preboreal pine chronology. These minor revisions in the two long Hohenheim chronologies, and the collection of new samples that enabled the backwards extension of the oak chronology by almost 500 yr, resulted in a new link to the Preboreal pine chronology. Both the extension and the revisions are explained in this paper.

COMPARISON OF HOHENHEIM AND GÖTTINGEN CHRONOLOGIES: THE 41-YR SHIFT AT 5242 BC

The two South German oak chronologies from Hohenheim and Göttingen were constructed based on wood collected during the last 30 years (Leuschner 1992; Becker 1993). Most of the wood for both chronologies comes from gravel in the bed of the Main River, near the Franconian town of Bamberg. The chronologies were established independently of one another in most parts. A comparison of both chronologies revealed a 41-yr offset in the pre-5242 BC part. Detailed investigations showed that these 41 years were missing between 5242 and 5283 BC (7191 and 7232 BP)⁴ from the Hohenheim chronology as published in 1993. The difficulty was caused by two samples labeled Sand 29 and Sand 33, which had been measured erroneously. After renewed measurements of these samples and the reestablishment of the pre-5100 BC section independently from the Göttingen chronology, formerly undated tree sections covering the missing years were located and inserted into the

¹University of Hohenheim, Institute of Botany, D-70593 Stuttgart, Germany

²University of Göttingen, Albrecht-v.-Haller-Institute for Plant Sciences, D-37075 Göttingen, Germany

³Heidelberg Academy of Sciences, Institute of Environmental Physics, INF 366, D-69120 Heidelberg, Germany

⁴Conversion from BC-age to BP-age: BP-age = BC-age + 1950 – 1. (The 1 must be subtracted due to the lack of the year zero in the BC time scale.) All BP ages in this paper represent real calendar years unless otherwise indicated.

Hohenheim chronology. This resulted in a perfect ring-width synchronization of the Hohenheim to the Göttingen oak chronologies back to the end of the absolute Göttingen chronology at 7197 BC (9147 BP) (Leuschner 1992) (Fig. 1). The pre-7197 BC part of the Hohenheim chronology also displays perfect synchronization to a 578-yr-long floating sequence in the Göttingen chronology. Both long oak chronologies from Germany are now, for the first time, mutually corroborative back to 7736 BC (9685 BP).

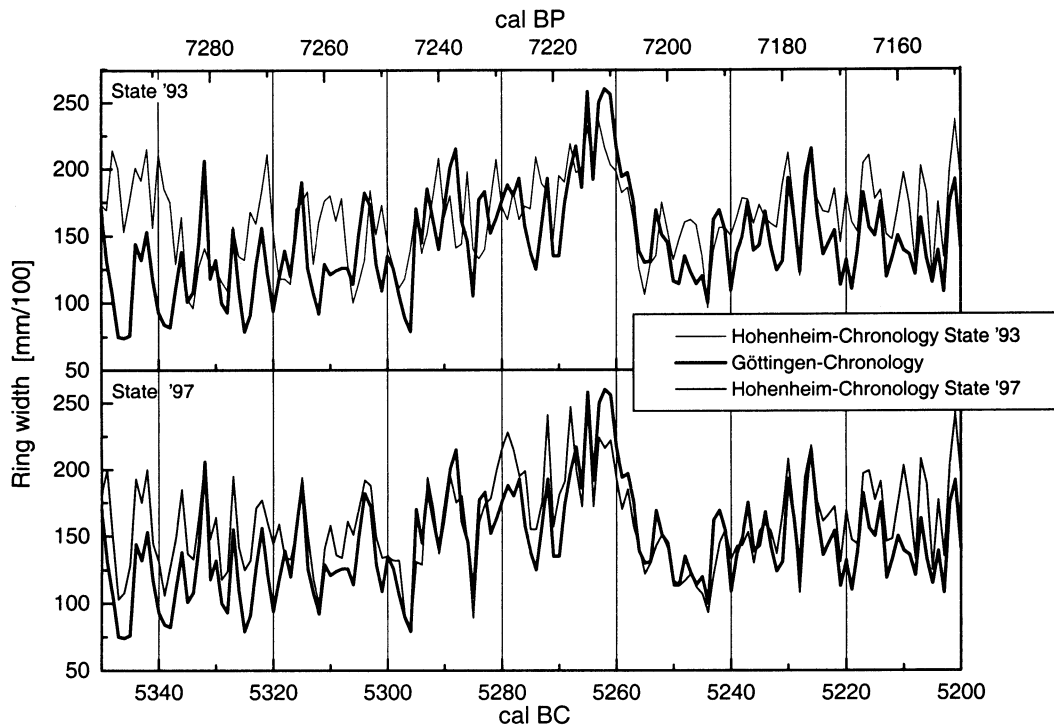


Fig. 1. Similarity of the Göttingen and Hohenheim chronologies in 1993 (State '93) and in 1997 (State '97) after the correction of the Hohenheim chronology. The statistical parameters after the correction are: Gleichläufigkeit = 77.9%, $t\text{-value}_{\text{Baillie}} = 82.0$.

BRIDGING THE WEAK POINT AT 7800 BC: THE 54-YR SHIFT

All samples from the rivers Main, Regnitz and Naab (Main River chronology) were reexamined, disclosing a weak point at 7800 BC. During this period, the overlap was too short and the number of samples too low to qualify as a dendromatch. The overlap of the older “floating” part with the younger absolute oak chronology was only 35 yr long. Becker (1993) tried to improve this situation using the tree sample “Stettfeld 181”, but this synchronization was not convincing and the tree was removed from the chronology. As a consequence, the pre-7792 BC section of the chronology, which had formerly been absolutely dated, was declared to be a floating 230-yr-long oak section (Kromer *et al.* 1996).

During the work reported here, four trees were found bridging this gap. The 210-yr-long chronology of these trees, labeled “bridging section”, displays convincing similarity to the absolute part of the chronology and to the floating section, when the floating section is shifted back 54 yr (Fig. 2). The combination of the 41-yr and the 54-yr shifts pushes the oldest samples of the previously published

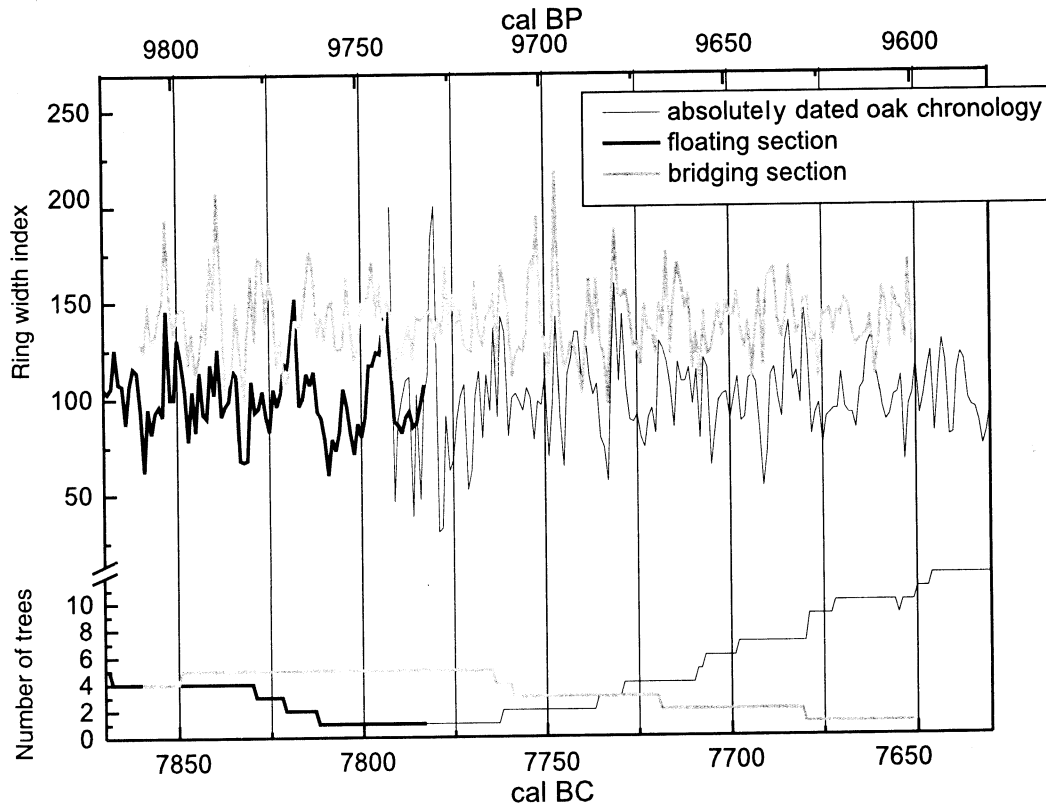


Fig. 2. Bridging the weak point at 7792 BC with a group of four trees (bridging section). The floating section has to be shifted by 54 yr to older ages (95 yr if the 41-yr shift at 5242 BC is included). Statistical parameters: bridging section/floating section, Gleichläufigkeit = 72%, $t\text{-value}_{\text{Baillie}}$ = 5.2; bridging section/absolutely dated oak-chronology, Gleichläufigkeit: 68%, $t\text{-value}_{\text{Baillie}}$: 6.6.

oak chronology back to 8117 BC. Accordingly, the absolute oak chronology started at 8117 BC (10,066 BP).

With these errors recognized, the dendroscale of the Hohenheim oak chronology and consequently the ^{14}C calibration curve has to be revised. The previously published pre-5242 BC (pre-7191 BP) ^{14}C calibration must be shifted by 41 yr (Kromer *et al.* 1996) and the pre-7792 BC (pre-9741 BP) ^{14}C calibration must be shifted by 95 yr (41 + 54) to older ages. Both corrections solved hitherto existing problems in the ^{14}C calibration described in Kromer and Spurk (1998). Newly dated samples with shifts differing from the 41-yr or 54-yr shifts are labeled in Table 1.

TABLE 1. Numbers of the Oak Samples with Shifts Differing from the 41-yr or 54-yr Shifts

Heidelberg Lab No.	Shift to older ages
8510, 8511, 8518, 8519, 8524, 8525, 8544	11 yr
8141, 8140, 8144, 8244	30 yr

EXTENSION OF THE OAK CHRONOLOGY BACK TO 8480 BC

Besides those already mentioned, new trees were found that enabled an extension of the absolutely dated oak chronology back to 8480 BC (10,429 BP). This was done in two steps. First, a tree was found that fitted onto the end of the absolute oak chronology and extended it back to 8239 BC (10,188 BP). Second, a 507-yr-long floating chronology from the upper Rhine valley (Rhine chronology 9b) was linked to the absolute part of the chronology, which was established primarily with wood from the Main River. Here, key positions are occupied by three trees (Rhine chronology 9a) showing perfect ring width synchronization to the absolute part, as well as to the Rhine chronology 9b (Fig. 3). As a result, the Rhine chronologies 9a and 9b were absolutely dated, extending the absolute oak chronology back to 8480 BC (10,429 BP).

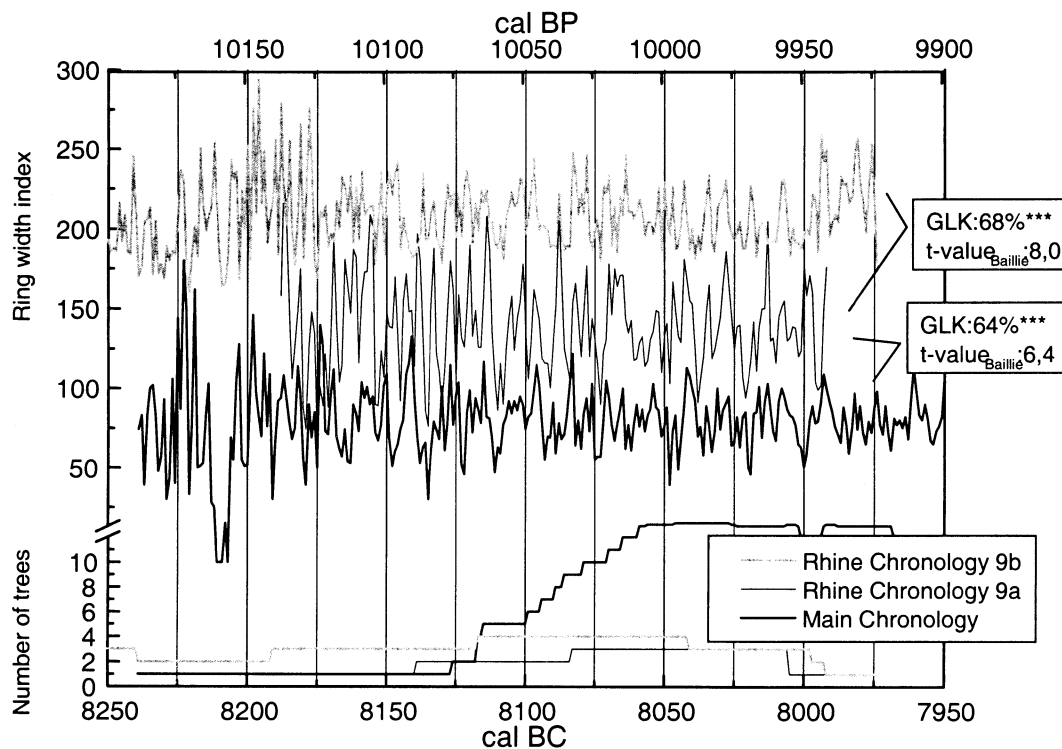


Fig. 3. Extension of the absolute oak chronology with samples from the Rhine River back to 8480 BC. A group of 3 trees (Rhine Chronology 9a) could be dated with the absolute Main chronology. This group perfectly matches the 507-yr-long floating sequence from the Rhine River (Rhine chronology 9b), thus anchoring this sequence.

Matching ^{14}C data of decadal samples from the oak extension to those of Preboreal pine resulted in a new, reliable ^{14}C link between the absolute oak chronology and the Preboreal pine chronology (see next section).

LINKING THE PREBOREAL PINE CHRONOLOGY WITH THE OAK CHRONOLOGY

In 1993 the Preboreal pine chronology (PPC) was dated by ^{14}C and tentatively linked to the oak chronology by B. Becker (1993). In 1996 this tentative link was revised by the authors. Detailed investigation into the long-term ^{14}C trend and the absence of convincing dendrochronological simi-

larity between the two chronologies resulted in a 120-yr backward shift of the PPC, with a confidence interval of *ca.* ± 80 yr (Björck *et al.* 1996).

Now that the oak chronology starts prior to the ^{14}C plateau at 8800 ^{14}C yr BP, it displays the sharp ^{14}C age increase between 8900 and 9200 ^{14}C yr BP, which can be seen in the ^{14}C calibration curve of the PPC (Kromer and Spurk 1998). By wiggle-matching the ^{14}C pattern in both chronologies, the PPC can now be linked very reliably, resulting in a PPC interval of 9922–7951 BC (11,871–9900 BP)⁵ with an uncertainty of ± 20 yr only.

A dendrochronological linkage of the two chronologies is in preparation, but the realization is problematic due to the diversity of species originating from different rivers (the PPC is established mainly with wood from the Danube River). Even if this attempted linkage proves to be unfeasible, the Hohenheim chronologies provide a high-resolution time scale for nearly the last 12,000 years.

REVISION OF THE PREBOREAL PINE CHRONOLOGY

In 1997, when the PPC was established anew, a weak period between 9350 and 9250 BC (11,299 and 11,199 BP) became apparent, dividing the PPC into an older and a younger part. In the “weak” period the growth of the trees was very strongly disturbed, resulting in missing rings. In some trees no ring was formed for 3 to 5 consecutive years. The older part and the younger part of the PPC could be joined, however, by a tentative dendro-link. This required shifting the older part 31 yr to older ages with respect to the 1993 stage. In terms of dendrochronology this linkage is considerably better than the earlier link, but it still has to be confirmed by additional trees (Fig. 4). The younger part of the PPC reaches from 7951 BC to 9375 BC (9900 to 11,324 BP) and the older part from 9222 to 9922 BC (11,171 to 11,871 BP).

^{14}C measurements at Heidelberg support this tentative link. They connect the younger and the older part at exactly the position of the dendro-synchronization (Fig. 5). We therefore continue to use the PPC as a single chronology, based on the tentative link of the older and younger part (Fig. 6).

With respect to the absolute time scale of the PPC as previously published (Becker 1993; Kromer and Becker 1993), the internal revisions of the PPC result in time shifts of differing amounts, all to older ages (Table 2).

TIMING OF THE YOUNGER DRYAS/PREBOREAL TRANSITION

With the new dating of the PPC there is now evidence that the transition of the Younger Dryas to the Preboreal is reflected in the ring width of the pines (Björck *et al.* 1996). In the oldest part of the pine chronology the ring width is very narrow and the rings appear similar to those of pines from the alpine timberline, where summer temperature is the growth-limiting factor (Schweingruber, Briffa and Jones 1991). At $11,530 \pm 20$ BP the ring width suddenly doubles, indicating better growing conditions. The trees growing in this manner were found at six different sites spread over >70 km, excluding the possibility of a local event. Better growing conditions could be caused by better water supply or higher temperatures, or a combination of both. This implies a climatic change in South Germany at $11,530 \pm 20$ BP, which can be related to the Younger Dryas/Preboreal transition. In the

⁵At the 16th International Radiocarbon Conference in Groningen an age of 9952 to 8012 BC and a shift of 304 yr was presented. Both figures need to be corrected. In the first place, a change resulted when the PPC was newly established after the conference. Second, the incorrect labeling of some samples sent to Heidelberg entailed an incorrect shape for the ^{14}C curve of the PPC, which was used to create the linkage with the absolute oak chronology.

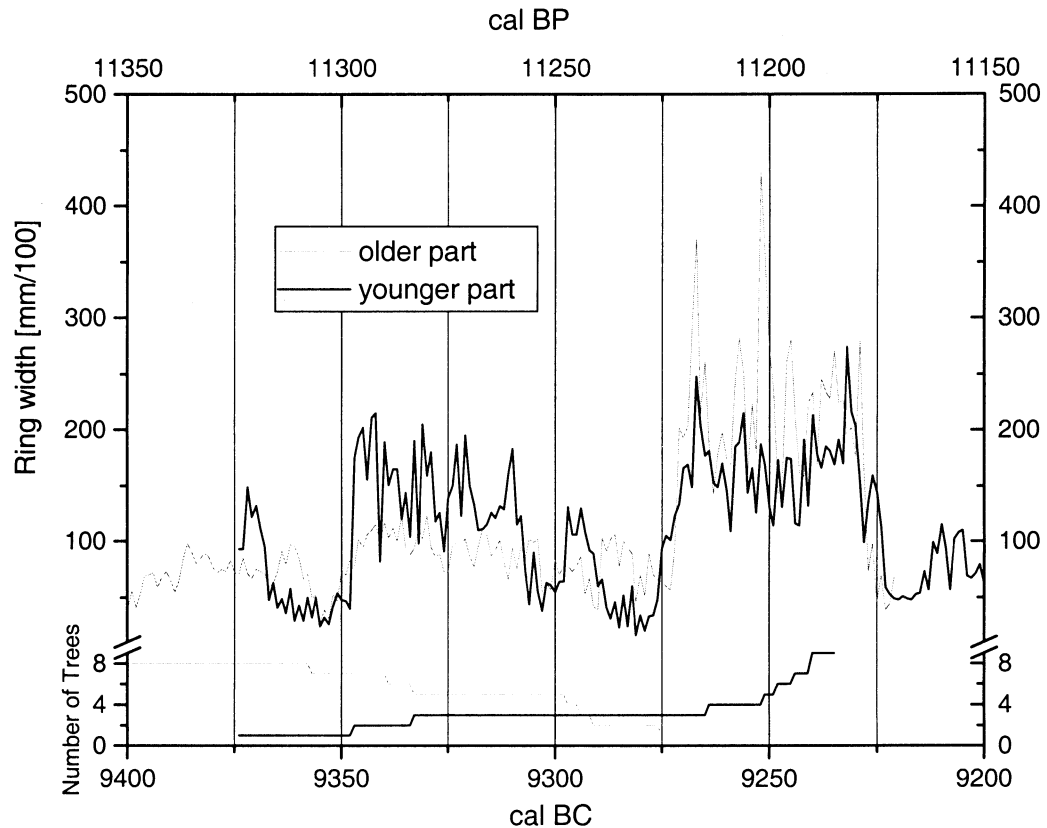


Fig. 4. Tentative ring-width linkage of the younger and the older part of the PPC. (Gleichläufigkeit = 62%, $t\text{-value}_{\text{Baillie}} = 3.0$). This linkage needs to be confirmed by additional trees. The growth of the trees is disturbed and rings are missing, complicating the linkage of both parts. The synchronization is supported by the ^{14}C wiggle-matching.

Greenland ice cores the rapid transition of the $\delta^{18}\text{O}$ data took place at $11,550 \pm 90$ BP (GRIP: Johnsen *et al.* 1992) and $11,640 \pm 240$ BP (GISP2: Taylor *et al.* 1993), respectively. At $11,440 \pm 120$ BP there is an abrupt increase of $\delta^{18}\text{O}$ in the Lake Gościąg data record, combined with changes in terrestrial and lacustrine vegetation (Goslar, Arnold and Pazdur 1995). Furthermore, when the $\delta^{18}\text{O}$ record of the Lake Gościąg is related to the PPC by ^{14}C wiggle-matching, the increase of the $\delta^{18}\text{O}$ and the increase in ring width takes place at the same time (T. Goslar, personal communication). Records from Europe now match well, and taking into account the uncertainty of the time scales, it is possible that the Younger Dryas/Preboreal transition in Greenland and Europe occurred simultaneously.

CONCLUSION

The comparison of the two long South German oak chronologies entailed a revision of the pre-5242 BC part of the Hohenheim chronologies but also confirmed the time scale back to 7792 BC. The reexamination of the pre-5100 BC samples and the reestablishing of the Hohenheim oak chronology resulted, moreover, in an extension of the oak chronology back to 8480 BC. This enabled a ^{14}C linkage of the Preboreal pine chronology with an uncertainty of ± 20 yr, whereby the pine chronology was shifted to older ages. The PPC was established anew resulting in a younger and an older part,

TABLE 2. Ages and the corresponding shifts of the PPC samples. "cal BC 1993" refers to the age from the previous publications (Becker 1993; Kromer and Becker 1993), "cal BC 1998" to that from 1998.

Lab code (Hd-)	cal BC 1993	Shift	cal BC 1998	Lab code (Hd-)	cal BC 1993	Shift	cal BC 1998
13511	-9439	-231	-9670	9005	-8728	-200	-8928
13512	-9429	-231	-9660	8826	-8723	-200	-8923
13525	-9409	-231	-9640	8835	-8708	-200	-8908
13526	-9389	-231	-9620	9865	-8855	-42	-8897
10567	-9385	-221	-9606	8836	-8693	-200	-8893
10568	-9355	-221	-9576	8867	-8678	-200	-8878
12888	-9323	-231	-9554	8868	-8663	-200	-8863
12945	-9309	-231	-9540	8876	-8648	-200	-8848
12959	-9304	-231	-9535	8877	-8633	-205	-8838
12960	-9289	-231	-9520	8889	-8618	-200	-8818
12964	-9279	-231	-9510	8890	-8603	-205	-8808
14220	-9254	-231	-9485	8911	-8573	-200	-8773
14159	-9229	-231	-9460	8904	-8558	-200	-8758
12999	-9219	-231	-9450	8905	-8543	-200	-8743
13000	-9199	-231	-9430	8977	-8525	-203	-8728
12967	-9194	-231	-9425	8957	-8508	-200	-8708
12968	-9184	-231	-9415	8978	-8495	-200	-8695
12981	-9174	-231	-9405	8970	-8473	-200	-8673
12982	-9159	-231	-9390	9026	-8468	-200	-8668
9097	-9159	-214	-9373	8971	-8458	-200	-8658
9098	-9144	-214	-9358	9007	-8453	-200	-8653
9118	-9127	-214	-9341	8989	-8435	-200	-8635
9119	-9107	-214	-9321	9064	-8433	-200	-8633
9126	-9087	-214	-9301	9154	-8418	-200	-8618
9127	-9067	-214	-9281	9160	-8403	-200	-8603
9134	-9047	-211	-9258	9161	-8388	-200	-8588
9810	-9042	-206	-9248	9191	-8373	-200	-8573
9969	-9038	-205	-9243	9192	-8358	-200	-8558
9135	-9022	-214	-9236	9199	-8345	-200	-8545
9811	-9026	-206	-9232	10001	-8335	-200	-8535
9970	-9015	-206	-9221	10002	-8315	-200	-8515
9153	-9002	-214	-9216	10191	-8305	-200	-8505
9807	-9007	-206	-9213	10003	-8295	-200	-8495
9808	-8991	-205	-9196	10191	-8285	-201	-8486
13009	-8989	-205	-9194	10004	-8275	-201	-8476
9836	-8983	-206	-9189	10010	-8255	-201	-8456
13010	-8974	-205	-9179	10011	-8235	-201	-8436
9837	-8972	-206	-9178	10035	-8215	-201	-8416
13059	-8954	-205	-9159	10036	-8195	-201	-8396
13087	-8936	-205	-9141	10090	-8175	-201	-8376
13088	-8866	-200	-9066	10091	-8145	-201	-8346
13094	-8844	-200	-9044	10097	-8135	-201	-8336
13016	-8829	-200	-9029	10098	-8115	-201	-8316
13017	-8809	-200	-9009	10115	-8095	-201	-8296
13018	-8794	-200	-8994	10337	-8085	-200	-8285
14231	-8784	-200	-8984	10116	-8075	-200	-8275
9844	-8925	-42	-8967	10338	-8065	-200	-8265
9853	-8911	-42	-8953	9769	-7833	-243	-8076
9864	-8891	-42	-8933	--	--	--	--

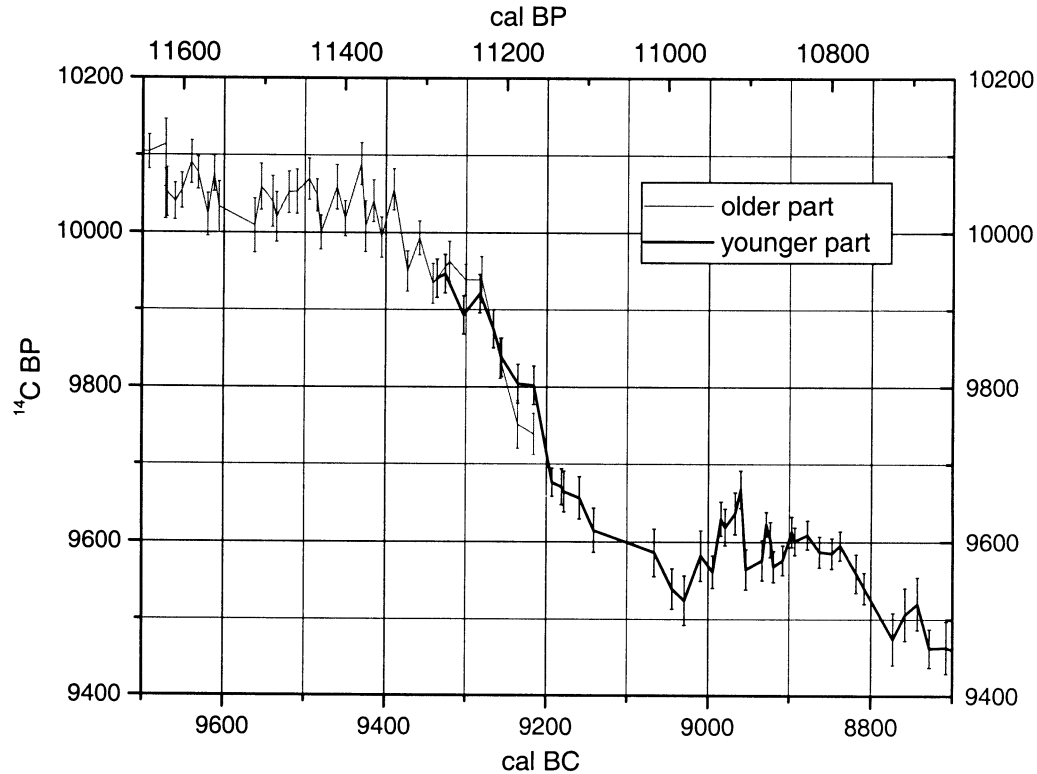


Fig. 5. ¹⁴C measurements confirm the tentative linkage of the older and younger part of the PPC

which were tentatively linked together. As a consequence, the previously published ¹⁴C calibration curve has to be revised prior to 5242 BC according to the corrections of the Hohenheim chronologies.

With these revisions, the Hohenheim chronologies provide a high-resolution time scale for nearly the last 12,000 years. The new situation has enabled the resolution of apparent discrepancies with other long data records involving the timing of the Younger Dryas/Preboreal transition.

ACKNOWLEDGMENTS

This paper is dedicated to Bernd Becker, who was sadly unable to complete his work during his lifetime. The dendrochronological research was supported by the European Commission (ENV4-CT95-0127-PL951087) and the BMBF (Bundesministerium für Bildung, Wissenschaft, Forschung und Technologie, 07VKV/01A-21178.3/3). We also thank Sandra Hauser, Sabine Schmidt, Claudia Schuster and Silke Wurst for precise ring-width measurements.

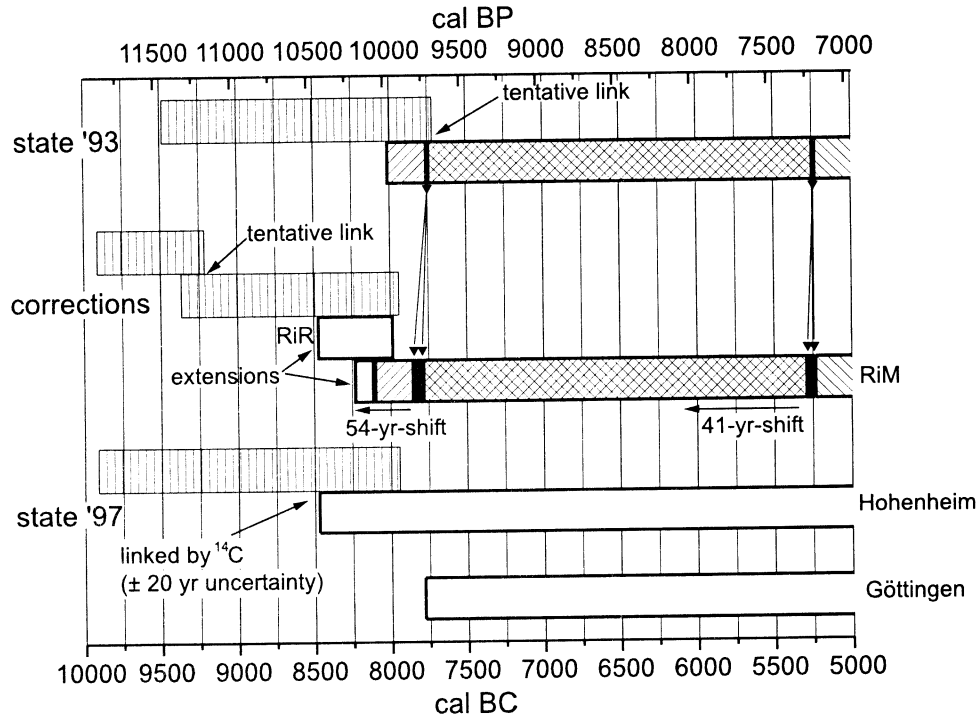


Fig. 6. Range of the Hohenheim chronologies before (state '93) and after (state '97) the revisions and extensions (thick-lined rectangles with various fill patterns = oaks, thin-lined rectangles with vertical fill = pines). The revisions of the oak chronology are shown in three segments. The youngest segment is shifted by 41 yr (crosshatched fill); the middle one by 54 yr (diagonal fill). As a result of these shifts the earliest segment is moved by 95 yr (diagonal fill). The chronologies from the Main River (RiM) and Rhine River (RiR) are synchronized, extending the oak chronology back to 8480 BC. The pine chronology is linked to the absolutely dated oak chronology by ^{14}C measurements with an uncertainty of ± 20 yr. The PPC is divided into an older and a younger part that are synchronized tentatively. The Göttingen chronology and the Hohenheim chronology are mutually corroborative back to 7736 BC.

REFERENCES

- Becker, B. 1993 An 11,000-year German oak and pine dendrochronology for radiocarbon calibration. In Stuiver, M., Long, A. and Kra, R. S., eds., Calibration 1993. *Radiocarbon* 35(1): 201–213.
- Becker, B., Kromer, B. and Trimborn, P. 1991 A stable-isotope tree-ring timescale of the Late Glacial/Holocene boundary. *Nature* 353: 647–649.
- Björck, S., Kromer, B., Johnsen, S., Bennike, O., Hammarlund, D., Lemdahl, G., Possnert, G., Rasmussen, T. L., Wohlfarth, B., Hammer, C. U. and Spurk, M. 1996 Synchronized terrestrial-atmospheric Deglacial records around the North Atlantic. *Science* 274: 1155–1160.
- Goslar, T., Arnold, M., Bard, E., Kuc, T., Pazdur, M. F., Ralska-Jasiewiczowa, M., Różanski, K., Tisnerat, N., Walanus, A., Wicik, B. and Więckowski, K. 1995 High concentration of atmospheric ^{14}C during the Younger Dryas cold episode. *Nature* 377: 414–417.
- Goslar, T., Arnold, M. and Pazdur, M. F. 1995 The Younger Dryas cold event – was it synchronous over the North Atlantic region? *Radiocarbon* 37(1): 63–70.
- Johnsen, S. J., Clausen, H. B., Dansgaard, W., Fuhrer, K., Gundestrup, N., Hammer, C. U., Iversen, P., Jouzel, J., Stauffer, B. and Steffensen, J. P. 1992 Irregular glacial interstadials recorded in a new Greenland ice core. *Nature* 359: 311–313.
- Kromer, B., Ambers, J., Baillie, M. G. L., Damon, P. E., Hessheimer, V., Hofmann, J., Jöris, O., Levin, I., Manning, S. W., McCormac, F. G., van der Plicht, J., Spurk, M., Stuiver, M. and Weninger, B. 1996 Report: Summary of the workshop “Aspects of High-Precision Radiocarbon Calibration”. *Radiocarbon* 38(3): 607–610.
- Kromer, B. and Becker, B. 1993 German oak and pine ^{14}C calibration, 7200–9439 BC. In Stuiver, M., Long, A. and Kra, R. S., eds., Calibration 1993. *Radiocarbon*

- 35(1): 125–135.
- Kromer, B. and Spurk, M. 1998 Revision and tentative extension of the tree-ring based ^{14}C calibration, 9200–11,855 cal BP. *Radiocarbon*, this issue.
- Leuschner, H.-H. 1992 Subfossil Trees. In *Tree Rings and Environment: Proceedings of the International Dendrochronological Symposium*. Lundqua Report 34: 193–197.
- Schweingruber, F. H., Briffa, K. R. and Jones, P. D. 1991 Yearly maps of summer temperatures in Western Europe from A.D. 1750 to 1975 and western north America from 1600 to 1982. *Vegetatio* 92: 5–71.
- Stuiver, M. and Becker, B. 1993 High-precision decadal calibration of the radiocarbon time scale, AD 1950–6000 BC. In Stuiver, M., Long, A. and Kra, R. S., eds., Calibration 1993. *Radiocarbon* 35(1): 35–65.
- Taylor, K. C., Hammer, C. U., Alley, R. B., Clausen, H. B., Dahl-Jensen, D., Gow, A. J., Gundestrup, N. S., Kipfstuhl, J., Moore, J. C. and Waddington, E. D. 1993 Electrical conductivity measurements from the GISP2 and GRIP Greenland ice cores. *Nature* 366: 549–552.
- Vogel, J. C., Fuls, A., Visser, E. and Becker, B. 1993 Pretoria calibration curve for short-lived samples, 1930–3350 BC. In Stuiver, M., Long, A. and Kra, R. S., eds., Calibration 1993. *Radiocarbon* 35(1): 73–86.