

The Canadian Journal of Neurological Sciences

Le Journal Canadien des Sciences Neurologiques

SPECIAL FEATURES

- **Tissue Transplantation for Parkinson's Disease**
Editorial
Donald B. Calne and Patrick L. McGeer 364
Hypothesis
R.J. Riopelle 366
- **Epilepsy and Driving**
Frederick Andermann et al. 371

ORIGINAL ARTICLES

- page 378 - page 438
(for complete Table of Contents see page v)

XXIIIrd CANADIAN CONGRESS OF NEUROLOGICAL SCIENCES - PRESIDENTIAL ADDRESSES 444

SUBJECT REVIEW - THE DYSTONIAS

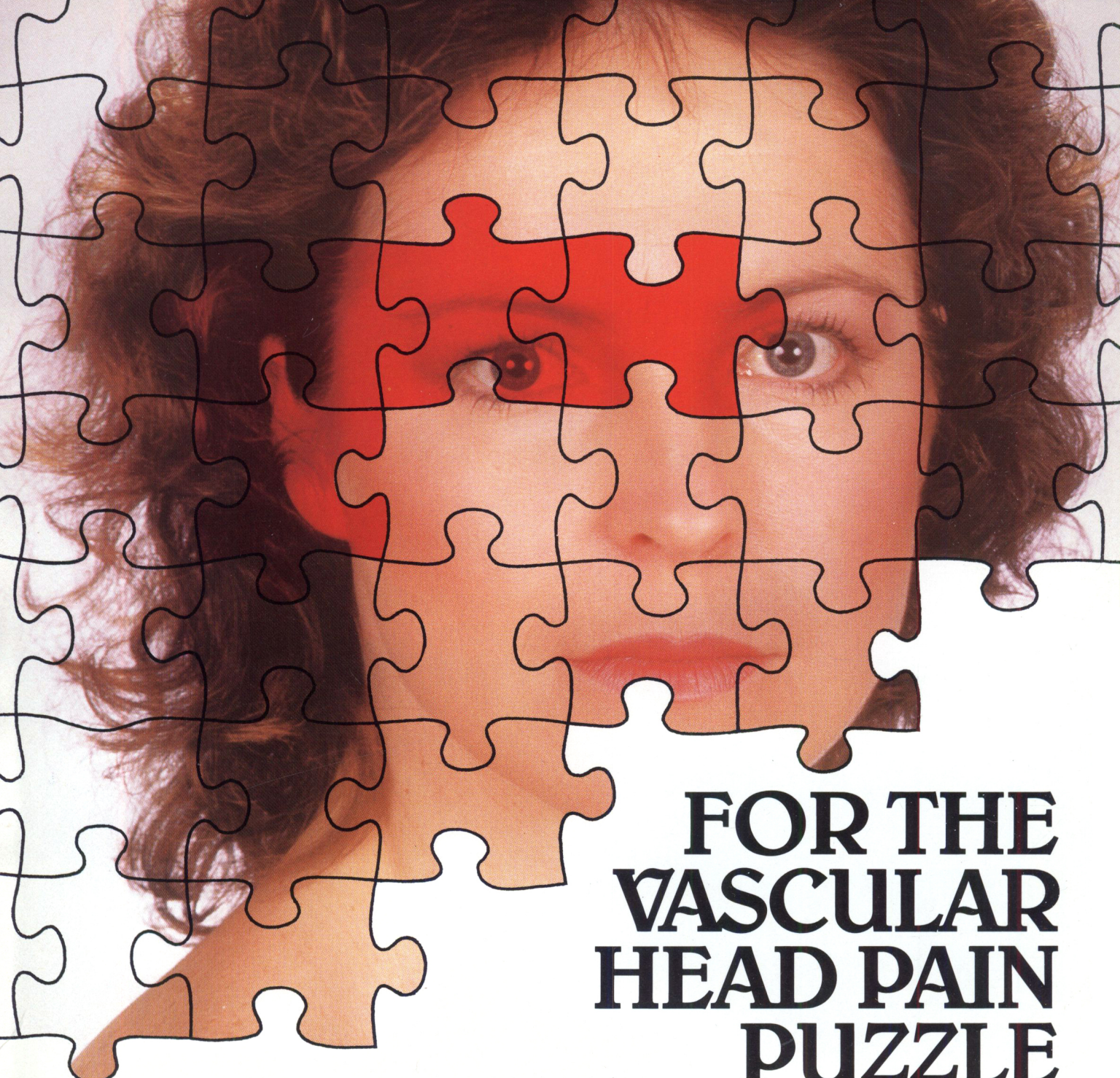
- Edith G. McGeer and Patrick L. McGeer* 447



XXIVth Canadian Congress of
Neurological Sciences
June 14-17, 1989
Call for Abstracts - page 441

The Official Journal of

The Canadian Neurological Society
The Canadian Neurosurgical Society
The Canadian Society of Clinical Neurophysiologists
The Canadian Association for Child Neurology



FOR THE VASCULAR HEAD PAIN PUZZLE




CAFERGOT[®]
To ABORT acute
vascular headache

SANDOMIGRAN[®] DS
PROPHYLAXIS for chronic
recurring vascular headache

SANDOZ[®]



Complete headache therapy
Sandoz Canada Inc., Dorval, Quebec H9R 4P5

Cafergot contains: ergotamine tartrate/cafeine [®] TM
Sandomigran DS contains: pizotiline
Full prescribing information available on request.   



Vous pouvez maintenant diminuer les fluctuations quotidiennes dans les niveaux plasmatiques responsables d'effets secondaires gênants reliés aux pics. Adoptez le nouveau Tegretol CR.^{1,2,3,4,5}

Tegretol CR est la première formulation de carbamazépine à libération contrôlée, de sorte qu'il procure des niveaux sanguins plus constants et cela d'une manière plus fiable que le Tegretol conventionnel. Cet effet régulateur du Tegretol CR peut contribuer à produire un type plus stable de

fonction cognitive.³

En outre, la posologie b.i.d. commode du Tegretol CR améliore l'observance. Les comprimés à 200 mg et 400 mg sont facilement divisibles pour faciliter le titrage.

Les épileptiques peuvent enfin bénéficier d'une excellente tolérabilité sans perte d'efficacité anticonvulsive.

Pour atténuer le problème des effets secondaires indésirables, adoptez le Tegretol CR.


TEGRETOL® CR
carbamazépine USP

La tolérabilité peut faire toute la différence.


Geigy
Mississauga, Ontario
LSN 2W5

PAAB
CCPP

G-88056F



EXPANDING YOUR HORIZONS IN NEUROSCIENCE



Hydrocephalus Valves
(with the Hakim Mechanism)
and Accessories

Intracranial Pressure (ICP)
Monitoring and
Drainage Systems

MICRA™* Titanium
Microsurgical Instruments
and Diamond Knives

Implantable
Neural Stimulators
for Intractable Pain



Editor/Rédacteur en chef Robert G. Lee *Calgary*
Associate Editors/Rédacteurs associés Yves Lamarre *Montreal* Harvey B. Sarnat *Calgary*
Terry Picton *Ottawa* Bryce Weir *Edmonton*
Founding Editor/Fondateur-rédacteur Robert T. Ross *Winnipeg*
Book Review Editor/Rédacteur de critiques de livres T. Peter Seland *Calgary*
Managing Editor/Adjoint administratif Sally A. Gregg *Calgary*

Editorial Board/Conseil Scientifique

Albert J. Aguayo <i>Montreal</i>	Morton Low <i>Vancouver</i>
Henry J.M. Barnett <i>London</i>	Thomas J. Murray <i>Halifax</i>
Larry Becker <i>Toronto</i>	Jean Reiher <i>Sherbrooke</i>
Paul Bédard <i>Quebec</i>	Leo P. Renaud <i>Montreal</i>
Donald Calne <i>Vancouver</i>	Richard Riopelle <i>Kingston</i>
Pierre Duquette <i>Montreal</i>	Matthew W. Spence <i>Halifax</i>
George Ebers <i>London</i>	Richard Stein <i>Edmonton</i>
John Girvin <i>London</i>	John Stewart <i>Montreal</i>
Richard Leblanc <i>Montreal</i>	Charles Tator <i>Toronto</i>
William J. Logan <i>Toronto</i>	Simon Verret <i>Quebec</i>

Publications Committee/Comité de Rédaction

John Wherrett <i>Toronto</i>	Warren Blume <i>London</i>
Terry Myles <i>Calgary</i>	John Tibbles <i>Victoria</i>

The Official Journal of/La Revue Officielle de:

The Canadian Neurological Society

La Société Canadienne de Neurologie

President/Président — Garth Bray
Secretary-Treasurer/ — William McCormick,
Secrétaire-Trésorier Box 2148, Dickson Centre,
Victoria General Hospital,
Halifax, Nova Scotia
B3H 2Y9

The Canadian Society of Clinical Neurophysiologists

La Société Canadienne de Neurophysiologie Clinique

President/Président — Werner J. Becker
Secretary-Treasurer/ — W. Pryse-Phillips,
Secrétaire-Trésorier Memorial University,
Health Sciences Centre
St. John's, Newfoundland
A1B 2V6

The Canadian Neurosurgical Society

La Société Canadienne de Neurochirurgie

President/Président — Gérard LeBlanc
Secretary-Treasurer/ — Harold Hoffman
Secrétaire-Trésorier Hospital for Sick Children
555 University Avenue
Suite 1504
Toronto, Ontario
M5G 1X1

The Canadian Association for Child Neurology

L'Association Canadienne de Neurologie Pédiatrique

President/Président — Kevin Farrell
Secretary-Treasurer/ — Daniel Keene,
Secrétaire-Trésorier 1929 Russell Road
Suite 218
Ottawa, Ontario
K1G 4G3

The permanent secretariat for the 4 societies and the Canadian Congress of Neurological Sciences is at/
Le secrétariat des 4 associations et du Congrès Canadien des Sciences Neurologiques est situé en permanence à:
P.O. Box 4220, Station C, Calgary, AB Canada T2T 5N1 — (403) 229-9544

The Canadian Journal of Neurological Sciences is published quarterly. The annual subscription rate is \$48 for Canada, \$48US for USA and elsewhere. Residents, Interns, Pre- and Post-Doctoral Studies \$24 per annum. Single copies \$15 each. All manuscripts and communications should be sent to: Canadian Journal of Neurological Sciences, P.O. Box 4220, Station C, Calgary, AB Canada T2T 5N1. Courier to: 117C-1330-15 Avenue, S.W., Calgary, AB Canada T3C 3N6. Telephone (403) 229-9575. COPYRIGHT© 1988 by THE CANADIAN JOURNAL OF NEUROLOGICAL SCIENCES INC. No part of this journal may be reproduced in any form without the prior permission of The Canadian Journal of Neurological Sciences. Mailed under second class registration number 3307. Postage paid at Calgary, Alberta. This journal is indexed by *Index Medicus*, *Excerpta Medica* and *Current Contents* — *Clinical Practice and Life Sciences*.

Le Journal Canadien des Sciences Neurologiques est publié trimestriellement. L'abonnement annuel est de 48 \$ au Canada et 48 \$US pour les Etats Unis et ailleurs. Internes, résidents, fellows pré et post doctoral: 24 \$ par année. Copie simple: 15 \$ Toutes les communications et les manuscrits doivent être adressés à Journal Canadien des Sciences Neurologiques, P.O. Box 4220, Station C, Calgary, AB Canada T2T 5N1. Par courrier: 117C-1330-15 Avenue S.W., Calgary, AB Canada T3C 3N6. (403) 229-9575

DROITS D'AUTEUR© 1988: THE CANADIAN JOURNAL OF NEUROLOGICAL SCIENCES INC. Aucune partie de ce Journal ne peut être reproduite, sous quelque forme que ce soit, sans la l'autorisation du Journal Canadien des Sciences Neurologiques. Posté sous permis de deuxième classe no 3307. Port payé à Calgary, Alberta. Le Journal est cité et indexé dans *Index Medicus*, *Excerpta Medica* et *Current Contents* — *Clinical Practice et Life Sciences*.

Advertising representative/Représentant de publicité Reach Media Sales,
176 Wheeler Ave., Toronto, Ontario, Canada M4L 3V4 — 416-699-8207

Printer/Imprimeur McAra Printing Limited, 105, 2507 - 12th Street N.E., Calgary, Alberta T2E 7L5

ISSN 0316 - 1671



NeuroScope™ EP Technology at Your Fingertips.

Just one touch will convince you that the **NeuroScope** is superior to conventional Evoked Potentials Systems. The unique TouchScreen control makes **NeuroScope** extremely quick and easy to operate. **No complex keyboard commands or mnemonics to memorize.** Learn in the morning - operate it in the afternoon.

NeuroScope is designed to meet the diverse needs of the physician and clinician. It can be configured for either 2 or 4 channels Auditory, Visual and Somatosensory evoked potentials testing and monitoring (OR, ICU etc.).

NeuroScope offers a powerful range of software applications including OR monitoring software for EEG/CSA and EP. All VEP, AEP and SEP stimulator functions are software generated, giving the flexibility to include new tests as rapidly as they are developed.

NeuroScope gives you a highly efficient way of performing your patient testing. All record keeping and filing of patient data are automatic. Programmable protocols allow you to customize test procedures for individual laboratory requirements. The built-in silent printer provides you with a

complete printout of test results and administrative data.

For more details, call the Evoked Potential specialists at Dantec.



DANTEC

DANTEC Electromedical & Scientific Equipment Ltd.
140 Shorting Road,
Scarborough
Ontario M1S 3S6, Canada
Telephone: (416) 298 2091
Telefax: (416) 298 5704



Table of Contents

Message from the Editor	363
SPECIAL FEATURES	
Editorial: Tissue Transplantation for Parkinson's Disease <i>Donald B. Calne and Patrick L. McGeer</i>	364
Hypothesis: Adrenal Medulla Autografts in Parkinson's Disease: A Proposed Mechanism of Action <i>R.J. Riopelle</i>	366
Special Report: Epilepsy and Driving <i>Frederick Andermann, G.M. Rémillard, Benjamin G. Zifkin, Antonio G. Trottier and Patrice Drouin</i>	371
ORIGINAL ARTICLES	
The Value of Carotid Doppler Ultrasound in Asymptomatic Extracranial Arterial Disease <i>Natan M. Bornstein, Lorraine G. Chadwick, John W. Norris</i>	378
Gastrointestinal Bleeding after Craniotomy: A Retrospective Review of 518 Patients <i>P. Muller, D. Jirsch, J. D'Sousa, C. Kerr, C. Knapp</i>	384
Transcarpal Median Sensory Conduction: Detection of Latent Abnormalities in Mild Carpal Tunnel Syndrome <i>Jacques De Léan</i>	388
Evolution of Visual Evoked Potentials in Optic Neuritis <i>Irvin H. Heinrichs and Donald R. McLean</i>	394
Dominantly Inherited Ataxias in Portugal <i>L. Cunha, A. Gonçalves, M. Dinis, C. Oliveira, M. Ferro, A. Vicente, M. Roy, A. Barbeau</i>	397
Status Epilepticus in Children <i>J.Y. Yager, M. Cheang, S.S. Seshia</i>	402
Clobazam for Refractory Childhood Seizure Disorders – A Valuable Supplementary Drug <i>Robert Munn, Peter Camfield, Carol Camfield, Joseph Dooley</i>	406
Absence of Gliosis in Brains of Epileptic Fowl <i>D.G. Munoz, B. McNab, D.H. George, D. Johnson</i>	409
Subarachnoid Hemorrhage and Normal Angiography: Should the Angiogram be Reviewed by a Second Neuroradiologist? <i>Ashfaq Shuaib, Mary Anne Lee, Robert D. Johns, Harold A. Swanson</i>	413
Basilar Artery Blood Flow in Subclavian Steal <i>Natan M. Bornstein, Adam Krajewski, John W. Norris</i>	417
Lupus Anticoagulant, Antiphospholipid Antibodies and Migraine <i>M.J. Hogan, D.G. Brunet, P.M. Ford and D. Lillicrap</i>	420
Dermatomyositis and Granulomatous Myopathy Associated with Sarcoidosis <i>Jeffrey H. Lipton, B. Daniel McLeod, A. Keith W. Brownell</i>	426
Recurrent Intracranial Hemorrhage in an Adult with Moyamoya Disease: Case Report, Radiographic Studies and Pathology <i>Mark Kaufman, Brian W. Little, Bernard W. Berkowitz</i>	430
Primary Spontaneous Mesencephalic Hemorrhage <i>Mark F. Mehler and Philip S. Ragone</i>	435
CORRESPONDENCE	
Elevated Spinal Fluid Pressure as only a Sign of Cerebral Venous Thrombosis <i>Bob J. van Hilten, Joost Haan, Axel R. Wintzen</i>	439
William Strathearn Keith (1902-1987) <i>Andrew F. Masson</i>	439
Lymphocytic Adenohypophysitis in a Man <i>André T. Guay, Vincent S. Agnello, Stephen R. Freidberg</i>	439
Reply <i>Michael W. McDermott</i>	440
CALL FOR ABSTRACTS	441
SPECIAL PRIZE ANNOUNCEMENTS	442
XXIVth CANADIAN CONGRESS OF NEUROLOGICAL SCIENCES – PRELIMINARY PROGRAM	443
XXIIIrd CANADIAN CONGRESS OF NEUROLOGICAL SCIENCES – PRESIDENTIAL ADDRESSES	444
SUBJECT REVIEW – THE DYSTONIAS <i>Edith G. McGeer and Patrick L. McGeer</i>	447
BOOK REVIEWS	484
NOTES AND ANNOUNCEMENTS	487
CALENDAR OF EVENTS	488
INDEX TO VOLUME 15	489
ADVERTISERS INDEX	xxiv
INSTRUCTIONS TO AUTHORS	xii



*To the parkinsonian patient,
the little things in life make all the difference*



Add

PARLODEL[®] 
(bromocriptine mesylate)

*Because quality
of life is the issue*

For brief prescribing information
see page xviii

SANDOZ


MEMBER

PAAB

A bright outlook for more epileptic patients

Epival
divalproex sodium

to control seizures in more patients than ever...

Epival, a new form of valproate, is just as effective as valproic acid (VPA) in the control of absence seizures *with or without tonic-clonic manifestations*.^{1,2} Epival is also highly effective in *generalized tonic-clonic seizures*.^{3,4}

with fewer side effects than most anticonvulsants

Epival is offered as enteric-coated tablets that minimize gastric irritation.⁵ Unlike phenobarbital or phenytoin, Epival is rarely associated with impaired performance or behaviour problems.^{6,7} In a year-long survey of adverse reactions to anticonvulsants,⁸ sodium valproate, alone or in combination, had one of the lowest incidences of side effects.

...and better compliance to treatment

Enteric-coated Epival was well tolerated by **85%** of patients who could not take VPA because of GI side effects.⁵ Epival 250-mg tablets are smaller and easier to swallow than Depakene (valproic acid) 250-mg capsules. They do not leak or melt, nor can they be chewed accidentally. And the 125-mg strength offers extra dosage flexibility, particularly for children who dislike the taste of VPA syrup.

All these benefits are available at no extra cost – the price of Epival is the same as Depakene's.



Quality Health Care
Worldwide
1888-1988

PHARMACEUTICAL PRODUCTS DIVISION
ABBOTT LABORATORIES, LIMITED
MONTREAL, CANADA

* TM

PAAB

© Abbott Laboratories, Limited

For brief prescribing information
see page xxi

The Added Value Of


Benefit from the Added Value of Nicolet Systems

“Tough buyers” realize that getting the lowest price does not guarantee the best value. The added value of our unique Nicolet Systems provides you with the security of:

- Expert training for all Nicolet systems
- Customer service response in two hours or less
- Applications support from our staff of Ph.D.s
- Seminar series featuring world-renowned speakers
- Complete financial packages and alternatives
- Our 18 years of experience in problem-solving instrumentation

Nicolet Pathfinder MEGA

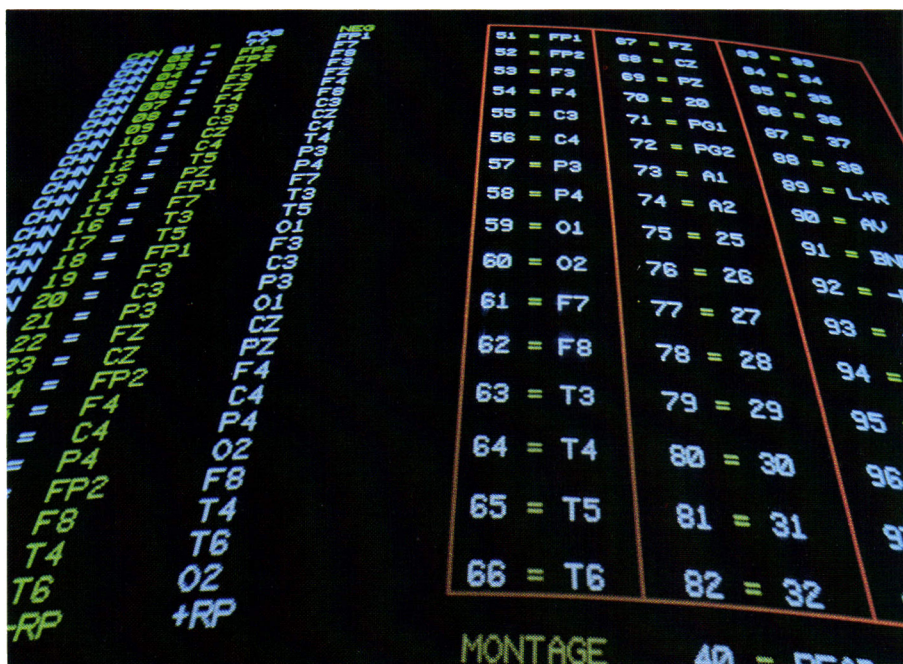
- Internal 8, 16 or 32 channel EP/EEG amplifiers
- Flexible test protocols
- 1.28 megabytes of memory for powerful data analysis
- Topographic Mapping for all clinical/research investigations
- O.R./I.C.U. monitoring for a variety of surgical procedures
- Fully programmable system via MECOL and/or FORTRAN 77



Nicolet BEAM®

- Benchmark data base from childhood to geriatric

© Nicolet Instrument Corporation



Introducing the NEW Nicolet Pathfinder MEGA

- Accurate quantification of patient abnormalities
- Complete physician and technologist training
- Data analysis that matches your pace



Nicolet Electroencephalographs

- 18 or 21 channels
- “Short Menu” allows rapid selection of filters and sensitivity
- Programmable measurement sequences allow automated recordings
- Tailor each montage to your unique requirements



Nicolet Expert Sleep/Wake™ Analyzer


- Cost-effectively analyzes up to four patients simultaneously
- Permits direct validation of analyzed results with raw data
- Performs adaptable analysis of patient's data to accommodate individual variability
- Facilitates detailed analysis of less frequent or short duration events (such as micro-arousals)

Unique Nicolet Systems



Nicolet NIM-2™

- Provides the surgeon with an intraoperative tool to locate and identify a nerve directly in the surgical field
- Continuously monitors EMG activity from muscles innervated by the particular nerve
- Acoustically alerts the surgeon when the particular nerve has been activated
- Contains unique technology to minimize the effects of electrocautery interference



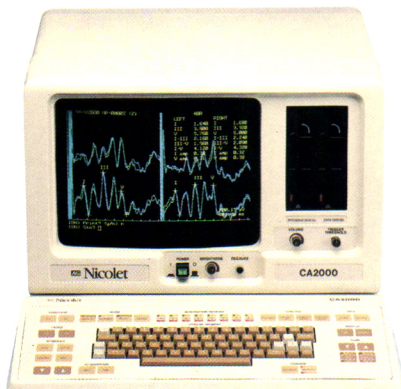
Nicolet Viking

- Unique quantitative capabilities
- Expandable to 8 channels of simultaneous EMG/EP
- Comprehensive, high-quality, integrated reports
- Protocols easily customized by individual users



Nicolet Magnetic Stimulator

- Fast—no electrodes or skin preparation required
- Painless—ideal for children
- Easily stimulates deep structures
- Extensive safety features for both operator and patient
- Easily interfaced to other Nicolet instruments



Nicolet CA2000

- Comprehensive Evoked Potential and EMG testing
- User-friendly menu operation with 72 sets of user-defined parameters
- Large color screen with optional remote monitors
- Nicolet-engineered to the highest O.R./I.C.U. standards



Nicolet Compact Four

- All Auditory, Visual and Somatosensory Evoked Potentials
- Complete range of EMG protocols
- Full-feature ENG and ENOG testing
- ERG and EOG for total visual testing



Electrodes and Supplies

In addition to our complete line of quality systems, Nicolet offers a full line of EEG/EMG/EP electrodes and accessories. For our latest Supplies Catalog and specific brochures on any of our unique Nicolet Systems simply call **TOLL FREE**

Ontario: 1-800-268-2058
Eastern/Western Canada: 1-800-387-3385

In Quebec Call: 514-678-2134

Nicolet Instrument Canada Inc.
1-1200 Aerowood Drive
Mississauga, Ontario
L4W 2S7

Nicolet
INSTRUMENTS OF DISCOVERY



Dantec Introduces Concerto™ ...A New Dimension in Neurodiagnostics

Dantec, the leader in neurodiagnostic instrumentation for over forty years, introduces the new digital EEG and Evoked Potential system. The Dantec Concerto allows you to perform highly sensitive and quantitative electrodiagnostic examinations.

Concerto Increases Sensitivity

32 channel preamplifiers and display. Up to 32 channel referential, bipolar or average reference montage allow precise localization of electrical events.

Video monitoring. View EEG and the patient image simultaneously on the same screen. This allows correlation of clinical and electrographic events.

Concerto Increases Efficiency in Interpreting EEGs

Filters and Montages on Review. During review, EEG may be displayed using any sensitivity, filter settings,

"paperspeed" or montage independent of how they were viewed during recording. This provides the most efficient use of recorded EEG.

Auto-Paging Event Searching.

Auto-paging quickly pages through the EEG record. Clinical events in the EEG may be found automatically.

Mapping. Mapping lets you visualize subtle asymmetries or distributions of EEG amplitudes, frequency band power or voltage activity. Noise epochs may be filtered or channels turned off and remapped.

Electrocorticography Mapping.

Activity recorded from a 32 electrode corticography grid may be easily visualized when mapped with rectangular geometry.

Concerto is a trademark of Dantec A/S

Evoked Potentials

Concerto's flexibility extends to evoked potential testing with such features as 32 channel acquisition and display, montage redefinition and mapping display.

To find out more about the versatility and advantages of Concerto contact the EEG/EP specialists at Dantec.



DANTEC

DANTEC Electromedical & Scientific Equipment Ltd.
140 Shorting Road,
Scarborough
Ontario M1S 3S6, Canada
Telephone: (416) 298 2091
Telefax: (416) 298 5704



A different quality of calm

*for the child with
Attention Deficit Disorder*

Cylert^{*}
PEMOLINE

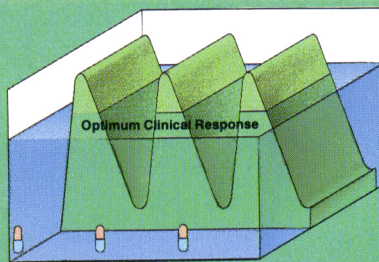
Cylert has helped hyperactive children concentrate, become more attentive and work better^{1,2} – but did not suppress their spontaneity.² Unlike methylphenidate, Cylert has not shown any significant effect on blood pressure.³ And if there is a concern about possible abuse, Cylert is a wise choice. There have been no published reports of abuse or dependence and, unlike other stimulants, Cylert is not on the list of controlled drugs.⁴ With fewer adverse effects and less risk of addiction, Cylert can offer the hyperactive child a different quality of calm.

There's a new trend in treating Parkinson's disease.

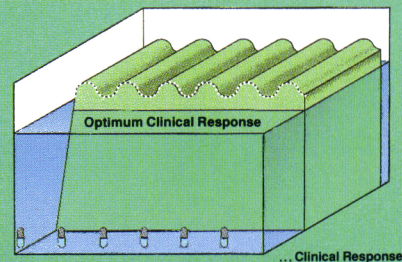
Enhance the ability to cope with daily living

Dose-related fluctuations in therapeutic efficacy, abnormal movements, on-off phenomena – all such problems which tend to arise during prolonged therapy have been shown to be less severe when the total daily dosage of levodopa is divided into more frequent, smaller doses of 'Prolopa' 50/12.5.¹

Levodopa plasma levels – high dose, low frequency²



Levodopa plasma levels – low dose ('Prolopa 50/12.5'), high frequency²



Changes in plasma levels demonstrate that more frequent, smaller doses of 'Prolopa' may help smooth daily performance for Parkinson patients.

Prescribe 'Prolopa' in low doses from the start of levodopa treatment

A low dose of 'Prolopa' (50/12.5) b.i.d. or t.i.d. initiated and maintained lasting therapeutic benefits for the majority of patients in a two-year study of the elderly with Parkinson's disease. Nausea and vomiting were not significant problems with this regimen.³

Improve compliance

With 'Prolopa' there is no tablet to break when using lower dosages. A 'Prolopa' 50/12.5 capsule provides the entire prescribed low dose. More convenient, easier for a Parkinsonian patient.

And 'Roche' has developed a Parkinson Care Program to assist physicians in the management of patients, available free from Hoffmann-La Roche.

Prolopa[®]

(levodopa/benserazide) 4:1

Efficacious, and very cost effective⁴



Original Research in Medicine and Chemistry

