

Constructing Birkhoff sections for pseudo-Anosov flows with controlled complexity

CHI CHEUK TSANG 

*Department of Mathematics, University of California, Berkeley, 970 Evans Hall #3840,
Berkeley, CA 94720-3840, USA
(e-mail: chicheuk@math.berkeley.edu)*

(Received 29 July 2022 and accepted in revised form 4 October 2023)

Abstract. We introduce a new method of constructing Birkhoff sections for pseudo-Anosov flows, which uses the connection between pseudo-Anosov flows and veering triangulations. This method allows for explicit constructions, as well as control over the Birkhoff section in terms of its Euler characteristic and the complexity of the boundary orbits. In particular, we show that any transitive pseudo-Anosov flow has a Birkhoff section with two boundary components.

Key words: Anosov flows, pseudo-Anosov flows, Birkhoff sections, veering triangulations
2020 Mathematics Subject Classification: 37D20 (Primary); 57K35 (Secondary)

1. Introduction

Birkhoff sections are a classical tool for studying flows on 3-manifolds, appearing back in the early 20th century in the work of Poincaré and Birkhoff. They can be used to reduce questions about the dynamics of three-dimensional flows to dynamics of surface homeomorphisms. See [Fra92, HWZ98] for two classical applications. The question of when a flow has a Birkhoff section, especially when the flow is a Reeb flow, is still a popular research topic. See [CDHR22, CM22] for some recent progress.

One class of flows which is long known to admit Birkhoff sections are Anosov flows, which were introduced by D. V. Anosov back in the 1960s. This result is due to work of Fried in [Fri83]. The class of Anosov flows was later expanded to the class of pseudo-Anosov flows by Thurston for wider applicability in the study of 3-manifold topology, and Brunella generalized Fried's result to this larger class of flows in [Bru95].

THEOREM 1.1. [Bru95, Fri83] *Let ϕ be a transitive pseudo-Anosov flow on a closed 3-manifold. Then ϕ has a Birkhoff section.*

One unsatisfying feature of Fried's and Brunella's proofs of Theorem 1.1, however, is that they are compactness arguments: roughly, the proofs go by constructing small local

transverse surfaces, using compactness to argue that finitely many of these cover up the flow, then piecing them together. As a result, one has no control over how complicated the Birkhoff section is.

In this paper, we present a new method of constructing Birkhoff sections for pseudo-Anosov flows which does allow for control over the complexity. This method uses the recent technology of veering triangulations and their connection with pseudo-Anosov flows: roughly, given a pseudo-Anosov flow on an oriented closed 3-manifold, there exists a veering triangulation whose faces are positively transverse to the flow.

The idea is to construct transverse surfaces to the flow using the combinatorics of the triangulation. By piecing these surfaces together and resolving the self-intersections, we get a Birkhoff section to the flow. The control over the complexity comes from the fact that the combinatorics of the triangulation can be explicitly described, which allows for control over the constructed transverse surfaces. Our main result is that it is always possible to arrange for the final Birkhoff section to have two boundary components.

THEOREM 1.2. *Let ϕ be a transitive pseudo-Anosov flow on a closed 3-manifold. Then ϕ has a Birkhoff section with two boundary components, where each boundary component is embedded along a closed orbit of ϕ .*

Theorem 1.2 follows from the more technical Theorem 6.4 which, in addition, gives explicit bounds on the Euler characteristic of the Birkhoff section as well as the complexity of its boundary components.

For the rest of this introduction, we discuss the context of Theorem 1.2 within the literature of pseudo-Anosov flows, describe some ideas in the proof of Theorem 1.2, and provide an outline of the paper.

1.1. *Context for ‘two boundary components’.* In [Thu97, p. 57], Thurston asks for a description of ‘the minimal collections of orbits that need to be removed for the [pseudo-Anosov] flow to admit a section’. Theorem 1.2 can be seen as some progress toward this: for a general pseudo-Anosov flow, a minimal collection with the least number of elements will have two orbits. In fact, Theorem 1.2 gives slightly more since it asserts that one can find a Birkhoff section with one boundary component embedded along each of two closed orbits.

In the case of Anosov flows, Marty recently showed that an Anosov flow admits a Birkhoff section with only one boundary component if and only if it is skew \mathbb{R} -covered ([Mar21, Theorem G], [Mar23, Theorem E]). Together with Theorem 1.2, this provides the following neat trichotomy for Anosov flows:

Orbit space	Birkhoff section
Trivial \mathbb{R} -covered	Closed
Skew \mathbb{R} -covered	One boundary component
Non- \mathbb{R} -covered	Two boundary components

See also [Mar23, Table 1].

In particular, since plenty of non- \mathbb{R} -covered Anosov flows are known to exist (see, for example [BI23]), this shows that Theorem 1.2 is sharp. This also gives an exact classification of Anosov flows for which Theorem 1.2 is sharp.

1.2. *Veering triangulations.* We review some key points from the theory of veering triangulations to explain some ideas in the proof of Theorem 1.2. See §§2.3, 3, and 4 for more details.

Let ϕ be a pseudo-Anosov flow on an oriented closed 3-manifold M . Let \mathcal{C} be a collection of closed orbits satisfying the technical condition that ϕ has no perfect fits relative to \mathcal{C} ; we show that such a collection always exists when ϕ is transitive.

PROPOSITION 2.7. *Let ϕ be a transitive pseudo-Anosov flow on a closed 3-manifold. There exists a collection of orbits \mathcal{C} such that ϕ is without perfect fits relative to \mathcal{C} . In fact, \mathcal{C} can be chosen to be the set of singular orbits and one other orbit.*

The main result is then that there exists a veering triangulation on the cusped manifold $M \setminus \bigcup \mathcal{C}$. Moreover, the 2-skeleton of the triangulation is positively transverse to ϕ and the combinatorics of the triangulation encodes the dynamics of the flow.

The existence of the triangulation is the unpublished work of Agol-Guéritaud, while transversality of the 2-skeleton is due to Landry, Minsky, and Taylor [LMT22]. To achieve this, they had to show that one can place the edges appropriately while constructing the triangulation. An important point for us is that there is no canonical choice for this placement of edges, and we shall use this freedom to construct some transverse surfaces to the flow.

1.3. *Method of constructing Birkhoff sections.* We introduce the notion of a broken transverse surface to a flow. These are surfaces which have a vertical boundary and a horizontal boundary. The vertical boundary is tangent to the flow whereas the interior of the surface and the horizontal boundary are transverse to the flow. See Definition 2.19 for details. Provided that their horizontal boundaries match up, one can glue up a collection of broken transverse surfaces into a transverse surface that only has vertical boundary. If in addition every orbit meets one of the broken transverse surfaces in finite time, then the glued up transverse surface would be a Birkhoff section.

For a given pseudo-Anosov flow ϕ , we construct two types of broken transverse surfaces out of the combinatorial data of an associated veering triangulation Δ .

The first type of surfaces is helicoids. We construct these from winding edge paths, which are edge paths in the universal cover $\tilde{\Delta}$ that wind around an orbit. The vertical boundary of such a helicoidal surface is the orbit that the edge path winds around, while the horizontal boundary is the collection of edges in the edge path (see Figure 28). It is here that the edge placements mentioned in the previous subsection come up. We have to argue that we can arrange for this winding behavior to occur where we expect it to. This is done in a fairly technical trace through Landry, Minsky, and Taylor's work in §3.

The second type of surfaces comes from the shearing decomposition of veering triangulations, introduced by Schleimer and Segerman in [SS]. These surfaces are obtained

by putting together faces of the triangulation, and essentially have no vertical boundary. See §6.1 for details.

For the proof of Theorem 6.4, we first choose sufficiently many surfaces of the second type to intersect all the orbits, then show that we can construct two helicoids with matching horizontal boundary. This allows us to glue the surfaces up into an immersed Birkhoff section. A standard trick of Fried [Fri83] then allows us to resolve the self-intersections and get an honest Birkhoff section. The boundary of this Birkhoff section comes from the vertical boundary of the two helicoids, and hence consists of exactly two closed orbits.

In our construction, we will also keep track of the complexity of the various objects involved, so as to obtain the explicit bounds in Theorem 6.4. The reader who is ultimately only interested in Theorem 1.2 can skip these parts.

1.4. *Outline of the paper.* In §2, we recall some background knowledge about pseudo-Anosov flows, Birkhoff sections, and veering triangulations. In §3, we recall the construction in [LMT22] of the veering triangulation associated to a pseudo-Anosov flow, explaining how we can arrange for winding edge paths along the way. In §4, we recall work in [LMT22] on encoding closed orbits of the flow using the dual graph and flow graph of the veering triangulation. This is so that we can define the flow graph complexity of closed orbits and establish some lemmas for keeping track of complexities.

In §5, we explain how to construct the helicoidal broken transverse surfaces as mentioned above. The construction goes through objects which we call edge sequences. These lift up to winding edge paths in the universal cover which bound the desired helicoids. In §6, we recall the shearing decomposition, and we prove Theorems 6.3 and 6.4. In §7, we include some extra discussion of our theorems and present some future questions coming out of this paper.

1.5. *Notational conventions.* Throughout this paper, we will use the following notation.

- $X \setminus Y$ will denote the metric completion of $X \setminus Y$ with respect to the induced path metric from X . In addition, we will call the components of $X \setminus Y$ the complementary regions of Y in X .
- \tilde{X} will denote the universal cover of X , unless otherwise stated.
- Suppose α is a path, then $-\alpha$ will denote the path traversed in the opposite direction.
- Suppose α and β are paths, where the ending point of α equals to the starting point of β , then $\alpha * \beta$ will denote the concatenated path obtained by traversing α then β .
- Suppose \mathcal{C} is a collection of sets, then $\bigcup \mathcal{C}$ will denote the union over all elements of \mathcal{C} .

2. Background

2.1. *Pseudo-Anosov flows.* We recall the definition of a pseudo-Anosov flow.

Definition 2.1. Let $n \geq 2$ be an integer. Let $p_n : \mathbb{R}^2 \rightarrow \mathbb{R}^2$ be the map defined by identifying $\mathbb{R}^2 \cong \mathbb{C}$ and sending z to $z^{n/2}$. When n is odd, one has to choose a branch; any choice here would work. Consider the foliations of \mathbb{R}^2 by vertical and horizontal lines.

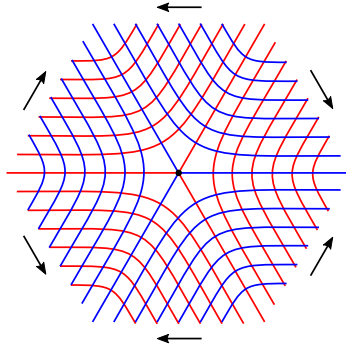


FIGURE 1. The dynamics of $\phi_{n,0,\lambda}$ for $n = 3$.

Let l_n^s, l_n^u be the singular foliations of \mathbb{R}^2 obtained by pulling back these foliations under p_n , respectively. We refer to lifts of the quadrants in \mathbb{R}^2 under p_n as *quadrants* as well.

Let $\lambda > 1$. Consider the map $\begin{bmatrix} \lambda & 0 \\ 0 & \lambda^{-1} \end{bmatrix} : \mathbb{R}^2 \rightarrow \mathbb{R}^2$. Let $\phi_{n,0,\lambda} : \mathbb{R}^2 \rightarrow \mathbb{R}^2$ be the lift of this map over p_n that preserves the quadrants. Let $\phi_{n,k,\lambda} : \mathbb{R}^2 \rightarrow \mathbb{R}^2$ be the composition of $\phi_{n,0,\lambda}$ and rotation by $2\pi k/n$ anticlockwise. Since $\begin{bmatrix} \lambda & 0 \\ 0 & \lambda^{-1} \end{bmatrix}$ preserves the foliations of \mathbb{R}^2 by vertical and horizontal lines, respectively, l_n^s and l_n^u are preserved by $\phi_{n,k,\lambda}$. We depict the dynamics of $\phi_{n,0,\lambda}$ for $n = 3$ in Figure 1.

Let $\Phi_{n,k,\lambda}$ be the mapping torus of $\phi_{n,k,\lambda}$, let Λ^s, Λ^u be the suspensions of l_n^s, l_n^u , respectively, and consider the suspension flow on $\Phi_{n,k,\lambda}$. Call the suspension of the origin the *singular orbit* of $\Phi_{n,k,\lambda}$.

Definition 2.2. A *pseudo-Anosov flow* on a closed 3-manifold M is a C^1 -flow ϕ_t satisfying the following.

- There is a finite collection of closed orbits $\{\gamma_1, \dots, \gamma_s\}$, called the *singular orbits*, such that ϕ_t is smooth away from the singular orbits.
- There is a path metric d on M , which is induced from a Riemannian metric g away from the singular orbits.
- Away from the singular orbits, there is a splitting of the tangent bundle into three ϕ_t -invariant line bundles $TM = E^s \oplus E^u \oplus T\phi_t$, such that

$$|d\phi_t(v)| < C\lambda^{-t}|v|$$

for every $v \in E^s, t > 0$, and

$$|d\phi_t(v)| < C\lambda^t|v|$$

for every $v \in E^u, t < 0$, for some $C, \lambda > 1$.

- Each singular orbit γ_i has a neighborhood N_i and a map f_i sending N_i to a neighborhood of the singular orbit in $\Phi_{n_i,k_i,\lambda}$, for some $n_i \geq 3$, such that f_i is bi-Lipschitz on N_i and smooth away from γ_i , preserves the orbits, and sends E^s, E^u to line bundles tangent to Λ^s, Λ^u , respectively. In this case, we say that γ_i is *n_i -pronged*. By extension, we also say that a non-singular orbit is *2-pronged*.

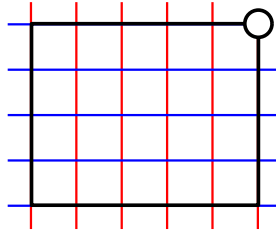


FIGURE 2. A perfect fit rectangle.

We call the (possibly singular) foliation which is tangent to $E^s \oplus T\phi_t$ away from the singular orbits and given by the image of $\Lambda^s \subset \Phi_{n_i, k_i, \lambda}$ under f_i near the singular orbits the *stable foliation* Λ^s . We define the *unstable foliation* Λ^u similarly.

An *Anosov flow* is a pseudo-Anosov flow without singular orbits.

Definition 2.3. A flow on a closed 3-manifold M is said to be *transitive* if it has an orbit that is dense in M .

Definition 2.4. Let ϕ_i be a flow on a 3-manifold M_i for $i = 1, 2$. We say that ϕ_1 is *orbit equivalent* to ϕ_2 if there is a homeomorphism $h : M_1 \rightarrow M_2$ sending orbits of ϕ_1 to orbits of ϕ_2 in an orientation preserving way (but not necessarily preserving the parameterizations by the flows). In this case, we say that h is an *orbit equivalence*.

We next recall the definition of no perfect fits. This was introduced by Fenley in [Fen99] and slightly generalized in [AT22]. Here we use the generalized definition.

Definition 2.5. Let ϕ be a pseudo-Anosov flow on a closed 3-manifold M , and let \mathcal{C} be a non-empty finite collection of closed orbits of ϕ which includes all the singular orbits of ϕ . Lift ϕ up to a flow $\tilde{\phi}$ on the universal cover \tilde{M} . Let $\tilde{\mathcal{C}}$ be the set of orbits of $\tilde{\phi}$ which cover the orbits in \mathcal{C} .

Let \mathcal{O} be the space of orbits of $\tilde{\phi}$, endowed with the quotient topology. We refer to \mathcal{O} as the *orbit space* of ϕ . It is shown in [FM01, Proposition 4.2] that \mathcal{O} is homeomorphic to \mathbb{R}^2 , and the images of Λ^s, Λ^u under the projection $\tilde{M} \rightarrow \mathcal{O}$ are two (possibly singular) one-dimensional foliations $\mathcal{O}^s, \mathcal{O}^u$, respectively.

A *perfect fit rectangle* is a rectangle-with-one-ideal-vertex properly embedded in \mathcal{O} such that the restrictions of \mathcal{O}^s and \mathcal{O}^u to the rectangle foliate it as a product that is conjugate to the foliations of $[0, 1]^2 \setminus \{(1, 1)\}$ by vertical and horizontal lines. See Figure 2.

We say that ϕ has *no perfect fits relative to \mathcal{C}* if every perfect fit rectangle in \mathcal{O} intersects $\tilde{\mathcal{C}}$.

If ϕ has no perfect fits relative to the collection of singular orbits, then we say that ϕ has *no perfect fits*.

Construction 2.6. Let ϕ be a pseudo-Anosov flow on a closed 3-manifold M and let γ be a closed orbit of ϕ . Let $N(\gamma)$ be a small tubular neighborhood of γ . The leaf of the restricted foliation $\Lambda^s|_{N(\gamma)}$ containing γ intersects $\partial N(\gamma)$ in a collection of closed curves. Let l be the union of all these curves.

Let s be a slope on $\partial N(\gamma)$ such that $|\langle s, l \rangle| \geq 2$, and let M' be the closed 3-manifold obtained by Dehn filling $M \setminus N(\gamma)$ along s . Then there exists a pseudo-Anosov flow ϕ' on M' with a closed orbit γ' isotopic to the core of the Dehn filling, such that ϕ restricted to $M \setminus \gamma$ is orbit equivalent to ϕ' restricted to $M' \setminus \gamma'$. Moreover, γ' will be $|\langle s, l \rangle|$ -pronged.

Such a construction is commonly known in the literature as *Goodman–Fried surgery*. The history behind this is rather interesting. Goodman, in [Goo83], introduced a way of performing this construction: one excises a round handle neighborhood of γ and inserts another round handle neighborhood which achieves the correct filling slope s to get ϕ' . Fried, in [Fri83], introduced another way of performing this construction: one ‘blows up’ the flow along γ and collapses the torus boundary component along the filling slope s to get ϕ' . It was assumed early on that the flows produced by the two methods are orbit equivalent, but it was later realized that there was no rigorous proof of this. It was only recently shown by Shannon in his thesis [Sha20] that this is indeed the case when ϕ is transitive, and even now, it is still open whether this is true when ϕ is not transitive. See [Sha20] for a more in-depth discussion. For the purposes of this paper, one can just choose their preferred way of performing the surgery when we say perform Goodman–Fried surgery.

PROPOSITION 2.7. *Let ϕ be a transitive pseudo-Anosov flow on a closed 3-manifold M . There exists a collection of orbits \mathcal{C} such that ϕ is without perfect fits relative to \mathcal{C} . In fact, \mathcal{C} can be chosen to be the set of singular orbits and one other orbit.*

Proof. We first make the following definition.

Definition 2.8. Recall the notation in Definition 2.1. The preimage of the square $[-1, 1]^2$ under p_n is a $2n$ -gon. We call the copy of this $2n$ -gon in a fiber of the mapping torus $\Phi_{n,k,\lambda}$ a *standard transverse $2n$ -gon*.

Now suppose $x \in M$. Suppose f is a homeomorphism sending a neighborhood of x to a neighborhood in $\Phi_{n,k,\lambda}$ containing a standard transverse $2n$ -gon R such that:

- f preserves the foliations Λ^s and Λ^u ;
- f sends x to a point $y \in R$.

Then we call the preimage $f^{-1}(R)$ a *transverse polygon* at x . The leaves of l_n^s and l_n^u that contain y divide R into certain regions. We call the preimage of one of these regions that contains y a *sector* of the transverse polygon.

Notice that we do not require x or y to lie on a singular orbit in this definition. Hence, for example, a transverse polygon at a point lying on a non-singular orbit can be a $(2n \geq 6)$ -gon, but in such a case, the transverse polygon will still only have four sectors.

Returning to the proof of the proposition, we fix some metric on M . There exists $\varepsilon > 0$ such that for every $x \in M$, there is a transverse polygon R at x for which each sector S of R intersects every orbit passing through the ε -neighborhood of some point $z \in S$. Such ε can be chosen for x in small neighborhoods, then using compactness of M , we obtain a uniform ε .

Meanwhile, by transitivity and the shadowing lemma (see [Man98, Lemma 1.3]), there exists a closed orbit γ of ϕ that intersects every ε -neighborhood in M . By the choice of

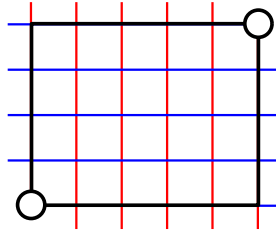


FIGURE 3. A lozenge.

ε above, we know that for every $x \in M$, there is a transverse polygon R at x such that γ intersects every sector of R . We take \mathcal{C} to be the set of singular orbits and γ , and claim that ϕ has no perfect fits relative to \mathcal{C} .

To show the claim, we recall the notion of lozenges, which were also introduced by Fenley in [Fen99].

Definition 2.9. A lozenge is a rectangle-with-two-opposite-ideal-vertices properly embedded in \mathcal{O} such that the restrictions of \mathcal{O}^s and \mathcal{O}^u to the rectangle foliate it as a product that is conjugate to the foliations of $[0, 1]^2 \setminus \{(0, 0), (1, 1)\}$ by vertical and horizontal lines. See Figure 3.

The result we need to use is the following.

PROPOSITION 2.10. [Fen16, Proposition 5.5] *Let ϕ be a pseudo-Anosov flow on a closed 3-manifold M . If the orbit space of ϕ contains a perfect fit rectangle, then it contains a lozenge.*

Returning to the proof of our claim, we first perform Goodman–Fried surgery on γ to make it singular, that is, we get a pseudo-Anosov flow ϕ' on a closed 3-manifold M' with a singular orbit γ' , such that ϕ restricted to $M \setminus \gamma$ is orbit equivalent to ϕ' restricted to $M' \setminus \gamma'$. If we let \mathcal{O} and \mathcal{O}' be the orbit spaces of ϕ and ϕ' , respectively, then the orbit equivalence $M \setminus \gamma \cong M' \setminus \gamma'$ induces a homeomorphism $\widetilde{\mathcal{O} \setminus \{\gamma\}} \cong \widetilde{\mathcal{O}' \setminus \{\gamma'\}}$ which maps the lifted stable/unstable foliations of one flow to the other.

Now suppose that \mathcal{O} contains a perfect fit rectangle disjoint from $\{\gamma\}$, then we can lift it to $\widetilde{\mathcal{O} \setminus \{\gamma\}}$, transfer it to $\widetilde{\mathcal{O}' \setminus \{\gamma'\}}$, then project down to \mathcal{O}' to get a perfect fit rectangle in \mathcal{O}' . By Proposition 2.10, \mathcal{O}' contains a lozenge. We can then run the above reasoning backward to obtain a lozenge L in \mathcal{O} disjoint from $\{\gamma\}$.

Let α be one of the (non-ideal) corners of L . Recall that α is an orbit of $\tilde{\phi}$. Let x be a point on α . We know from above that there is a transverse polygon R at the image of x in M such that γ intersects every sector of R . Lift R to $\tilde{R} \subset \tilde{M}$ containing x . One of the sectors of \tilde{R} projects down to a region contained in $L \subset \mathcal{O}$. However, some element of $\{\gamma\}$ lies within such a region, contradicting the fact that L is disjoint from $\{\gamma\}$. \square

Remark 2.11. We note that, conversely, if ϕ is a pseudo-Anosov flow on a closed 3-manifold M without perfect fits relative to some collection of closed orbits \mathcal{C} , then ϕ must be transitive.

To show this, we first perform Goodman–Fried surgery on orbits in \mathcal{C} to make them singular, that is, we get a pseudo-Anosov flow ϕ' on a closed 3-manifold M' with a collection of singular orbits \mathcal{C}' , such that ϕ restricted to $M \setminus \bigcup \mathcal{C}$ is orbit equivalent to ϕ' restricted to $M' \setminus \bigcup \mathcal{C}'$.

We claim that ϕ' has no perfect fits. Otherwise, using the argument in the proof above, we can transfer a perfect fit rectangle in \mathcal{O}' to a perfect fit rectangle in \mathcal{O} that is disjoint from $\tilde{\mathcal{C}}$, contradicting the hypothesis. Now by [Fen12, Corollary E], M' is atoroidal, and by [Mos92, Proposition 2.7], ϕ' is transitive. This implies that ϕ is transitive.

Remark 2.12. Using Theorem 1.1, one can obtain a much simpler proof of the first part of Proposition 2.7. Indeed, the existence of a Birkhoff section, say, with boundary along a collection of closed orbits \mathcal{C} , implies that there exists a pseudo-Anosov flow ϕ' on a closed 3-manifold M' with a collection of closed orbits \mathcal{C}' , such that ϕ' is the suspension flow on some pseudo-Anosov mapping torus, and such that ϕ restricted to $M \setminus \bigcup \mathcal{C}$ is orbit equivalent to ϕ' restricted to $M' \setminus \bigcup \mathcal{C}'$.

However, it is well known that suspension flows have no perfect fits, see, for example, [Fen12, Theorem G]. Hence, ϕ has no perfect fits relative to \mathcal{C} , for otherwise, we can apply the argument in the proof above to transfer a perfect fit rectangle in \mathcal{O} disjoint from $\tilde{\mathcal{C}}$ to a perfect fit rectangle in \mathcal{O}' .

One of the drawbacks of this proof, however, is that, as pointed out in §1, Fried’s and Brunella’s proofs of Theorem 1.1 do not offer any control over the complexity of \mathcal{C} . In particular, we do not know of a way of recovering the second statement of Proposition 2.7 using this proof. Another reason for using the longer proof is that we aim to offer an independent proof of Theorem 1.1 in this paper, and so we should avoid a circular argument.

One of the convenient features of a pseudo-Anosov flow without perfect fits is the following generalization of [Fen99, Theorem 4.8].

LEMMA 2.13. *Let ϕ be a pseudo-Anosov flow on a closed 3-manifold M without perfect fits relative to a collection of orbits \mathcal{C} . Suppose γ_1 and γ_2 are two closed orbits of ϕ which are not elements of \mathcal{C} . If $[\gamma_1]^{k_1} = [\gamma_2]^{k_2}$ in $\pi_1(M \setminus \bigcup \mathcal{C})$, then $\gamma_1 = \gamma_2$.*

Proof. Assume otherwise. We apply Goodman–Fried surgery on the orbits in \mathcal{C} to make them singular, that is, we get a pseudo-Anosov flow ϕ' on a closed 3-manifold M' with a collection of singular orbits \mathcal{C}' , such that ϕ restricted to $M \setminus \bigcup \mathcal{C}$ is orbit equivalent to ϕ' restricted to $M' \setminus \bigcup \mathcal{C}'$. Here, γ_1 and γ_2 are sent by the orbit equivalence to closed orbits of ϕ' in $M' \setminus \bigcup \mathcal{C}'$, which we still call γ_1 and γ_2 , respectively, such that $\gamma_1^{k_1}$ is homotopic to $\gamma_2^{k_2}$ in M' . By [Fen99, Theorem 4.8], ϕ' must have perfect fits. However, then one can transfer a perfect fit rectangle from the orbit space of ϕ' to that of ϕ as in the proof of Proposition 2.7 and obtain a contradiction. □

2.2. Birkhoff sections

Definition 2.14. Let ϕ be a pseudo-Anosov flow on a closed 3-manifold M . An *immersed Birkhoff section* is an immersed cooriented compact surface with boundary S such that the following hold.

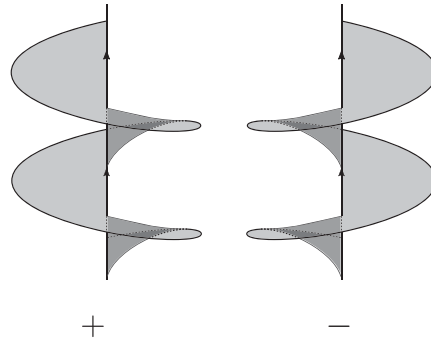


FIGURE 4. A Birkhoff section near a positive/negative boundary component.

- The interior of S is positively transverse to the orbits of ϕ .
- The boundary of S is a union of closed orbits of ϕ .
- Every orbit of ϕ intersects S in finite forward and finite backward time, that is, for every $x \in M$, there exists $t_1, t_2 > 0$ such that $\phi_{t_1}(x) \in S$ and $\phi_{-t_2}(x) \in S$.

When M is oriented, we orient the boundary components of S using the induced orientation on S . We say that a boundary component of S is *positive* if its orientation agrees with the flow direction, otherwise it is *negative*. See Figure 4.

Let \mathcal{C} be the set of closed orbits for which some element of ∂S lies along. The *complexity* of S is defined to be $c(S) = -\chi_{\text{top}}(S \setminus \mathcal{C})$, where χ_{top} denotes the Euler characteristic of the underlying space. In other words, we puncture the immersed surface at the points where it intersects its boundary and compute the negative of its Euler characteristic.

A *Birkhoff section* is an immersed Birkhoff section that is embedded in its interior. Note that the complexity of a Birkhoff section is equal to the negative of its Euler characteristic.

Having an immersed Birkhoff section is essentially as good as having a Birkhoff section, since we have the following resolution trick, introduced by Fried in [Fri83].

Construction 2.15. Let ϕ be a pseudo-Anosov flow on a closed 3-manifold M . Let S be an immersed Birkhoff section. By a slight perturbation, we can assume that S is in general position. In this case, the self-intersection set of S is a graph that can be described as follows.

We call the interior points that are identified with a boundary point the *cut points*, and call the interior points that are identified with two other interior points the *triple points*. Then the self-intersection set of S is a union of some boundary components and some curves and arcs that have endpoints on boundary components and cut points, and which are disjoint except for intersecting three at a time at triple points. We call each such a curve or arc a *double curve or arc*, respectively.

For each double curve or arc l , we cut and paste along l as in Figure 5 first row. The local picture around a cut point is as in Figure 5 second row, and the local picture around a triple point is as in Figure 5 third row. This results in a surface that is embedded in its interior but may not be immersed along its boundary. We call the boundary points that are not immersed the *turning points*. Inductively, for each turning point, we cut and paste

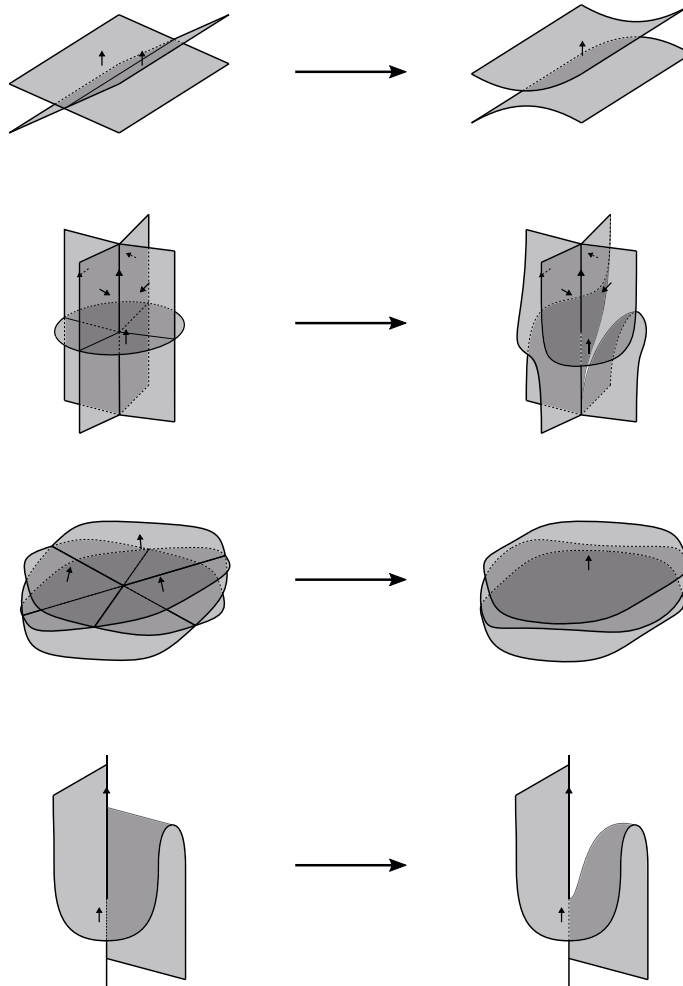


FIGURE 5. Performing Fried resolution on an immersed Birkhoff section.

along the arcs that are identified on either side of the turning point as in Figure 5 last row. We eventually get rid of all the turning points and get a Birkhoff section S' . We call S' the *Fried resolution* of S .

We caution that a closed orbit γ in ∂S may not be in $\partial S'$. This disappearance of boundary orbits happens exactly when the homology class of $S \cap \partial N(\gamma)$ is a multiple of the meridian, where in the last step of getting rid of the turning points, we end up collapsing the boundary components that lie on γ .

We also note that if ∂S is embedded along a closed orbit γ , then the same is true for $\partial S'$. In general, the (signed) intersection number of $S \cap \partial N(\gamma)$ with the meridian at γ is preserved under Fried resolution, since the effect of the operation on the homology class of $S \cap \partial N(\gamma)$ is summing with multiples of the meridian.

LEMMA 2.16. *Let S be an immersed Birkhoff section and S' be its Fried resolution. Then $c(S) \geq c(S')$.*

To explain this proof, we make the following definition.

Definition 2.17. A surface with corners is a surface with boundary S along with a finite collection of points on ∂S , which we call the *corners*. The complementary regions of the corners in ∂S are called the *sides*. A *punctured surface with corners* is a surface with corners S with a finite collection of interior points and corners removed.

The *index* of a surface with corners S is defined to be $\text{ind}(S) = \chi_{\text{top}}(S) - \frac{1}{4}\# \text{ corners}$. If we remove x interior points and y corners from S to get a punctured surface with corners S' , then the *index* of S' is defined to be $\text{ind}(S') = \text{ind}(S) - x - \frac{1}{4}y$.

Note that the index is additive, in the sense that if a punctured surface with corners S is divided into S' by a collection of disjoint curves and properly embedded arcs, then $\text{ind}(S) = \text{ind}(S')$.

Remark 2.18. A good motivation and mnemonic for the definition of the index comes from the Gauss–Bonnet formula: if a surface with corners S can be endowed with a hyperbolic metric such that the sides are geodesic and the corners form right angles, then $\text{ind}(S) = -\text{area}(S)/2\pi$. Similarly, if a punctured surface with corners S' is obtained by removing interior points and corners from S , and if S' admits a hyperbolic metric such that the sides are geodesics, the unremoved corners form right angles, and the removed points form cusps, then $\text{ind}(S) = -\text{area}(S)/2\pi$.

Proof of Lemma 2.16. Let I be the self-intersection set of S and let V be the set of cut points and triple points of S . Let S_1 be the surface obtained after cutting and pasting along the double curves and arcs of S , and let I_1 and V_1 be the images of I and V in S_1 , respectively. Notice that S_1 can be obtained from S by cutting along I and gluing back the pieces in a different way.

Now observe that $I \setminus V$ is a collection of curves and properly embedded arcs in the punctured surface $S \setminus V$ that divides it into punctured surface with corners $(S \setminus V) \setminus (I \setminus V)$. Similarly, $I_1 \setminus V_1$ is a collection of curves and properly embedded arcs in the punctured surface $S_1 \setminus V_1$ that divides it into a punctured surface with corners $(S_1 \setminus V_1) \setminus (I_1 \setminus V_1)$, and we have $(S \setminus V) \setminus (I \setminus V) = (S_1 \setminus V_1) \setminus (I_1 \setminus V_1)$. Hence, $\text{ind}(S \setminus V) = \text{ind}(S_1 \setminus V_1)$ and

$$c(S) = -\text{ind}(S \setminus V) - \# \text{ triple points} = -\text{ind}(S_1 \setminus V_1) - \# \text{ triple points} = -\chi_{\text{top}}(S_1).$$

Meanwhile, S' is obtained from S_1 by resolving the turning points on ∂S_1 . This changes the topology of S_1 by possibly collapsing some boundary components. This collapsing happens when a boundary component of S_1 is immersed along a closed orbit via a null-homotopic map; after resolving turning points on this boundary component, it is mapped to a single point in M . Topologically, this is equivalent to filling in certain boundary components of S_1 by discs, and hence

$$c(S) = -\chi_{\text{top}}(S_1) \geq -\chi_{\text{top}}(S') = c(S'). \quad \square$$

As mentioned in §1, the way we will construct Birkhoff sections in this paper is to assemble multiple pieces of surfaces. To that end, we define the notion of broken transverse surfaces.

Definition 2.19. Let ϕ be a pseudo-Anosov flow on a closed 3-manifold M . A *broken transverse surface* is an immersed cooriented surface with corners S such that the following hold.

- The interior of S is positively transverse to the orbits of ϕ .
- Every boundary component α of S has an even number of corners. The sides along α lie along closed orbits or are transverse to the orbits of ϕ alternatingly.

We denote the union of sides of S that lie along closed orbits by $\partial_v S$ and call it the *vertical boundary* of S . We denote the union of sides of S that are transverse to orbits of ϕ by $\partial_h S$ and call it the *horizontal boundary* of S .

When M is oriented, we orient the sides of S using the induced orientation on S . A side in $\partial_v S$ is said to be *positive* if its orientation agrees with the flow direction, otherwise it is *negative*.

If S is a broken transverse surface whose sides in $\partial_h S$ can be grouped together in pairs (e_1, e_2) such that $e_1 = -e_2$ as paths, and if every orbit of ϕ intersects S in finite forward and backward time, then S can be glued along each pair of sides to give a surface immersed in its interior. The surface may not be immersed along its boundary if the signs of the sides in $\partial_v S$ do not match up, but we can apply the last step of Fried resolution to resolve any turning points and get an immersed Birkhoff section S' .

Let $\{\gamma_1, \dots, \gamma_k\}$ be the set of orbits for which some element of $\partial S'$ lies along. Using additivity of the index, we get the bound $c(S') \leq -\text{ind}(S) + \sum_{i=1}^k \langle S, \gamma_i \rangle$. As in Lemma 2.16, strict inequality holds if we have to collapse a boundary component while resolving turning points.

2.3. Veering triangulations. We recall the definition of a veering triangulation.

Definition 2.20. An *ideal tetrahedron* is a tetrahedron with its four vertices removed. The removed vertices are called the *ideal vertices*. An *ideal triangulation* of a 3-manifold M is a decomposition of M into ideal tetrahedra glued along pairs of faces.

A *taut structure* on an ideal triangulation is a labeling of the dihedral angles by 0 or π , such that the following hold.

- Each tetrahedron has exactly two dihedral angles labeled π , and they are opposite to each other.
- The angle sum around each edge in the triangulation is 2π .

A *transverse taut structure* is a taut structure along with a coorientation on each face, such that for any 0-labeled edge in a tetrahedron, exactly one of the faces adjacent to it is cooriented inwards. A *transverse taut ideal triangulation* is an ideal triangulation with a transverse taut structure.

In this paper, we will take the convention that the coorientations are always pointing upward.

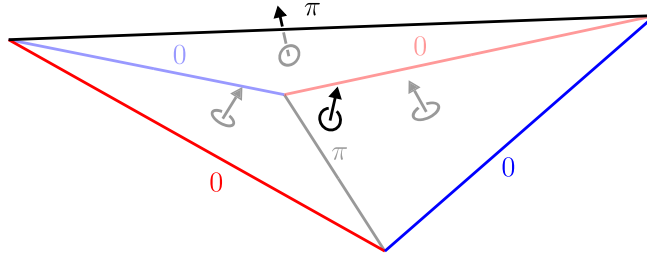


FIGURE 6. A tetrahedron in a veering triangulation. There are no restrictions on the colors of the top and bottom edges.

Definition 2.21. A *veering structure* on a transverse taut ideal triangulation of an oriented 3-manifold is a coloring of the edges by red or blue, so that if we look at each tetrahedron with a π -labeled edge in front, the four outer 0-labeled edges, starting from an end of the front edge and going counter-clockwise, are colored red, blue, red, blue, respectively. See Figure 6.

A *veering triangulation* is a transverse taut ideal triangulation with a veering structure.

Remark 2.22. In this paper, as the reader would have noticed in §2.1, we take the convention of drawing stable foliations in red and unstable foliations in blue, which is common in the literature. The reader is cautioned that this usage of red/blue has no relation with using the same colors for the edges of veering triangulations; it is simply an unfortunate coincidence, perhaps due to the fact that there are only so many conspicuous colors to the human eye. To avoid confusion, we will reserve the colors red/blue in our figures for the latter usage when both contexts are present.

We recall some basic combinatorial facts about veering triangulations.

An edge e in a veering triangulation Δ is the bottom edge of a unique tetrahedron and the top edge of a unique tetrahedron. We say that these tetrahedra lie *above* and *below* e , respectively. In between these tetrahedra, on either side of e , there is an (*a priori*, possibly empty) collection of tetrahedra incident to e , each having e as a side edge. We refer to this collection as a *stack* of tetrahedra on a side of e . Definition 2.23 and Proposition 2.24 below describe the structure of these stacks.

Definition 2.23. A tetrahedron in Δ is called a *toggle tetrahedron* if the colors on its top and bottom edges differ. It is called a *red/blue fan tetrahedron* if both its top and bottom edges are red/blue, respectively.

Note that some authors call toggle and fan tetrahedra *hinge* and *non-hinge*, respectively.

PROPOSITION 2.24. [FG13, Observation 2.6] *Let e be an edge in a veering triangulation Δ . The stacks of tetrahedra on each side of e must be non-empty. Suppose e is blue/red. If there is exactly one tetrahedron in one stack, then that tetrahedron is a blue/red fan tetrahedron, respectively. If there are $n > 1$ tetrahedra in one stack, then going from bottom to top in that stack, the tetrahedra are: one toggle tetrahedron, $n - 2$ red/blue fan tetrahedra, and one toggle tetrahedron.*

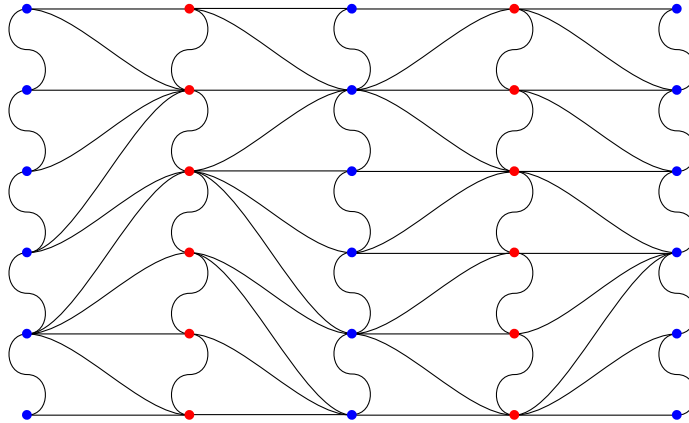


FIGURE 7. The boundary triangulation at a vertex of a veering triangulation.

The number of tetrahedra in the stack of tetrahedra to a side of an edge is referred to as the *length* of the stack.

For any veering triangulation Δ , one can complete the ideal triangulation by adding in the removed vertices of the ideal tetrahedra. The resulting space will not be a manifold since the link of each vertex is never a ball. Regardless, we will denote this completed triangulation as $\overline{\Delta}$. Let T be a vertex of $\overline{\Delta}$ and let $N(T)$ be a small neighborhood of T in $\overline{\Delta}$. Here, $\partial N(T)$ inherits a *boundary triangulation* $\partial\Delta$, where the vertices/edges/faces of $\partial\Delta$ correspond to vertices of edges/faces/tetrahedra of $\overline{\Delta}$ at T , respectively. In particular, each vertex of $\partial\Delta$ inherits the color of the corresponding edge of Δ , and each edge of $\partial\Delta$ inherits the coorientation of the corresponding face of Δ .

As a consequence of the veering structure, the boundary triangulation has to take on a particular form. Namely, there exist edge paths $\{l_i\}_{i \in \mathbb{Z}}$ in $\partial\Delta$ such that the following hold.

- The vertices along l_{2i} are all colored blue, while the vertices along l_{2i+1} are all colored red.
- The faces between l_{2i} and l_{2i+1} form a stack of upward pointing triangles, while the faces between l_{2i+1} and l_{2i+2} form a stack of downward pointing triangles.

See Figure 7, and see [FG13, §2] for explanations. In this paper, we will take the convention that the indices are increasing from left to right, when we look at $\partial\Delta$ from inside $N(T)$.

We orient each l_i to go upward, that is, in the direction that agrees with the coorientations on the edges of $\partial\Delta$. We call these oriented curves the *ladderpole curves* at T . If we want to be more specific, we will call l_i a *blue/red ladderpole curve* if it contains only blue/red vertices, respectively.

When $\overline{\Delta}$ is compact, $\partial\Delta$ is a triangulation of the torus $\partial N(T)$. In particular, there are only a finite, even number of ladderpole curves, that is, we have $l_i = l_{i+2n}$ for some $n \geq 1$, and l_1, \dots, l_{2n} are distinct. In this case, we say that n is the *ladderpole multiplicity* of T . We can complete a ladderpole curve into a basis for $H_1(\partial N(T))$ by defining a *ladderpole*

transversal at T to be an embedded edge path t of $\partial\Delta$ such that $\langle t, l_1 \rangle = 1$. Ladderpole transversals always exist: starting from l_1 , one can move from each l_i to l_{i+1} (indices taken mod n) using one edge, and when one returns to l_1 , one can complete the path by going up or down along l_1 . We call a choice of a ladderpole transversal at each vertex of $\overline{\Delta}$ a *system of ladderpole transversals*.

For convenience, we use the following shorthand in the rest of the paper.

- We refer to a vertex of $\overline{\Delta}$ as a vertex of Δ .
- We refer to a vertex of $\partial\Delta$ by the same name as the edge of $\overline{\Delta}$ to which it corresponds.

We make one more definition that will play a role in §6.1.

Definition 2.25. Let t be a tetrahedron in Δ . An *equatorial square* (or *square* in short) in t is a quadrilateral-with-4-ideal-vertices properly embedded in t with its four sides along the side edges of t .

To establish the bounds in Theorems 6.3 and 6.4, we will need to compute bounds on the complexity of various objects along the way. To that end, we fix the notation for the following parameters of a veering triangulation Δ :

- N will denote the number of tetrahedra in Δ , which equals to the number of edges in Δ ;
- δ will denote the maximum length of the stack of tetrahedra to a side of an edge;
- ν will denote the maximum ladderpole multiplicity over all vertices of Δ ;
- λ will denote the maximum length of all ladderpole curves (as edge paths of $\partial\Delta$).

3. From pseudo-Anosov flows to veering triangulations

The following theorem is one of the main results in [LMT22].

THEOREM 3.1. [LMT22, Theorem 5.1] *Let ϕ be a pseudo-Anosov flow on an oriented closed 3-manifold M without perfect fits relative to a collection of closed orbits \mathcal{C} . Then there exists a veering triangulation Δ on $M \setminus \bigcup \mathcal{C}$ whose 2-skeleton is positively transverse to ϕ .*

In the following, we will refer to such a Δ as a veering triangulation *associated to ϕ* on $M \setminus \bigcup \mathcal{C}$. In this section, we will recall the proof of the theorem, with the goal of pointing out how the technical property of having winding edge paths, as briefly explained in §1, can be arranged for in the proof.

3.1. Rectangles. We fix the following setting. Let ϕ be a pseudo-Anosov flow on an oriented closed 3-manifold M without perfect fits relative to a collection of closed orbits \mathcal{C} . Let $\tilde{\phi}$ be the lift of ϕ to the universal cover \tilde{M} and let $\tilde{\mathcal{C}}$ be the set of orbits of $\tilde{\phi}$ which cover the orbits in \mathcal{C} . Let \mathcal{O} be the orbit space of ϕ .

We define the *completed flow space* \mathcal{P} to be the infinite branched cover of \mathcal{O} over $\tilde{\mathcal{C}}$ which restricts to the universal cover of $\mathcal{O} \setminus \tilde{\mathcal{C}}$. We denote the branch points on \mathcal{P} by \mathcal{S} . The foliations \mathcal{O}^s and \mathcal{O}^u lift to foliations \mathcal{P}^s and \mathcal{P}^u , respectively.

Finally, let $M^\circ = M \setminus \bigcup \mathcal{C}$. Lift the restricted flow $\phi|_{M^\circ}$ to $\hat{\phi}$ on \tilde{M}° . Note that $\mathcal{P} \setminus \mathcal{S}$ is the space of orbits of $\hat{\phi}$. In particular, $\pi_1(M^\circ)$ acts on \mathcal{P} , preserving the foliations \mathcal{P}^s and \mathcal{P}^u . Let $q : \tilde{M}^\circ \rightarrow \mathcal{P} \setminus \mathcal{S}$ be the quotient map.




FIGURE 8. From left to right: an edge rectangle, a face rectangle, and a tetrahedron rectangle.

Definition 3.2. A rectangle R in \mathcal{P} is a rectangle embedded in \mathcal{P} such that the restrictions of \mathcal{P}^s and \mathcal{P}^u foliate the rectangle as a product that is conjugate to the foliations of $[0, 1]^2$ by vertical and horizontal lines, and such that no element of \mathcal{S} lies in the interior of R .

Let R_1 and R_2 be rectangles in \mathcal{P} . Here, R_1 is said to be *taller* than R_2 if every leaf of \mathcal{P}^u that intersects R_2 intersects R_1 . Additionally, R_1 is said to be *wider* than R_2 if every leaf of \mathcal{P}^s that intersects R_2 intersects R_1 .

An *edge rectangle* in \mathcal{P} is a rectangle with two opposite corners on \mathcal{S} . A *face rectangle* in \mathcal{P} is a rectangle with one corner on \mathcal{S} and the two opposite sides to the corner containing elements of \mathcal{S} in their interior. A *tetrahedron rectangle* in \mathcal{P} is a rectangle all of whose sides contain elements of \mathcal{S} in their interior. See Figure 8.

In this paper, we will take the convention of drawing leaves of \mathcal{P}^s as vertical lines and leaves of \mathcal{P}^u as horizontal lines. As such, we will call the sides of a rectangle R that lie along leaves of \mathcal{P}^s as the *vertical sides* of R , and the sides that lie along leaves of \mathcal{P}^u as the *horizontal sides* of R .

Note that by our assumption of no perfect fits, we could have alternatively defined a face rectangle to be a rectangle maximal with respect to the property that one corner lies on \mathcal{S} , and a tetrahedron rectangle to be a maximal rectangle.

Recall that M is oriented. This determines an orientation on \mathcal{O} , and hence on \mathcal{P} , and allows us to make the following definition.

Definition 3.3. Let R be a rectangle in \mathcal{P} and let p be a corner of R . Let s be the vertical side of R which contains p . Orient s to point inward at p . Similarly, let u be the horizontal side of R which contains p and orient u to point inward at p . Here, p is said to be *the SW or NE corner* of R if (orientation of u , orientation of s) agrees with the orientation of \mathcal{P} at γ . Otherwise, p is said to be *the NW or SE corner* of R .

Let R be an edge rectangle. We say that R is *red* if its SW and NE corners lie on \mathcal{S} . We say that R is *blue* if its NW and SE corners lie on \mathcal{S} .

Definition 3.4. Let R be an edge rectangle in \mathcal{P} , let p and q be the two corners of R that lie in \mathcal{S} . A *veering diagonal* is an arc in R between p and q that is transverse to \mathcal{P}^s and \mathcal{P}^u .

With these definitions in place, we can briefly discuss the history and recall an outline of the proof of Theorem 3.1, as a warm up to the more technical work we will do in the rest of this section.

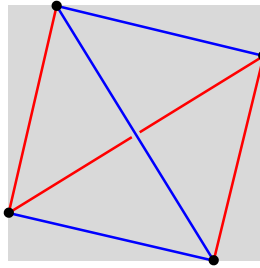


FIGURE 9. The boundary triangulation at a vertex of a veering triangulation.

It was first discovered by Agol and Guéritaud that if ϕ is a pseudo-Anosov flow on an orientable closed 3-manifold M without perfect fits relative to \mathcal{C} , then there is a veering triangulation on $M \setminus \bigcup \mathcal{C}$.

The idea of the proof is simple. Associate to each tetrahedron rectangle R a taut ideal tetrahedron t_R . Identify the ideal vertices of t_R with the elements of \mathcal{S} on the sides of R so that the edge rectangles contained in R correspond to edges of t_R and the face rectangles contained in R correspond to faces of t_R . The upper/lower π -labeled edges of t_R are the ones that correspond to edge rectangles as tall as and as wide as R , respectively, and we color the edges of t_R by the same color as the corresponding edge rectangle. See Figure 9.

We glue along two faces of two tetrahedra whenever they correspond to the same face rectangle. This gives a 3-manifold \tilde{N} with a veering triangulation. Notice that there is a natural properly discontinuous action of $\pi_1(M^\circ)$ on \tilde{N} . Let N be the quotient of this action. The veering triangulation on \tilde{N} quotients down to a veering triangulation on N . Meanwhile, by a theorem of Waldhausen [Wal68, Corollary 6.5], N is homeomorphic to $M \setminus \bigcup \mathcal{C}$, and hence there is a veering triangulation on the latter.

An unsatisfying feature of this construction, however, is that it is unclear how the veering triangulation interacts with the flow ϕ . This was rectified by Landry, Minsky, and Taylor in [LMT22], where they explicitly construct a homeomorphism $N \rightarrow M^\circ$ for which one can compare the image of the veering triangulation with the flow on M . In particular, they show that the image of the 2-skeleton is positively transverse to the flow, that is, the flow lines are transverse to the faces of the triangulation and the flow direction agrees with the coorientation on the faces.

The idea of their construction is to first choose a veering diagonal for each edge rectangle, such that for every face rectangle R , the three veering diagonals in the three edge rectangles in R are disjoint. This choice of veering diagonal is quite technical, and our task is to show that there is enough room in the construction so that a prescribed finite collection of edge paths can be made to be winding. Recall that this is in turn necessary for constructing the helicoidal broken transverse surfaces mentioned in §1.

Once this is accomplished, one defines a fibration $p : \tilde{N} \rightarrow \mathcal{P} \setminus \mathcal{S}$ by sending the edges of the veering triangulation to the veering diagonals in the corresponding edge rectangles, then sending the faces to the regions bounded by the three veering diagonals of the corresponding face rectangles, and the tetrahedra to the regions bounded by the four outer

veering diagonals of the corresponding tetrahedron rectangles. The preimages of p are lines that are transverse to the 2-skeleton of the triangulation.

One then constructs a $\pi_1(M^\circ)$ -equivariant map $h : \tilde{N} \rightarrow \tilde{M}^\circ$ such that $p = q \circ h$. In particular, h sends the preimages of p to flow lines of $\tilde{\phi}$, but not necessarily by homeomorphisms. Nonetheless, one can straighten out h on these preimages to get a $\pi_1(M^\circ)$ -equivariant homeomorphism $\tilde{f} : \tilde{N} \rightarrow \tilde{M}^\circ$ such that $p = q \circ \tilde{f}$. Quotient by $\pi_1(M^\circ)$ to get a homeomorphism $f : N \rightarrow M^\circ$. The image of the veering triangulation in $M^\circ = M \setminus \bigcup \mathcal{C}$ is the desired veering triangulation in Theorem 3.1.

3.2. *Winding edge paths.* In this subsection, we will define the technical property of winding edge paths for which we want to arrange.

Definition 3.5. Let γ be a point on \mathcal{O} . Recall Definition 2.1. There exists a neighborhood of γ and a map from the neighborhood to \mathbb{R}^2 sending γ to 0 and sending the foliations \mathcal{O}^s and \mathcal{O}^u to l_n^s and l_n^u , respectively. We call the preimage of a quadrant under the map a *quadrant at γ* .

Let p be a point on \mathcal{P} . Suppose p maps to γ in \mathcal{O} . Then we call the lift of a quadrant at γ to p a *quadrant at p* .

Recall again that \mathcal{P} is oriented. If q_1 and q_2 are quadrants at p , we say that q_1 is *on the left* of q_2 if there exists an orientation preserving local homeomorphism $\mathbb{R} \times [0, \infty)$ mapping $(0, 0)$ to p , $(-\infty, 0] \times [0, \infty)$ to q_1 , and $[0, \infty) \times [0, \infty)$ to q_2 . If there exists quadrants q_1, \dots, q_{n+1} at p such that q_i is on the left of q_{i+1} for each i , then we say that q_1 is *n quadrants to the left* of q_{n+1} .

Note that if p is a corner of a rectangle R , then R determines a quadrant at p .

Definition 3.6. Let R_1, \dots, R_k be edge rectangles such that:

- there are elements $s_0, \dots, s_k \in \mathcal{S}$ such that R_i has corners at s_{i-1} and s_i , for each i ;
- the quadrant determined by R_{i+1} at s_i is 2 quadrants to the left of that determined by R_i , for each i .

Consider the set $S_k = \bigcup_{i=1}^k [i-1, i] \times [0, i]$ in \mathbb{R}^2 . If there exists an orientation-preserving embedding of S_k into \mathcal{P} sending $[i-1, i] \times [i-1, i]$ to R_i for each i and sending the foliations of \mathbb{R}^2 by vertical and horizontal lines to \mathcal{P}^s and \mathcal{P}^u , we call the image of the embedding a *staircase* for R_1, \dots, R_k . See Figure 10 left.

Note that if $k = 1$, then the edge rectangle R_1 is a staircase for itself.

Extending the definition for rectangles, for staircases S_1 and S_2 , S_1 is said to be *taller* than S_2 if every leaf of \mathcal{P}^u that intersects S_2 intersects S_1 ; S_1 is said to be *wider* than S_2 if every leaf of \mathcal{P}^s that intersects S_2 intersects S_1 .

Suppose we have chosen a veering diagonal e_i for each R_i , then the complementary region of $\bigcup_i e_i$ in the staircase which contains the image of $(k, 0)$ is called a *slope* for R_1, \dots, R_k with respect to the choice of veering diagonals. See Figure 10 right.

Note that if $k = 1$, then there are two slopes for R_1 . We will specify to which one we are referring in such a case.

Definition 3.7. Let p be a point on \mathcal{P} that is fixed by $g \in \pi_1(M^\circ)$. We define a *red g -edge path* to be an infinite sequence of red edge rectangles $(R_i)_{i \in \mathbb{Z}}$ satisfying the following.

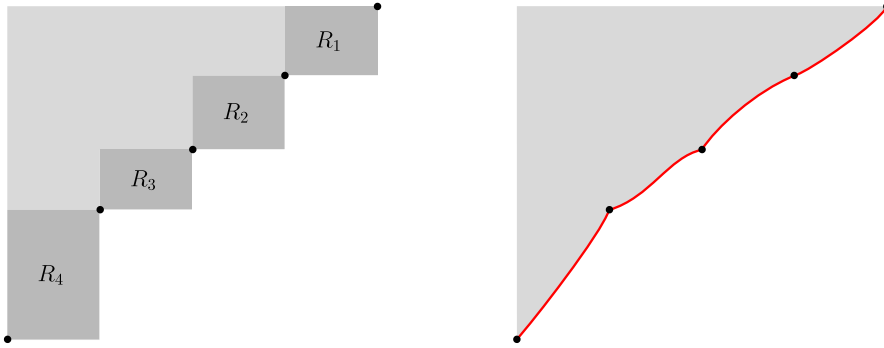


FIGURE 10. Left: A staircase for R_1, \dots, R_k . Right: A slope for R_1, \dots, R_k .

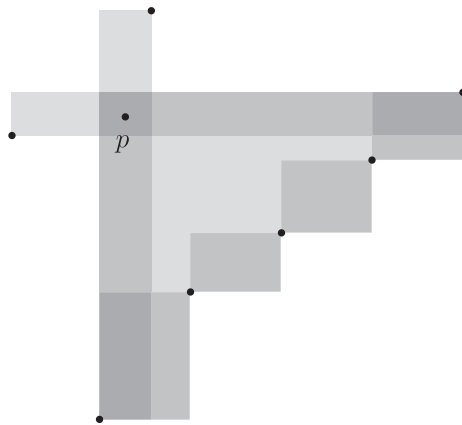


FIGURE 11. A red g -edge path.

- There is a collection of elements $(s_i)_{i \in \mathbb{Z}}$ of \mathcal{S} such that each R_i has corners at s_{i-1} and s_i .
- For each i , we have one of the following two cases:
 - (1) the quadrants determined by R_i and R_{i+1} at s_i are the same and R_{i+1} is taller than R_i ;
 - (2) the quadrant determined by R_{i+1} at s_i is two quadrants to the left of the quadrant determined by R_i
 and case (1) occurs for at least one value of i .
- If R_j, \dots, R_k is a maximal subsequence such that R_i and R_{i+1} do not determine the same quadrant at s_i for $j \leq i < k$, then there is a staircase $S_{j,k}$ for R_j, \dots, R_k , such that p lies in $S_{j,k}$.
- There exists some positive integer P such that $g \cdot R_i = R_{i+P}$ for every i .

See Figure 11. We call P the *period* of the red g -edge path.

A *blue g -edge path* is defined similarly. When g and the color red/blue is clear from context, we will abbreviate these as *edge paths*.

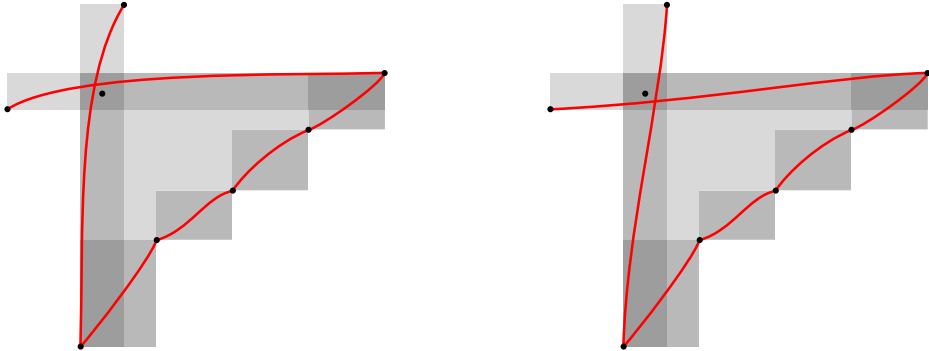


FIGURE 12. Left: A choice of veering diagonals for which the edge path in Figure 11 is winding. Right: A choice of veering diagonals for which the edge path in Figure 11 is not winding.

Intuitively, one can think of an edge path as a directed path obtained by transversing some choice of veering diagonals e_i in R_i in the direction of increasing i . Such a directed path is g -invariant and ‘winds around’ p with increasing height and decreasing width. The desirable case is when this intuitive picture holds.

Suppose we have chosen a veering diagonal e_i for each R_i . Then the red g -edge path (R_i) is said to be *winding* with respect to the choice of veering diagonals if for every maximal subsequence R_j, \dots, R_k such that R_i and R_{i+1} do not determine the same quadrant at s_i for $j \leq i < k$, p lies in the slope for R_j, \dots, R_k on the side of R_{j-1} and R_{k+1} .

See Figure 12 left for a choice of veering diagonals for which the edge path in Figure 11 is winding, and Figure 12 right for a choice of veering diagonals for which the edge path is not winding.

Notice that the condition is automatically true when $k - j \geq 1$, since p must lie outside of R_j, \dots, R_k in this case. So one only needs to check the condition for R_i where R_{i-1} and R_i determine the same quadrant at s_{i-1} and R_i and R_{i+1} determine the same quadrant at s_i .

The technical property we want is for specified edge paths to be winding, with respect to the choice of veering diagonals determined by to where the edges of the veering triangulation $\tilde{\Delta}$ project. We are able to satisfy this technical property under an extra condition on the edge paths, which we now define.

Definition 3.8. [LMT22, §5.1.2] Let R be an edge rectangle. Set $R_0 = R$. We define R_i for $i \geq 1$ inductively in the following way: There exists a unique tetrahedron rectangle Q_i whose two elements of S on its vertical sides are the corners of R_{i-1} . Consider the sub-rectangle of Q_i which has corners at the elements of S on its horizontal sides. This is an edge rectangle which we call R_i . Similarly, for each $i \leq -1$, there exists a unique tetrahedron rectangle Q_{i+1} whose two elements of S on its horizontal sides are corners of R_{i+1} . Consider the sub-rectangle of Q_{i+1} which has corners at the elements of S on its vertical sides. This is an edge rectangle which we call R_i .

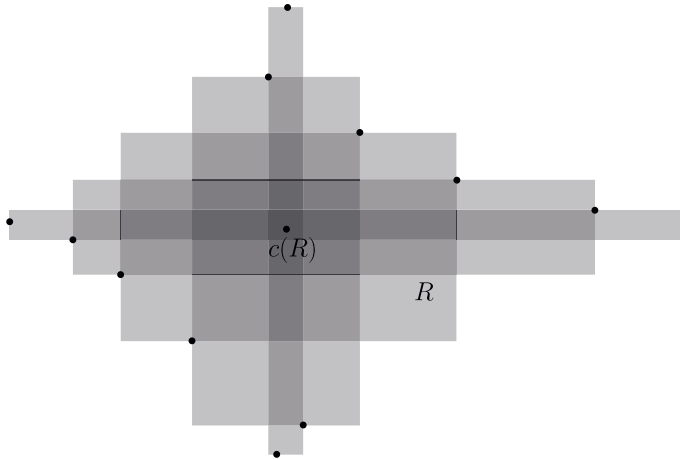


FIGURE 13. The core sequence and core point of an edge rectangle R .

We call the bi-infinite sequence (R_i) the *core sequence* of R . The intersection $\bigcap_{i=-\infty}^{\infty} R_i$ is a single point, which we call the *core point* of R and denote as $c(R)$. See Figure 13.

Definition 3.9. A red g -edge path is said to be *nice* if whenever R_{i-1} and R_i determine the same quadrant at s_{i-1} , and R_i and R_{i+1} determine the same quadrant at s_i , p lies closer to the vertical side of R_i containing s_i than the core point of R_i .

A nice blue g -edge path is defined similarly.

Let γ be a closed orbit of ϕ that is not an element of \mathcal{C} . Suppose for every $p \in \mathcal{P}$ that corresponds to an orbit of $\hat{\phi}$ covering γ and which is fixed by $h[\gamma]h^{-1} \in \pi_1(M^\circ)$, we are given a nice red $h[\gamma]h^{-1}$ -edge path $(R_{i,h})$. If these nice red edge paths are $\pi_1(M^\circ)$ -equivariant, or more precisely, if $R_{i,gh} = g \cdot R_{i,h}$ for every $g \in \pi_1(M^\circ)$, then we call this collection a *nice red γ -edge path*. A *nice blue γ -edge path* is defined similarly.

We can finally state our result.

PROPOSITION 3.10. *In the setting of Theorem 3.1, suppose we are given a finite collection of closed orbits of ϕ which is disjoint from \mathcal{C} , and a nice γ -edge path for every γ in the collection. Then there exists a veering triangulation Δ on $M \cup \mathcal{C}$ with 2-skeleton positively transverse to the flow ϕ and such that each given edge path is winding, with respect to the choice of veering diagonals determined by to where the edges of $\tilde{\Delta}$ project.*

3.3. Proof of Proposition 3.10. As remarked before, we only need to modify the first part of the proof in [LMT22, Proposition 5.2]. So we will only explain in depth the parts that we need to modify, and refer the reader to [LMT22] for details concerning the rest of the proof.

We recall some of the definitions found in [LMT22].

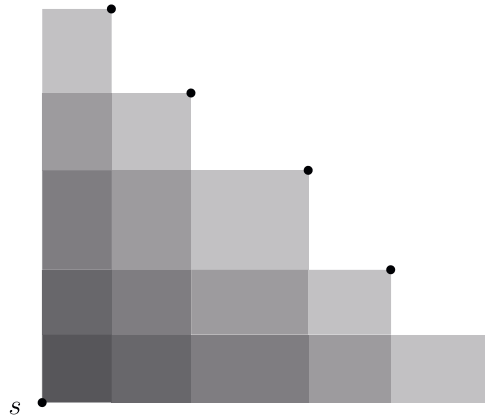


FIGURE 14. An s -staircase.

Definition 3.11. An anchor system is a pair (A, α) where α is a bijection from the set of edge rectangles onto a subset $A \subset \mathcal{P}$ satisfying:

- for each edge rectangle R , $\alpha(R)$ lies in the interior of R ;
- $g \cdot \alpha(R) = \alpha(g \cdot R)$ for each edge rectangle R and each $g \in \pi_1(M^\circ)$;
- for edge rectangles R_1 and R_2 sharing a corner $s \in \mathcal{S}$ and determining the same quadrant at s , if R_1 is wider than R_2 , then the rectangle with corners at s and $\alpha(R_1)$ is wider and no taller than the rectangle with corners at s and $\alpha(R_2)$.

Let (A, α) be an anchor system. Let F be a face rectangle. Let s be the corner of F that lies in \mathcal{S} , let x be the element of \mathcal{S} that lies in the interior of a vertical side of F , and let y be the element of \mathcal{S} that lies in the interior of a horizontal side of F . Let a_x be the image of the edge rectangle with corners at s and x under α , and a_y be the image of the edge rectangle with corners at s and y under α . If the rectangle R with corners at x and a_x intersects the rectangle Q of F with corners at y and a_y , then F is said to be *busy*. If F is busy, let R' be the maximal sub-rectangle of R with the property that the stable and unstable leaves through each point in R' do not intersect the interior of Q . An F -*buoy* is a point in R' which corresponds to an orbit of $\hat{\phi}$ covering a closed orbit of ϕ .

Definition 3.12. Let s be an element of \mathcal{S} , and let q be a quadrant at γ . An s -staircase is the union of all edge rectangles that have a corner at s and determine the quadrant q (see Figure 14). Generally, an \mathcal{S} -staircase is an s -staircase for some $s \in \mathcal{S}$. Notice that these were simply called staircases in [LMT22] but in this paper, we need to distinguish them from the objects in Definition 3.6.

An edge rectangle R is *pinched* if there exists another edge rectangle Q such that R and Q lie in the same \mathcal{S} -staircase and $c(R) = c(Q)$. A core point c is *pinched* if it is the core point of a pinched edge rectangle.

The *preimage* of a core point c is the union of edge rectangles whose core point is c .

Definition 3.13. A family of rectangles $\{b(R) : \text{edge rectangles } R\}$ is a choice of *core boxes* if it satisfies the following properties.

- (1) For every edge rectangle R , $b(R)$ lies in the interior of R and contains the core point of R .
- (2) If R_1 and R_2 are edge rectangles that lie in the same \mathcal{S} -staircase with distinct core points and R_1 is taller than R_2 , then for any points $x_i \in b(R_i)$, the rectangle R'_1 with corners at s and x_1 is strictly taller than the rectangle R'_2 with corners at s and x_2 , and R'_2 is strictly wider than R'_1 .
- (3) $b(g \cdot R) = g \cdot b(R)$ for all edge rectangles R and $g \in \pi_1(M^\circ)$.

We follow [LMT22] to construct an anchor system. First construct a choice of core boxes: from each $\pi_1(M^\circ)$ -orbit of \mathcal{S} -staircases, choose a particular s -staircase S , then choose preliminary boxes $b_S(R)$ for edge rectangles $R \subset S$ satisfying the following.

- (1) For every edge rectangle R , $b_S(R)$ lies in the interior of R and contains the core point of R .
- (2) If R_1 and R_2 are edge rectangles that lie in S with distinct core points and R_1 is taller than R_2 , then for any points $x_i \in b(R_i)$, the rectangle R'_1 with corners at s and x_1 is strictly taller than the rectangle R'_2 with corners at s and x_2 , and R'_2 is strictly wider than R'_1 .
- (3) $b_S(g \cdot R) = g \cdot b_S(R)$ for all edge rectangles R in S and all $g \in \pi_1(M^\circ)$ that preserve S .

Then define $b_{g,S}(g \cdot R) = g \cdot b_S(R)$ for each $g \in \pi_1(M^\circ)$. Finally, define $b(R) = b_{S_1}(R) \cap b_{S_2}(R)$ for the two \mathcal{S} -staircases S_1 and S_2 in which R lies.

To proceed, we need the following fact.

LEMMA 3.14. [LMT22, Claim 5.8] *Let c be a pinched core point, let g be the primitive element of $\pi_1(M)$ that preserves c , and let P_c be the preimage of c . Then for any $\lambda > 1$, there exists an embedding $\Psi_{c,\lambda} : P_c \rightarrow \mathbb{R}^2$ that conjugates the action of g with $\phi_{2,k,\lambda}$ for some k .*

From each $\pi_1(M^\circ)$ -orbit of pinched core points, choose a particular one c . Apply Lemma 3.14 to obtain a $\Psi_{c,\lambda}$, then define $\Psi_{g \cdot c,\lambda} = g \cdot \Psi_{c,\lambda}$ for every $g \in \pi_1(M^\circ)$. For each pinched edge rectangle R , in $\Psi_{c(R),\lambda}$ coordinates, draw the straight line between the corners of R that lie in \mathcal{S} , and let the point where this straight line passes through the x -axis be $a_\lambda(R)$.

It is argued in [LMT22, Claim 5.9] that for small enough λ , $a_\lambda(R) \in b(R)$ for all edge rectangles R . Fix such a λ . Define $\alpha(R) = c(R)$ for non-pinched R and $\alpha(R) = a_\lambda(R)$ for pinched R . [LMT22, Claim 5.10] shows that this defines an anchor system.

In this construction, notice that $b_S(R)$, and hence $b(R)$, can be chosen to be arbitrarily small, and so $a_\lambda(R)$, and hence $\alpha(R)$, can be chosen to be arbitrarily close to $c(R)$ for each edge rectangle R . In particular, we may assume that for a given g -edge path (R_i) , if R_{i-1} and R_i lie in the same quadrant at s_{i-1} , and R_i and R_{i+1} lie in the same quadrant at s_i , then p lies closer to the vertical side of R_i containing s_i than $\alpha(R_i)$.

Now with respect to this choice of anchor system, choose an F -buoy for each busy face F . Let B be the collection of all F -buoys and all points that correspond to an orbit of $\widehat{\phi}$ covering a closed orbit of ϕ in the given collection. Notice that B is discrete.

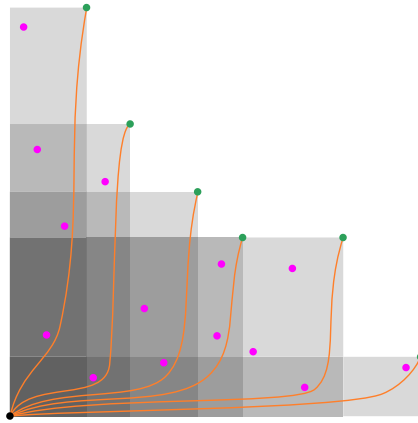


FIGURE 15. Using the anchor system (green) and the points in B (pink) to choose paths (orange) that will form the veering diagonals. This figure is a reproduction of [LMT22, Figure 21].

For every \mathcal{S} -staircase S , say S is an s -staircase, let g be a primitive element of $\pi_1(M^\circ)$ that preserves S . Choose a g -equivariant family of paths from s to the anchors of the edge rectangles in S with the following three properties.

- (1) For each edge rectangle $R \subset S$, let Q be the sub-rectangle with corners at s and $\alpha(R)$. The path from s to $\alpha(R)$ is homotopic rel endpoints to the first-horizontal-then-vertical path in $Q \setminus B$.
- (2) The paths are disjoint except at s .
- (3) The paths are transverse to \mathcal{P}^s and \mathcal{P}^u .

See Figure 15, which is a reproduction of [LMT22, Figure 21], for an illustration of what these paths look like.

Construct the veering diagonal for each edge rectangle R by concatenating the paths from each of the corners at S to $\alpha(R)$. In [LMT22, Lemma 5.3], it is argued that the three veering diagonals of every face rectangle have disjoint interiors. We further claim that each of the given edge paths is winding with respect to this choice of veering diagonals.

To see this, fix a given red g -edge path (R_i) . If R_{i-1} and R_i determine the same quadrant at s_{i-1} , and R_i and R_{i+1} determine the same quadrant at s_i , then $p \in B$ lies closer to the vertical side of R_i containing s_i than $\alpha(R_i)$. Therefore, by property (1) above, p lies in the slope for R_i to the side of R_{i-1} and R_{i+1} .

The rest of the proof proceeds exactly as in [LMT22], as outlined in §3.1. The edges of the lift of the constructed triangulation $\tilde{\Delta}$ project down to the chosen veering diagonals, and hence each of the given edge paths are winding.

4. Closed orbits of the flow

One of the advantages to studying pseudo-Anosov flows using veering triangulations is that one can encode orbits of the flow using discrete, combinatorial objects coming from the triangulation. This is the idea we will be exploring in this section.

We define the dual graph and the flow graph of a veering triangulation. In the setting of Theorem 3.1, cycles of these encode the closed orbits of ϕ . This was described in

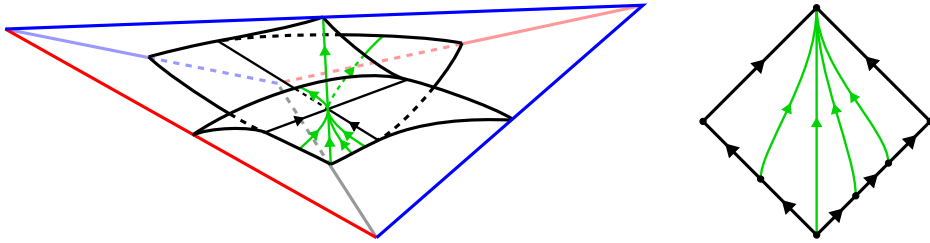


FIGURE 16. Left: The portion of the stable branched surface and the flow graph within each tetrahedron. Right: The portion of the flow graph on each sector of the stable branched surface.

[LMT22], but we will recall how this works in §4.1. Using this fact, we can define the complexity of a closed orbit according to how long of a flow graph cycle we need to use to encode it. This complexity then provides a bound on the number of interactions between the closed orbit and objects of the triangulation, which we explain in §4.2.

4.1. Dual graph and flow graph

Definition 4.1. Let Δ be a veering triangulation on a 3-manifold M . We define the *stable branched surface* B of Δ : as a 2-complex, B is the dual cell complex to Δ . The branched surface structure is then determined by declaring that within each tetrahedra, B contains a smooth quadrilateral with vertices on the top and bottom edges and the two side edges of the same color as the top edge. See Figure 16 left.

The 2-cells of B are known as the *sectors*, while the 1-skeleton of B is known as the *branch locus*. We orient the 1-cells of B to be positively transverse to the faces of Δ . Then the 1-skeleton of B becomes a directed graph embedded in M , which we call the *dual graph* of Δ and denote by Γ .

Suppose c is a directed path of Γ , then at a vertex v of c , we say that c takes a *branching turn* at v if it can be realized by a smooth arc on B near v , otherwise we say that c takes an *anti-branching turn* at v . A cycle of Γ that only takes branching turns is called a *branch cycle*. A cycle of Γ that only takes anti-branching turns is called an *AB cycle*.

Definition 4.2. [LMT20] Let Δ be a veering triangulation on a 3-manifold M . Define the *flow graph* Φ to be a directed graph with the set of vertices equal to the set of edges of Δ , and adding three edges for each tetrahedron, going from the bottom edge to the top edge and the two side edges of opposite color to the top edge.

Here, Φ can be naturally embedded in the stable branched surface B , and hence in M , by placing each vertex at the top corner of the sector of B that its corresponding edge of Δ meets, and placing the edges that enter that vertex within that sector of B . See Figure 16 right. We will always consider the flow graph to be embedded in M in this way.

We recall the notion of a dynamic plane, which was introduced in [LMT22].

Definition 4.3. Let Δ be a veering triangulation on a 3-manifold M . Lift the triangulation, its stable branched surface B , its dual graph Γ , and its flow graph Φ to the universal cover \tilde{M} to get $\tilde{\Delta}$, \tilde{B} , $\tilde{\Gamma}$, and $\tilde{\Phi}$, respectively.

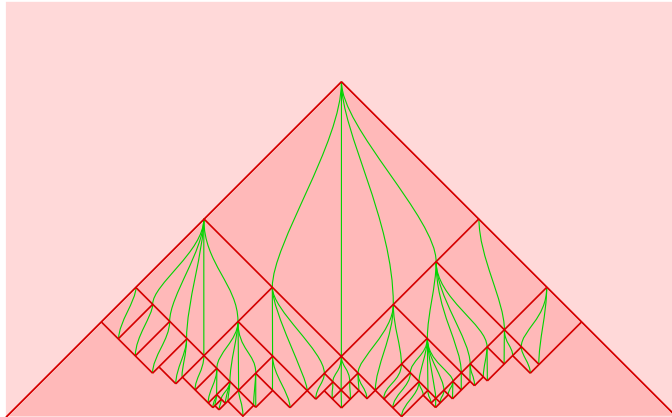


FIGURE 17. A descending set in a dynamic plane and the restriction of $\tilde{\Phi}$ (green). This figure is a reproduction of [LMT22, Figure 6].

A *descending path* on \tilde{B} is a path that intersects the branch locus of \tilde{B} transversely and induces the maw coorientation at each intersection, that is, it goes from a side with more sectors to a side with less sectors. Let x be a point on \tilde{B} . The *descending set* of x , denoted by $\Delta(x)$, is the set of points on \tilde{B} that can be reached from x via a descending path. By [LMT22, Lemma 3.1], each descending set is a union of sectors that forms a quarter-plane.

Now let c be a cycle of the dual graph Γ that is not a branch cycle. Lift c to a bi-infinite path \tilde{c} of $\tilde{\Gamma}$. The *dynamic plane* associated to \tilde{c} , denoted by $D(\tilde{c})$, is the set of points on \tilde{B} that can be reached from a point on \tilde{c} via a descending path. A dynamic plane is a union of sectors that forms a plane. In fact, if the vertices of \tilde{c} are $(v_i)_{i \in \mathbb{Z}}$, then $D(\tilde{c}) = \bigcup_i \Delta(v_i)$.

Consider the restriction of $\tilde{\Phi}$ to a dynamic plane D . This is an oriented train track with only converging switches. In particular, the forward $\tilde{\Phi}$ -path starting at any given point $x \in \tilde{\Phi}$ is well defined.

In Figure 17, which is a reproduction of [LMT22, Figure 6], we illustrate a descending set in a dynamic plane, and the restriction of $\tilde{\Phi}$ to it.

Consider the case when c is an AB cycle. Let \tilde{c} be a lift of c . Then there are two $\tilde{\Phi}$ -paths on the dynamic plane $D(\tilde{c})$ for which every vertex of \tilde{c} lies along. The region bounded by the two $\tilde{\Phi}$ -paths is called an *AB strip*. By [LMT22, Proposition 3.10], for a fixed dynamic plane D , all the AB strips, if any, must be adjacent. We call the union of them the *AB region* of D .

In Figure 18, which is a reproduction of [LMT22, Figure 6], we illustrate a case where the AB region of a dynamic plane contains two AB strips.

As promised, we will explain how these objects can be used to study closed orbits of pseudo-Anosov flows. For the rest of this section, we fix the following setting: let ϕ be a pseudo-Anosov flow on an oriented closed 3-manifold M without perfect fits relative to \mathcal{C} . Let Δ be a veering triangulation associated to ϕ on $M^\circ = M \setminus \bigcup \mathcal{C}$. We will use the notation in §3.

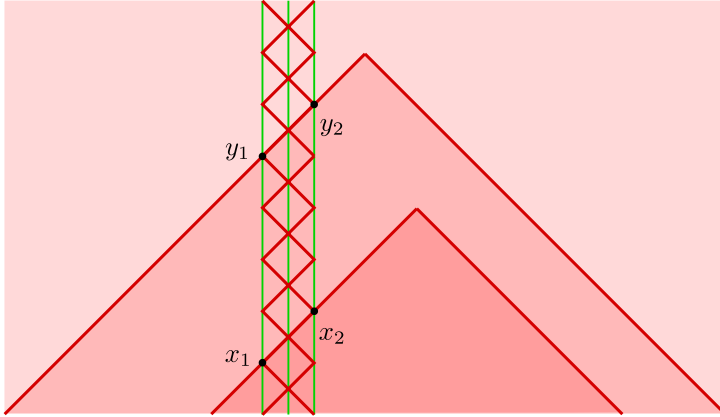


FIGURE 18. A dynamic plane containing two AB strips in its AB region. The $\tilde{\Phi}$ -paths starting at x_1 and x_2 never converge. This figure is a reproduction of [LMT22, Figure 10].

Let B, Γ, Φ be the stable branched surface, the dual graph, and the flow graph of Δ , respectively. Let $\tilde{\Delta}, \tilde{B}, \tilde{\Gamma}$, and $\tilde{\Phi}$ be the lift of the corresponding objects to the universal cover \tilde{M}° .

Let O be the set of closed orbits of ϕ , let Z_Γ be the set of cycles of the dual graph Γ , and let Z_Φ be the set of cycles of the flow graph Φ .

Remark 4.4. In [LMT22], closed orbits include non-primitive orbits and cycles include non-primitive cycles. We will follow their convention in this section since it is more convenient for the discussion. However, to be consistent with this, we will temporarily abuse notation and include all the multiples of the orbits in \mathcal{C} inside \mathcal{C} as well.

Define a map $F_\Gamma : Z_\Gamma \rightarrow O$ as follows: given a cycle c of the dual graph Γ , let $g = [c] \in \pi_1(M^\circ)$, and let \tilde{c} be the lift of c that is preserved by g . Here, \tilde{c} is a bi-infinite path in $\tilde{\Gamma}$. Suppose the vertices of \tilde{c} are, in order, t_i , for $i \in \mathbb{Z}$. Let R_i be the tetrahedron rectangle in \mathcal{P} corresponding to the tetrahedron of $\tilde{\Delta}$ dual to t_i . Then since for each i , R_{i+1} is taller than R_i and R_i is wider than R_{i+1} , the intersection $\bigcap_i R_i$ is a single point that is invariant under g . This point corresponds to an orbit of $\hat{\phi}$. We take the quotient of this orbit by g to get a closed orbit γ of ϕ and set $F_\Gamma(c) = \gamma$.

Similarly, we define a map $F_\Phi : Z_\Phi \rightarrow O$ as follows: given a cycle c of the flow graph Φ , let $g = [c] \in \pi_1(M^\circ)$, and let \tilde{c} be the lift of c that is preserved by g . Here, \tilde{c} is a bi-infinite path in $\tilde{\Phi}$. Suppose the vertices of \tilde{c} are, in order, e_i , for $i \in \mathbb{Z}$. Let R_i be the tetrahedron rectangle in \mathcal{P} corresponding to the tetrahedron of $\tilde{\Delta}$ which has e_i as its bottom edge. Then since for each i , R_{i+1} is taller than R_i and R_i is wider than R_{i+1} , the intersection $\bigcap_i R_i$ is a single point that is invariant under g . This point corresponds to an orbit of $\hat{\phi}$. We take the quotient of this orbit by g to get a closed orbit γ of ϕ and set $F_\Phi(c) = \gamma$.

By construction, c is homotopic to $F_\Gamma(c)$ for every cycle c of Γ . Similarly for cycles of Φ and F_Φ . Also note that if c is a branch cycle of Γ , then $F_\Gamma(c)$ is some multiple of the element of \mathcal{C} corresponding to the vertex of Δ into which c is homotopic.

PROPOSITION 4.5. [LMT22, Theorem 6.1] *We have the following properties of F_Φ :*

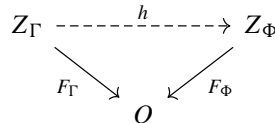
- (1) *if $\gamma \in \mathcal{C}$, then $|F_\Phi^{-1}(\gamma)| \leq 2\nu$;*
- (2) *if $\gamma \notin \mathcal{C}$ and $F_\Gamma^{-1}(\gamma)$ does not contain AB cycles, then $|F_\Phi^{-1}(\gamma)| = 1$;*
- (3) *if $\gamma \notin \mathcal{C}$ and $F_\Gamma^{-1}(\gamma)$ contains AB cycles, then $1 \leq |F_\Phi^{-1}(\gamma^2)| \leq \delta$ and the elements of $F_\Phi^{-1}(\gamma^2)$ have the same length.*

Proof. Let O^+ be the set of closed orbits of ϕ except for those in \mathcal{C} , union the set of multiples of red ladderpole curves at all the vertices of Δ . There is a natural projection $p : O^+ \rightarrow O$ defined by sending orbits to themselves and multiples of a red ladderpole curve at a vertex of Δ to the corresponding element of \mathcal{C} to which it is homotopic. In [LMT22, §6], a map $\mathcal{F} : Z \rightarrow O^+$ is defined, such that $p \circ \mathcal{F} = F$; indeed, the definition of our F is essentially the same as \mathcal{F} , except for a way of ‘lifting’ $F(c)$ when it is an element of \mathcal{C} .

We also point out that an orbit γ of ϕ being homotopic to an AB cycle is equivalent to $F_\Gamma^{-1}(\gamma)$ containing AB cycles. The backward implication is clear. For the forward implication, if γ is homotopic to an AB cycle c , then γ is homotopic to $F_\Gamma(c)$, and hence by Lemma 2.13, $\gamma = F_\Gamma(c)$.

With this understanding, most of the proposition follows from the statement of [LMT22, Theorem 6.1]. The last part of item (3) follows from the fact that the elements of $F_\Phi^{-1}(\gamma^2)$ are exactly some common multiple of the images of the boundary components of the AB strips on some dynamic plane. This fact is in turn established in the proof of [LMT22, Theorem 6.1]. □

We will use a partially defined multi-function $h : Z_\Gamma \dashrightarrow Z_\Phi$ to complete the commutative diagram:



Given a cycle c of Γ that is not a branch cycle, let $g = [c] \in \pi_1(M^\circ)$, and let \tilde{c} be the lift of c that is preserved by g . Consider the dynamic plane D associated to \tilde{c} and consider the restriction of $\tilde{\Phi}$ to D . If there is a g -invariant bi-infinite $\tilde{\Phi}$ -path on D , then its quotient by g is a cycle c' of Φ that is homotopic to c . Such a g -invariant bi-infinite $\tilde{\Phi}$ -path may not exist and may not be unique in general. In any case, we set $h(c)$ to be the set of cycles c' that are obtained in this way.

LEMMA 4.6. *Suppose c is a cycle of the dual graph Γ that is not a branch cycle. For every $c' \in h(c)$, $F_\Gamma(c) = F_\Phi(c')$.*

Proof. By construction, c is homotopic to any element c' in $h(c)$, so $F_\Gamma(c)$ is homotopic to $F_\Phi(c')$ in M° . By Lemma 2.13, $F_\Gamma(c) = F_\Phi(c')$. □

4.2. Complexity of closed orbits

Definition 4.7. Let γ be a closed orbit of ϕ which is not an element of \mathcal{C} . Take $c \in F_\Phi^{-1}(\gamma^2)$, which exists by Proposition 4.5. We define the *flow graph complexity* of

γ with respect to \mathcal{C} , denoted by $c_{\mathcal{C}}(\gamma)$, to be $\frac{1}{2}$ times the length of c . By Proposition 4.5, $c_{\mathcal{C}}(\gamma)$ is well defined.

When the collection \mathcal{C} is clear from context, we will just write $c(\gamma)$ and call it the *flow graph complexity* of γ .

There is a natural motivation for making this definition. In [AT22, §5], it is shown that using the veering triangulation Δ on M° , one can construct a pseudo-Anosov flow ϕ' on M with a collection of *core orbits* \mathcal{C}' , such that $M \setminus \bigcup \mathcal{C}' = M^\circ$, and such that ϕ' is without perfect fits relative to \mathcal{C}' . Moreover, by [AT22, Proposition 5.15], ϕ' admits a Markov partition encoded by the *reduced flow graph* Φ_{red} of Δ , which is defined by deleting the infinitesimal cycles of Φ .

It is highly speculated, even though a complete proof has not been written down, that ϕ and ϕ' are orbit equivalent. Assuming that this is true for the moment, then Φ_{red} encodes a Markov partition for ϕ . By [AT22, Lemma 3.8], c in Definition 4.7 can be chosen to be a cycle in Φ_{red} . Thus, the flow graph complexity of γ essentially records the length of a cycle needed to represent γ in this particular Markov partition.

Furthermore, such a Markov partition is canonically associated to the flow if it is without perfect fits (for one can choose \mathcal{C} to be the set of singular orbits), and canonically associated to the flow and the choice of \mathcal{C} in general. Hence, this flow graph complexity would be, at least in the case of no perfect fits, a canonical way of measuring the complexity of closed orbits.

Remark 4.8. A natural way to extend the definition of flow graph complexity to all closed orbits might be to define the flow graph complexity of $\gamma \in \mathcal{C}$ to be the sum over the lengths of all elements in $F_\Phi^{-1}(\gamma^n)$ then divide by n , where n is the number of prongs at γ . The intuition is that there should be cycles in the Markov partition mentioned above that together n -fold cover γ , and hence we can average them out.

However, we will not need to deal with this case in this paper, so we will leave the definition open for future interpretation.

A significance of the flow graph complexity is that it controls how many times the closed orbit can interact with the rectangles, in the sense of Lemma 4.14 below. To establish that, we show the following proposition, which is a quantitative upgrade of [LMT22, Proposition 3.15].

PROPOSITION 4.9. *Let c be a cycle of Γ that is not a branch cycle. Suppose c is of length L , then the length of any element in $h(c)$ is at most $(2L - 1)L$ and at least $L/(\delta^2 - \delta + 1)$.*

Proof. Let $g = [c] \in \pi_1(M^\circ)$, and let \tilde{c} be the lift of c that is preserved by g . Consider the dynamic plane D determined by \tilde{c} and consider the restriction of $\tilde{\Phi}$ on D . Recall that if the vertices of \tilde{c} are, in order, v_i , for $i \in \mathbb{Z}$, then $D = \bigcup_i \Delta(v_i)$. The boundary of each $\Delta(v_i)$ is a union of two $\tilde{\Gamma}$ -rays, and we can measure the distance between two points on $\partial\Delta(v_i)$ by the number of edges between them on $\partial\Delta(v_i)$. It is argued in [LMT22, Lemma 3.7] that if x_1, x_2 are two points on $\partial\Delta(v_i)$, and if y_1, y_2 are the intersections of the $\tilde{\Phi}$ -paths starting at x_1, x_2 with $\partial\Delta(v_{i+1})$, respectively, then the distance between y_1, y_2 is less than

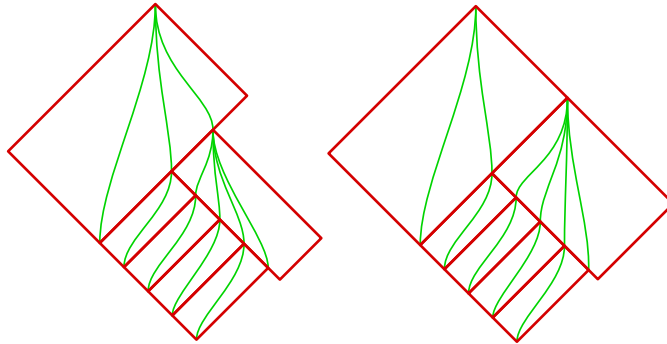


FIGURE 19. The $\tilde{\Phi}$ -path starting at any point on the k th chain enters the $(k - 1)$ th chain within 2 edges. This figure is a reproduction of [LMT22, Figure 30].

or equal to that between x_1, x_2 . We refer to this property as ‘following $\tilde{\Phi}$ -paths contracts distances’.

We first make the following claim.

LEMMA 4.10. *If we have a $\tilde{\Gamma}$ -path (v_0, \dots, v_l) on D , then the $\tilde{\Phi}$ -path starting at v_0 and ending on $\partial\Delta(v_l)$ has length at most $(l - 1)^2$ and has endpoint at most l edges away from v_0 .*

Proof of Lemma 4.10. We apply induction on l . For $l = 1$, this is clear. For $l \geq 2$, by applying the lemma to the path (v_0, \dots, v_{l-1}) , we know that the $\tilde{\Phi}$ -path α starting at v_0 and ending on $\partial\Delta(v_{l-1})$ has length $\leq (l - 2)^2$ and has endpoint $\leq l - 1$ edges away from v_{l-1} . If the endpoint of α on $\partial\Delta(v_{l-1})$ lies on $\partial\Delta(v_l)$ as well, then α is also the $\tilde{\Phi}$ -path starting at v_0 and ending on $\partial\Delta(v_l)$, and hence has length $\leq (l - 2)^2$ and has endpoint $\leq 1 + (l - 1) = l$ edges away from v_0 . Otherwise, since following $\tilde{\Phi}$ -paths contracts distance, the $\tilde{\Phi}$ -path α' starting at v_0 and ending on $\partial\Delta(v_l)$ has endpoint $\leq l - 2$ edges away from v_0 . To compute the length of α' , we recall the following definition from [LMT22].

Definition 4.11. A chain of sectors in a dynamic plane is a collection of sectors $\sigma_1, \dots, \sigma_n$ such that an entire bottom side of σ_i is identified with a top side of σ_{i+1} for each i , and there is a branch line that contains a top side of each σ_i . In this case, we call n the length of the chain of sectors.

Returning to the proof of the lemma, we can divide the side of $\partial\Delta(v_{l-1})$ not on $\partial\Delta(v_l)$ into bottom sides of chains of sectors. By the proof of [LMT22, Claim 6.10], the $\tilde{\Phi}$ -path starting at any point on the k th chain enters the $(k - 1)$ th chain within 2 edges. For the reader’s convenience, we demonstrate the pictorial proof of this in Figure 19, which is a reproduction of [LMT22, Figure 30].

From this, we see that the $\tilde{\Phi}$ -path starting at the endpoint of α must meet $\partial\Delta(v_l)$ within $2(l - 2) + 1$ edges, and hence the length of α' is $\leq (l - 2)^2 + 2(l - 2) + 1 = (l - 1)^2$. □

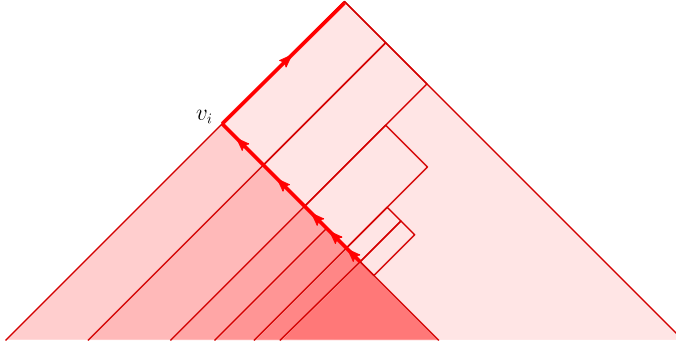


FIGURE 20. Bounding the length of α from below by inspecting the situation at each antibranching turn.

Applying this lemma to the vertices (v_0, \dots, v_L) of \tilde{c} , we see that the $\tilde{\Phi}$ -path α starting at v_0 and ending on $\partial\Delta(v_L)$ has length $\leq (L - 1)^2$ and has endpoint $\leq L$ edges away from v_0 .

Next, we claim that if \tilde{c} takes an antibranching turn at v_{L-1} , which we can always arrange for by relabeling the vertices, then α has length $\geq L/(\delta^2 - \delta + 1)$.

To see this, suppose \tilde{c} takes an antibranching turn at some v_i , but takes a branching turn at $v_{i-k+1}, \dots, v_{i-1}$ for $k \geq 1$. We illustrate this scenario in Figure 20.

If $\alpha \cap \partial\Delta(v_{i-k})$ lies on the same branch line as v_{i-k}, \dots, v_i , then the portion of α between $\partial\Delta(v_{i-k})$ and $\partial\Delta(v_{i+1})$ has length at least the number of chains between v_{i-k}, \dots, v_i . However, each sector in such a chain sits on top of $\leq \delta$ edges on the branch line, and it is shown in [LMT22, Lemma 6.8] that any chain of sectors in a dynamic plane has length $\leq \delta - 1$. So this length is $\geq \lceil k/\delta(\delta - 1) \rceil \geq (k + 1)/(\delta^2 - \delta + 1)$.

If $\alpha \cap \partial\Delta(v_{i-k})$ lies on the different branch line as v_{i-k}, \dots, v_i , let j be the smallest positive number so that $\alpha \cap \partial\Delta(v_{i-j})$ lies on the different branch line as v_{i-k}, \dots, v_i . Then the portion of α between $\partial\Delta(v_{i-s})$ and $\partial\Delta(v_{i-s+1})$ has length at least one for $k \leq s \leq j$, and the portion of α between $\partial\Delta(v_{i+1})$ and $\partial\Delta(v_{i-j+1})$ is at least $\lceil (j - 1)/\delta(\delta - 1) \rceil$ by the above argument. So the portion of α between $\partial\Delta(v_{i-k})$ and $\partial\Delta(v_{i+1})$ has length $\geq (k - j + 1) + \lceil (j - 1)/\delta(\delta - 1) \rceil \geq (k + 1)/(\delta^2 - \delta + 1)$.

Applying this observation to every antibranching turn of \tilde{c} between v_0 and v_L (or every other antibranching turn in a sequence of consecutive antibranching turns), we get the lower bound on the length of α .

We now restrict to the case when g acts on D in an orientation-preserving way. Let β be the infinite $\tilde{\Phi}$ -path starting at v_L . We claim that β and $g^{-1} \cdot \beta$ must converge at some point w . This follows from the proof of [LMT22, Lemma 3.7] if v_0 lies outside of the AB region of D , and follows from the fact that the AB region is g -invariant otherwise. The portion of β between w and $g \cdot w$ descends down to a Φ -cycle in $h(c)$. Thus, it remains to bound the length of this portion of β .

Consider the descending sets $g^i \cdot \Delta(v_0)$, $i \geq 0$. Suppose w lies between $g^{r-1} \cdot \partial\Delta(v_0)$ and $g^r \cdot \partial\Delta(v_0)$, then $g \cdot w$ lies between $g^r \cdot \partial\Delta(v_0)$ and $g^{r+1} \cdot \partial\Delta(v_0)$. Let β_i be the portion of β between $g^i \cdot \partial\Delta(v_0)$ and $g^{i+1} \cdot \partial\Delta(v_0)$. Let β'_{r-1} be the portion of β between

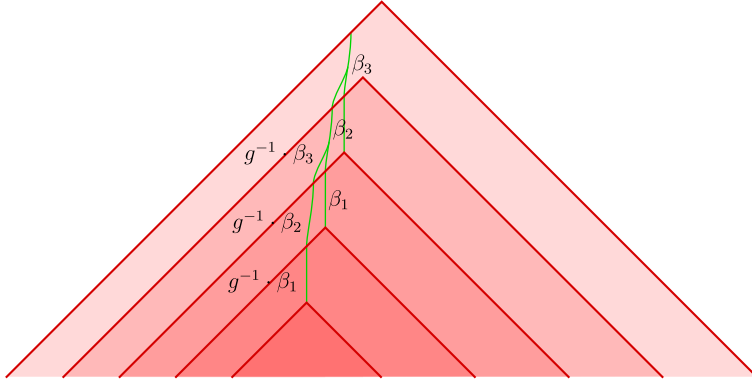


FIGURE 21. Computing the length of an element in $h(c)$ by comparing the infinite $\tilde{\Phi}$ -path β starting at v_L and the infinite Φ -path $g^{-1} \cdot \beta$ starting at v_0 .

$g^{r-1} \cdot \partial\Delta(v_0)$ and w , and let β'_r be the portion of β between $g^r \cdot \partial\Delta(v_0)$ and $g \cdot w$. Then the length of the portion of β between w and $g \cdot w$ is

$$\begin{aligned} l(\beta_{r-1}) - l(\beta'_{r-1}) + l(\beta'_r) &= l(\beta_1) + \sum_{i=1}^{r-2} (l(\beta_{i+1}) - l(\beta_i)) + (l(\beta'_r) - l(\beta'_{r-1})) \\ &= l(\beta_1) + \sum_{i=1}^{r-1} (l(\beta_{i+1}) - l(\beta_i)). \end{aligned}$$

Notice that each $l(\beta_{i+1}) - l(\beta_i)$ is the difference of the lengths of the portions of $g^{-1} \cdot \beta$ and β between $g^i \cdot \partial\Delta(v_0)$ and $g^{i+1} \cdot \partial\Delta(v_0)$.

We illustrate the situation, in the case when $r = 3$, in Figure 21.

Since g acts in an orientation-preserving way on D , $\beta \cap g^i \cdot \partial\Delta(v_0)$ and $g^{-1} \cdot \beta \cap g^i \cdot \partial\Delta(v_0)$ lie on the same side of $g^i \cdot \partial\Delta(v_0)$, with $\beta \cap g^i \cdot \partial\Delta(v_0)$ closer to $g^i \cdot v_0$ than $g^{-1} \cdot \beta \cap g^i \cdot \partial\Delta(v_0)$, for each i .

We make the following general claim.

LEMMA 4.12. *If $\Delta(v) \subset \Delta(v')$ is a inclusion of descending sets, x_1 and x_2 are two points on the same side of $\partial\Delta(v)$ with x_1 closer to v than x_2 , such that the $\tilde{\Phi}$ paths β_1, β_2 starting at x_1, x_2 end at y_1, y_2 , respectively, which lie on the same side of $\partial\Delta(v')$ with y_1 closer to v' than y_2 , then $l(\beta_1) \leq l(\beta_2)$ and $l(\beta_2) - l(\beta_1)$ is less than or equal to the decrease in distance between y_i compared to between x_i .*

Proof of Lemma 4.12. It suffices to prove the lemma when x_i are one edge apart. In this case, β_1 and β_2 converge exactly when both of them enter the bottom side of a sector through vertices that are not the side vertex of the sector. Before this point, the length of β_2 equals to the length of β_1 or the length of β_1 plus one. \square

Applying Lemma 4.12 to β and $g^{-1} \cdot \beta$ between $g^i \cdot \partial\Delta(v_0)$ and $g^{i+1} \cdot \partial\Delta(v_0)$ for each i , we deduce that

$$0 \leq \sum_{i=1}^{r-1} (l(\beta_{i+1}) - l(\beta_i)) \leq \text{Distance between } g^{-1} \cdot \beta \text{ and } \beta \text{ on } \partial\Delta(v_L).$$

Hence, the length of the Φ -cycle as described above is $\leq (L - 1)^2 + L$ and $\geq L/(\delta^2 - \delta + 1)$.

If g acts in an orientation-reversing way on D , then we apply the entire argument on c^2 , which has length $2L$, to see that every element of $h(c^2)$ has length $\leq (2L - 1)^2 + 2L$ and $\geq 2L/(\delta^2 - \delta + 1)$. Hence, by Proposition 4.5, every element of $h(c)$ has length $\leq \lfloor \frac{1}{2}((2L - 1)^2 + 2L) \rfloor = (2L - 1)L$ and $\geq L/(\delta^2 - \delta + 1)$. \square

LEMMA 4.13. *Let γ be a closed orbit of ϕ which is not an element of \mathcal{C} . Suppose γ has flow graph complexity c , then γ intersects at most $2\delta^2 c$ faces of Δ .*

Proof. A closed orbit γ that positively intersects M faces of Δ can be perturbed to a path that positively intersect $\geq \frac{1}{2}M$ faces of Δ in their interiors, since the worst case scenario here is if γ intersects an edge, in which case we can push γ off to the side with more tetrahedra. Thus, γ is homotoped to a Γ -cycle c of length $\geq \frac{1}{2}M$. By definition of F_Γ , $F_\Gamma(c)$ is homotopic to c , and hence to γ , so by Lemma 2.13, $F_\Gamma(c) = \gamma$. From this we deduce that c is not a branch curve, since otherwise $\gamma \in \mathcal{C}$. Now by Proposition 4.9, the length of any element in $h(c^2)$ is $\geq M/(\delta^2 - \delta + 1)$, so $2c = c(\gamma^2) = l(h(c^2)) \geq M/(\delta^2 - \delta + 1) \geq M/\delta^2$. \square

Notice that the lemma can be restated as follows: let γ be a closed orbit of ϕ which is not an element of \mathcal{C} . Let $g = [\gamma]$ and let p be the point in \mathcal{P} which is invariant under g . Consider the set $F = \{\text{Projections of faces of } \tilde{\Delta} \text{ on } \mathcal{P} \text{ which contain } p\}$, on which $\langle g \rangle$ acts. Suppose γ has flow graph complexity c , then there are $\leq 2\delta^2 c$ many $\langle g \rangle$ -orbits in F .

LEMMA 4.14. *Let γ be a closed orbit of ϕ which is not an element of \mathcal{C} . Let $g = [\gamma]$ and let p be the point in \mathcal{P} which is invariant under g . Consider the following sets:*

- $Q = \{\text{Projections of equatorial squares of } \tilde{\Delta} \text{ on } \mathcal{P} \text{ which contain } p\}$;
- $E = \{\text{Edge rectangles in } \mathcal{P} \text{ which contain } p\}$;
- $T = \{\text{Tetrahedron rectangles in } \mathcal{P} \text{ which contain } p\}$,

and $\langle g \rangle$ acts on each of these sets. Suppose γ has flow graph complexity c , then there are $\leq 2\delta^2 c, \leq 16\delta^3 c, \leq 32\delta^4 c$ many $\langle g \rangle$ -orbits in Q, E, T , respectively.

Proof. A projection of a square q is the union of the projections of the two top faces of the tetrahedron q lies in. See Figure 22 left. Conversely, any projection of a face appears exactly once in such a union. So the first statement follows from Lemma 4.13.

For the second statement, we will first show that an edge rectangle R , say, associated to a blue edge e , can be covered by projections of certain squares. If a side of e has two or more tetrahedra, then the slope of R to that side is covered by projections of squares in the tetrahedra to that side of e . See Figure 22 middle, top right of the center edge. If a side of e only has one tetrahedron t , then consider one of the red side edges e' of t . The slope of R to this side of e is covered by projections of squares in the tetrahedra to the same side of e' as t . See Figure 22 middle, bottom left of the center edge.

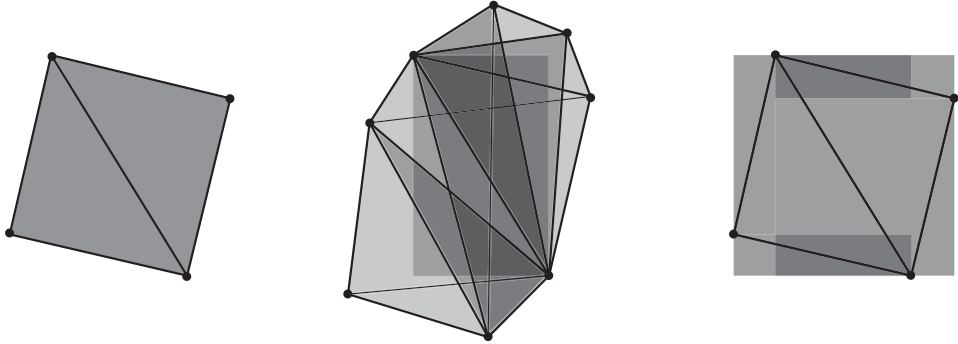


FIGURE 22. We consider how projections of faces/projections of equatorial squares/edge rectangles can cover projections of equatorial squares/edge rectangles/tetrahedron rectangles, respectively, to deduce Lemma 4.14 from Lemma 4.13.

Conversely, any square lies on four sides-of-edges and the union of squares in the tetrahedra to a side of an edge can appear in the collection of squares as above for at most $2\delta - 3$ edges. So the second statement follows from the first statement.

Finally, a tetrahedron rectangle corresponding to a tetrahedron t is covered by the union of edge rectangles corresponding to the four side edges and the top edge of t . See Figure 22 right. Conversely, any edge rectangle can appear in such a collection of edge rectangles for at most $2\delta + 1$ tetrahedron rectangles. So the third statement follows from the second statement. \square

5. Broken transverse helicoids

In this section, we will construct the first type of broken transverse surfaces which we will use to assemble our Birkhoff sections. To briefly outline the construction: we start with an admissible collection of edges in the veering triangulation, then construct an edge sequence containing the given collection, lift this to a winding edge path which bounds a helicoidal transverse surface, then finally quotient this down to the desired broken transverse surface. For convenience we will just describe this for red edges/edge sequences/edge paths; the symmetric construction holds for blue edges/edge sequences/edge paths.

5.1. Edge sequences

Definition 5.1. Let Δ be a veering triangulation. Let T be a vertex of Δ . Recall the form of the boundary triangulation $\partial\Delta$ at T , as explained in §2.3. Suppose e_1 and e_2 are two vertices of $\partial\Delta$ of the same color, then they each determine a ladderpole curve. We say that e_1 is $2k$ ladderpoles to the left of e_2 at T if the ladderpole curve determined by e_1 is $2k$ ladderpole curves to the left of that determined by e_2 , for $k \geq 0$. When $k = 0$, we also say that e_1 and e_2 lie in the same ladderpole at T .

Definition 5.2. A red edge sequence is a sequence of red oriented edges $(e_i)_{i \in \mathbb{Z}/P}$ of Δ satisfying the following.

- There is a collection of vertices $(T_i)_{i \in \mathbb{Z}/P}$ such that each e_i goes from T_{i-1} to T_i .
- For each i , we have one of the following two cases:

- (1) e_i and e_{i+1} lie in the same ladderpole at T_i ;
 - (2) e_{i+1} lies 2 ladderpoles to the left of e_i at T_i ,
- and case (1) occurs for at least one value of i .

We call P the *period* of the red edge sequence.

In case (2) above, suppose l is the blue ladderpole curve to the left of the red ladderpole curve determined by e_i , then we say that the edge sequence crosses l at T_i . If there are n indices i such that the edge sequence crosses l at T_i , then we say that the edge sequence *crosses l n times*.

A *blue edge sequence* is defined similarly. When the color red/blue is clear from context, we will abbreviate these as *edge sequences*.

A broken transverse surface S is said to *have boundary along closed orbits $\{\gamma_j\}$ and a red edge sequence (e_i)* if the sides in one component of ∂S that are in $\partial_h S$ are (e_i) in that order, while the other components of ∂S lie along $\bigcup \gamma_j$.

The reader will notice that the definition of an edge sequence bears a strong resemblance to the definition of an edge path. Indeed, in §5.3, we will show how to lift an edge sequence to an edge path.

To the readers that find our terminology of edge sequences and edge paths confusing, one should think of an edge path as the path of edges of $\tilde{\Delta}$ corresponding to the edge rectangles, which we will later show to be part of the boundary of a helicoidal transverse surface in \tilde{M}° . Meanwhile, an edge sequence should only be thought of as a sequence of oriented edges, and not as a path, since it is not specified how to travel from e_i to e_{i+1} within the boundary torus of a neighborhood of T_i . Indeed, the freedom of choosing how to do this will play a big role in the proof of Theorem 6.4.

5.2. Constructing edge sequences

Definition 5.3. A collection of red oriented edges $\{d_1, \dots, d_N\}$ of Δ is said to be *admissible* if for each vertex of Δ , the number of incoming edges is equal to the number of outgoing edges.

LEMMA 5.4. *Let $\{d_1, \dots, d_M\}$ be an admissible collection of red oriented edges. Then there exists a collection of red oriented edges $\{d'_1, \dots, d'_k\}$ and a red edge sequence (e_1, \dots, e_{M+2k}) such that (e_1, \dots, e_{M+2k}) is a permutation of $(d_1, \dots, d_M, d'_1, \dots, d'_k, -d'_1, \dots, -d'_k)$. Moreover, if we are given a positive integer α_T for every vertex T , then we can arrange it so that the minimum number of times the edge sequence crosses a blue ladderpole curve on T is α_T and, in that case, k can be arranged to be at most $((v/2)M + \max_T \alpha_T + 1)N + M$.*

Proof. We choose $\{d'_1, \dots, d'_k\}$ to be $(v/2)M + \max_T \alpha_T + 1$ copies of the set of all red edges (with some choice of orientation). Let $\mathcal{E} = (d_1, \dots, d_M, d'_1, \dots, d'_k, -d'_1, \dots, -d'_k)$. We first show that \mathcal{E} can be arranged into circular sequences $\{(e_i^m)_i\}_m$ such that the following hold.

- There is a collection of vertices T_i^m such that each e_i^m goes from T_{i-1}^m to T_i^m .
- For each i , we have one of the following two cases:

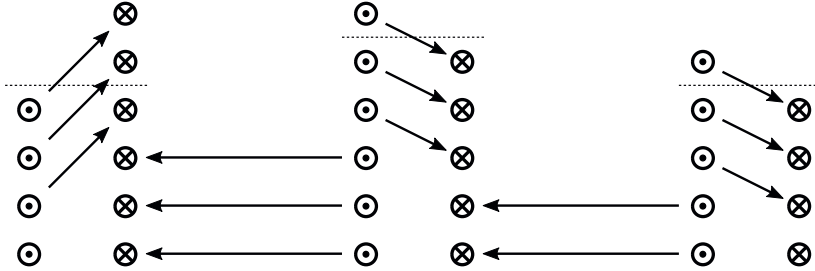


FIGURE 23. A schematic picture of how we divide \mathcal{E} into sequences. We group the vertices according to on which ladderpole curves they lie. The vertices above the dotted lines are in the given admissible collection, while the vertices below the dotted lines are copies of all the red edges. The placement of the arrows is rather arbitrary and, by moving them around, we can arrange it so that we divide \mathcal{E} into only one sequence.

- (1) e_i^m and e_{i+1}^m lie in the same ladderpole at T_i^m ;
- (2) e_{i+1}^m lies 2 ladderpoles to the left of e_i^m at T_i^m .

In other words, each $(e_i^m)_i$ is almost a red edge sequence, except the property that case (1) occurs for at least one value of i may not be satisfied.

Consider each vertex T of Δ . Suppose the red ladderpoles on T are l_1, \dots, l_n in circular order. Suppose the elements of \mathcal{E} that enter T through a vertex on l_j are $a_{j,1}, \dots, a_{j,s_j}$ and the elements of \mathcal{E} that exit T through a vertex on l_j are $b_{j,1}, \dots, b_{j,t_j}$. By the choice of \mathcal{E} and the definition of admissibility, we have the following properties of s_j and t_j :

- for every j , s_j and t_j are greater or equal to $(n/2)M + \max_T \alpha_T + 1$;
- for every j , $|s_j - t_j| \leq M$;
- $\sum_{j=1}^n s_j = \sum_{j=1}^n t_j$.

We claim that there exists positive integers u_1, \dots, u_n , each less than or equal to $(n/2)M + \max_T \alpha_T$, such that $s_j - t_j = u_j - u_{j-1}$, where the indices are taken mod n . To see this, consider the integers $\sum_{k=1}^j (s_k - t_k)$ as j ranges from 1 to n . By cycling permuting l_1, \dots, l_n , we may assume that the minimum of these integers is attained at $j = n$, and hence the minimum is 0. The difference between two adjacent such integers is $s_k - t_k$, which has absolute value at most M , so the maximum over all these integers is bounded above by $(n/2)M$. Hence, we can simply set $u_j = \alpha_T + \sum_{k=1}^j (s_k - t_k)$.

Now we arrange \mathcal{E} by requiring, for each vertex T of Δ as above, $a_{j,i}$ be followed by $b_{j,i}$ for $i = 1, \dots, s_j - u_{j-1}$, and $a_{j,i}$ be followed by $b_{j-1,i-s_j+t_{j-1}}$ for $i = s_j - u_{j-1} + 1, \dots, s_j$. Intuitively, we make the edge sequences stay within l_j for the first $s_j - u_{j-1} = t_j - u_j$ indices and make them cross the blue ladderpole curve between l_j and l_{j+1} for the last u_j indices. We draw a schematic picture of this in Figure 23. This divides \mathcal{E} into sequences as claimed.

Note that there is a large amount of freedom in the above construction, coming from the fact that there is no constraint on how to label the $a_{j,1}, \dots, a_{j,s_j}$ and $b_{j,1}, \dots, b_{j,t_j}$. Indeed, our next task is to argue that the labelling can be made so that we only end up with a single sequence.

For each vertex T as above, if a_{j,i_1} and a_{j,i_2} lie in different sequences for some i_1, i_2 , we exchange their labels. This effectively performs a cut and paste operation on the two sequences and reduces the number of sequences by one. Thus, we can assume that $a_{j,i}$

all lie in the same sequence for fixed j . Similarly, we can assume that $b_{j,i}$ all lie in the same sequence for fixed j . Since $s_j - u_{j-1} \geq ((n/2)M + \max_T \alpha_T + 1) - ((n/2)M + \max_T \alpha_T) \geq 1$, the common sequences of $a_{j,i}$ and $b_{j,i}$ agree. Similarly, since $u_j \geq 1$, the common sequences of $a_{j,i}$ and $b_{j+1,i}$ agree. Hence, we can assume that all the elements of \mathcal{E} that have a vertex at a fixed T lie in the same sequence. Once this is achieved, we see that there is only one sequence, since $\bar{\Delta}$ is connected thus has connected 1-skeleton. Since each $u_j \geq 1$, case (1) in Definition 5.2 must occur at some index for this single sequence, and thus we have the desired red edge sequence. \square

Remark 5.5. Notice that in Lemma 5.4, for a fixed admissible collection, the minimum number of times the constructed edge sequence crosses a blue ladderpole curve l on a fixed T is attained at the same l for any choice of α_T . Indeed, the way l is chosen in the proof only depends on the integers $s_k - t_k$, which in turn only depends on the given admissible collection.

5.3. *From edge sequences to edge paths.* In this section, we show that edge sequences can be lifted to nice edge paths. For the purpose of proving the bounds in Theorems 6.3 and 6.4, we need to pay attention to how these edge paths behave at the vertices. We make the following definition.

Definition 5.6. Suppose we fix a system of ladderpole transversals $\{t_T\}$. Consider the complete set of lifts of $\{t_T\}$ in $\tilde{\Delta}$, thus at each vertex \tilde{T} of $\tilde{\Delta}$, we get a \mathbb{Z} -collection of curves $(t_{\tilde{T},j})_{j \in \mathbb{Z}}$ which we index, in order, from bottom to top.

Now let (R_i) be an edge path. Let the vertices determined by the edges of $\tilde{\Delta}$ corresponding to R_i and R_{i+1} at s_i be v_i and v_{i+1} , respectively. Let α be a curve from v_i to v_{i+1} . We say that R_{i+1} lies k ladderpoles above R_i at s_i if the signed intersection number between α and the $t_{s_i,j}$ is k . Here we take the convention that if the starting or ending point of α approaches some $t_{s_i,j}$ from above, we do not count that point in the intersection number, but if the point approaches some $t_{s_i,j}$ from below, we do count it in the intersection number. This ensures that the intersection number has the expected additivity properties.

LEMMA 5.7. *Every red edge sequence (e_i) of period P lifts to a nice red g -edge path (R_i) of period P . Moreover, given integers $\beta_i \geq 4$, it can be arranged so that each R_{i+1} lies β_i ladderpoles above R_i at s_i , and in that case, it can be arranged so that g quotients an orbit of $\hat{\phi}$ to a closed orbit γ of ϕ of flow graph complexity at most $2((\max_i \beta_i + 4)\lambda + 3)^2 \delta^2 P^2$.*

Proof. By cycling permuting the edges, we can assume that e_1 and e_2 lie in the same ladderpole at T_1 . Choose some lift \tilde{e}_1 of e_1 , and let R_1 be the edge rectangle corresponding to \tilde{e}_1 . We will inductively define R_2, R_3, \dots . Suppose we have defined R_1, \dots, R_{j-1} where e_{j-1} and e_j lie in the same ladderpole at T_{j-1} .

Let e_j, \dots, e_k be a maximal subsequence such that e_{i+1} lies two ladderpoles to the left of e_i at T_i for $j \leq i < k$. Let \tilde{e}_{j-1} be the edge of $\tilde{\Delta}$ corresponding to R_{j-1} . Let $s_{j-1} \in \mathcal{S}$ be the corner of R_{j-1} that corresponds to a vertex of $\tilde{\Delta}$ covering T_{j-1} . Let E_{j-1} be the tetrahedron of $\tilde{\Delta}$ which has \tilde{e}_{j-1} as its bottom edge. Let \tilde{f}_j be the blue side edge of E_{j-1}

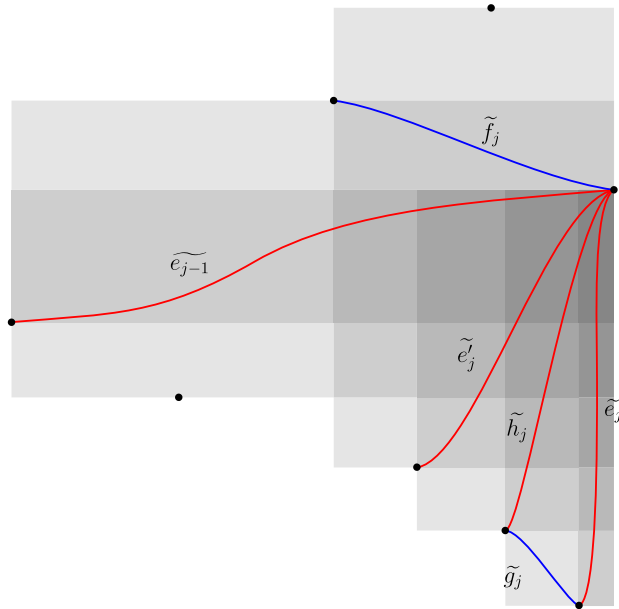


FIGURE 24. Constructing \tilde{f}_j , \tilde{e}'_j , and \tilde{e}_j .

that has a vertex at s_{j-1} . Let F_j be the tetrahedron of $\tilde{\Delta}$ which has \tilde{f}_j as its bottom edge. Let \tilde{e}'_j be the red side edge of F_j with a vertex at s_{j-1} . Let e'_j be the image of \tilde{e}'_j in Δ . See Figure 24.

Meanwhile, let l be the ladderpole curve on T_{j-1} determined by both e'_j and e_j . Let a be the sub-arc of l going from e_{j-1} to e'_j , and let b be the sub-arc going from e'_j to e_j . Here, if $e'_j = e_j$, we take $b = l$. Additionally, $a * b$ crosses the ladderpole transversal some $x \in [0, 2]$ times. Lift $a * b * l^{\beta_{j-1-x}} * e_j$ to a path starting at the endpoint of \tilde{e}_{j-1} at s_{j-1} , and let R_j be the edge rectangle corresponding to the edge \tilde{e}_j to which e_j lifts.

Let R'_j be the edge rectangle corresponding to e'_j . We note that by construction, any point in $R_{j-1} \cap R'_j$ is closer to the vertical side of R_{j-1} containing s_{j-1} than the core point $c(R_{j-1})$.

We will then inductively define R_i for $j < i \leq k$. Let $s_{i-1} \in S$ be the corner of R_{i-1} that corresponds to a vertex of $\tilde{\Delta}$ covering T_{i-1} . Let t_{i-1} be the tetrahedron of $\tilde{\Delta}$ which has \tilde{e}_{i-1} as the top edge. Let \tilde{g}_{i-1} be the blue side edge of t_i with a vertex at s_{i-1} , and \tilde{h}_{i-1} be the red side edge of t_i with a vertex at s_{i-2} . Let g_{i-1} be the image of \tilde{g}_{i-1} in Δ . Let G_{i-1} be the tetrahedron of $\tilde{\Delta}$ which has \tilde{g}_{i-1} as the bottom edge. Let \tilde{f}_i be the blue side edge of G_{i-1} that has a vertex at s_{i-1} . Let f_i be the image of \tilde{f}_i in Δ . Let F_i be the tetrahedron of $\tilde{\Delta}$ which has \tilde{f}_i as its bottom edge. Let \tilde{e}'_i be the red side edge of F_i with a vertex at s_{i-1} . Let e'_i be the image of \tilde{e}'_i in Δ . See Figure 25.

Let l be the ladderpole curve on T_{i-1} determined by both e'_i and e_i . Let a be a path going from e_{i-1} to e'_i , and let b be the sub-arc of l going from e'_i to e_i . Here, again, if $e'_i = e_i$, then we take $b = l$. Additionally, a can be taken to be an edge path on the boundary triangulation

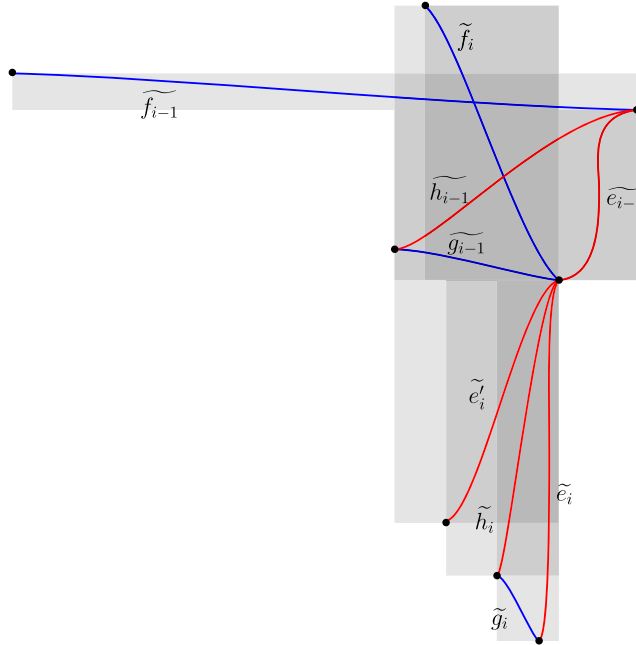


FIGURE 25. Constructing \tilde{f}_i , \tilde{e}'_i , and \tilde{e}_i for $j < i \leq k$.

going from e_{i-1} to g_{i-1} to f_i then e'_i , and hence crosses the ladderpole transversal some $y \in [-3, 3]$ times, while b crosses the ladderpole transversal some $z \in [0, 1]$ times, and hence $a * b$ crosses the ladderpole transversal some $x = y + z \in [-3, 4]$ times. Lift $a * b * l^{\beta_{i-1}-x} * e_i$ to a path starting at the endpoint of \tilde{e}_{i-1} at s_{i-1} , and let R_i be the edge rectangle corresponding to the edge \tilde{e}_i to which e_i lifts. We note that we use the fact that $\beta_{i-1} \geq 4$ here.

By construction, for each $j < i \leq k$, the edge rectangle corresponding to \tilde{f}_i is taller than that of \tilde{f}_{i-1} and the edge rectangle corresponding to \tilde{f}_{i-1} is wider than that of \tilde{e}'_{i-1} , and hence wider than that of \tilde{f}_i . From this, we can construct a staircase $S_{j,k}$ for R_j, \dots, R_k .

Following the construction, we arrive at R_{P+1} eventually, which is the edge rectangle corresponding to \tilde{e}_{P+1} . However, \tilde{e}_{P+1} and \tilde{e}_1 are both lifts of e_1 , so $\tilde{e}_{P+1} = g \cdot \tilde{e}_1$ for some $g \in \pi_1(M^\circ)$. By naturality of the construction, $R_{i+rP} = g^r \cdot R_i$ for all $r \geq 0$. We thus extend the definition of R_i by setting $R_{i+rP} = g^r \cdot R_i$ for all r .

Suppose e_{j_1}, \dots, e_{k_1} and e_{j_2}, \dots, e_{k_2} are two consecutive maximal subsequences such that e_{i+1} lies two ladderpoles to the left of e_i at T_i for $j_s \leq i < k_s$ (hence $j_2 = k_1 + 1$), then it follows from the definition of staircases and the fact that R_{j_2} is taller than R_{k_1} at s_{j_2} that we have property (1) below.

- (1) S_{j_1,k_1} is wider than S_{j_2,k_2} and S_{j_2,k_2} is taller than S_{j_1,k_1} .
- (2) Any point $x \in R_{k_1} \cap S_{j_2,k_2}$ lies closer to the vertical side of R_{k_1} containing s_{k_1} than the core point $c(R_{k_1})$.

For property (2), notice that R'_{j_2} is wider than S_{j_2,k_2} , so this follows from the corresponding property of $R_{k_1} \cap R'_{j_2}$ pointed out before.

Now consider the intersection of all $S_{j,k}$. By property (1) above, the intersection is non-empty. Moreover, since the set is invariant under g , it must consist of a single point p corresponding to an orbit of $\widehat{\phi}$ covering a closed orbit γ of ϕ of homotopy class g .

This shows that $\{R_i\}$ is a red g -edge path. We now show that it is nice: if R_{i-1} and R_i lie in the same quadrant at s_{i-1} , and R_i and R_{i+1} lie in the same quadrant at s_i , then p , being inside $S_{i,i} \cap S_{i+1,k}$, lies closer to the vertical side of R_i containing s_i than the core point $c(R_i)$ by property (2) above.

It remains to bound the flow graph complexity of γ . What we will do is bound the length of a cycle c of the dual graph which maps to γ under F_Γ and apply Proposition 4.9.

We will use the following observation repeatedly in our computation.

Observation: let e be an edge. For any tetrahedron t with e as a side edge, there exists a path in the dual graph from t to the tetrahedron with e as the bottom edge of length $\leq \delta$.

Let e_j, \dots, e_k be a maximal subsequence such that e_{i+1} lies two ladderpoles to the left of e_i at T_i for $j \leq i < k$. By the observation, there is a $\widetilde{\Gamma}$ -path from E_{j-1} to F_j of length $\leq \delta$. Then for $j \leq i < k$, there is a $\widetilde{\Gamma}$ -path from F_i to the tetrahedron E'_i with \widetilde{e}'_i as the bottom edge of length $\leq \delta$. There exists a $\widetilde{\Gamma}$ -path from E'_i to E_i as the bottom edge of length $\leq (\beta_{i-1} + 4)\lambda\delta$. For $i < k$, this includes as a sub-arc a $\widetilde{\Gamma}$ -path from E'_i to the tetrahedron H_i with \widetilde{h}_i as the bottom edge of length $\leq (\beta_{i-1} + 4)\lambda\delta$. There exists a $\widetilde{\Gamma}$ -path from H_i to G_i of length $\leq \delta$. Finally, there exists a $\widetilde{\Gamma}$ -path from G_i to F_{i+1} of length $\leq \delta$. Putting everything together, we see that there is a $\widetilde{\Gamma}$ -path from E_{j-1} to E_k of length

$$\begin{aligned} &\leq \delta + (k - j)(\delta + (\max \beta_i + 4)\lambda\delta + \delta + \delta) + (\delta + (\max \beta_i + 4)\lambda\delta) \\ &\leq (k - j + 1)((\max \beta_i + 4)\lambda + 3)\delta. \end{aligned}$$

Hence, there exists a $\widetilde{\Gamma}$ -path from E_1 to E_{N+1} of length $\leq ((\max \beta_i + 4)\lambda + 3)\delta P$, which descends to a Γ -cycle c , with the same bound on length, which is homotopic to γ . Now apply Proposition 4.9. □

Note that the $\widetilde{\Gamma}$ -path constructed in the proof of Lemma 5.7 contains as a subpath $\beta_i - 4$ consecutive lifts of a Γ -cycle c_i that is homotopic to the orbit in \mathcal{C} corresponding to T_i , between E'_{i+1} and H_{i+1} for each i . Thus, up to increasing some β_i by 1, which concatenates the constructed Γ -cycle c with one more copy of c_i , we can arrange for c to be a primitive cycle. However, this does not guarantee that the orbit $\gamma = F_\Gamma(c)$ is primitive. If one wants γ to be primitive (equivalently, g to be primitive) in this construction, which is what we will need in the proof of Theorem 6.4, one needs to work harder.

We first inspect the dynamic plane D_i determined by a lift \widetilde{c}_i of c_i . Suppose c_i has length l_i . We label the vertices of \widetilde{c}_i as $(v^j_i)_{j \in \mathbb{Z}}$. One can check that c_i lies on an annulus face of the complementary region of the stable branched surface that contains T_i . The two branch cycles on the boundary of this face lift to two branch lines on D_i . Any infinite $\widetilde{\Phi}$ -path must enter the region R_i bounded by these two branch lines eventually. See Figure 26 for a picture of the form of D_i . Also see [LMT20, §5.1.1] for a similar discussion. In particular, this implies that if α is a $\widetilde{\Phi}$ -path starting from a point x on $\partial\Delta(v^j_i)$ outside of R_i and ending on a point y on $\partial\Delta(v^{j+l_i}_i)$, then the distance between y and R_i on $\partial\Delta(v^{j+l_i}_i)$ must be strictly less than the distance between x and R_i on $\partial\Delta(v^j_i)$.

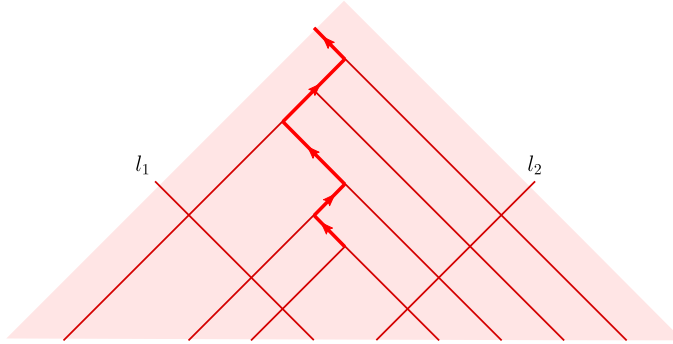


FIGURE 26. The dynamic plane D_i associated to a lift \tilde{c}_i of c_i . There are branch lines l_1 and l_2 bounding a region R_i such that any infinite $\tilde{\Phi}$ -path must enter the region R_i eventually.

Moreover, since the segment of each $\partial\Delta(v_j^i)$ within R_i lies on the bottom sides of only two sectors, D_i has at most two $[c_i]$ -invariant bi-infinite $\tilde{\Phi}$ -paths (hence, D_i has at most one AB strip) and any $\tilde{\Phi}$ -path starting at a point on $\partial\Delta(v_j^i)$ in R_i and ending on $\partial\Delta(v_{j+l_i}^i)$ will converge into one of these paths. This also implies that any point on $\partial\Delta(v_j^i)$ in R_i is $\leq \delta$ edges away from v_j^i .

Returning to the $\tilde{\Gamma}$ -path constructed in the proof of Lemma 5.7, we elongate it by equivariance so that it is a lift of c , then consider the dynamic plane D associated to it. Here D contains $\beta_i - 4$ adjacent fundamental regions of D_i , the union of which we denote by D'_i . We identify each D'_i with the region between $\partial\Delta(v_0^i)$ and $\partial\Delta(v_{(\beta_i-4)l_i}^i)$ on D_i . From the proof of Lemma 5.7, we know that the segment of \tilde{c} between D'_i and D'_{i+1} has length $\leq (16\lambda + 3)\delta$. In particular, the $\tilde{\Phi}$ -path starting at $v_{(\beta_i-4)l_i}^i$ and ending on $\partial\Delta(v_0^{i+1})$ is $\leq (16\lambda + 3)\delta$ edges away from v_0^{i+1} by Lemma 4.10. Hence, if $\beta_i - 4 \geq (16\lambda + 3)\delta + \delta + 1$, then the infinite $\tilde{\Phi}$ -path starting at any point on $\partial\Delta(v_0^1) \cap R_1$ must converge into one of the $[c_i]$ -invariant $\tilde{\Phi}$ -paths within each D'_i that it passes through. We illustrate the situation schematically in Figure 27. As reasoned in the proof of Proposition 4.9, such a path eventually becomes periodic, and hence we can find a g -invariant bi-infinite $\tilde{\Phi}$ -path on D satisfying the same property, assuming that D has any g -invariant bi-infinite $\tilde{\Phi}$ -paths at all, which quotients down to an element of $h(c)$.

The significance of this is that if we now increase β_i by one, then we concatenate this element of $h(c)$ by a Φ -cycle homotopic to c_i . As in the case of Γ -cycles, this can be used to ensure that $h(c)$ contains a primitive element. Moreover, since each D_i can have at most one AB strip, D cannot have more than one AB strip as well, so this primitive element of $h(c)$ does not lie between AB strips. Hence, using Proposition 4.5, we can guarantee that $\gamma = F_\Phi(h(c))$ is primitive. If D does not contain g -invariant bi-infinite $\tilde{\Phi}$ -paths, then we can apply a similar argument to c^2 .

We record this as an addendum to Lemma 5.7.

LEMMA 5.8. *In the setting of Lemma 5.7, if each $\beta_i \geq (16\lambda + 4)\delta + 1$, then up to increasing some β_i by one, we can assume that g is primitive for the constructed nice red g -edge path.*

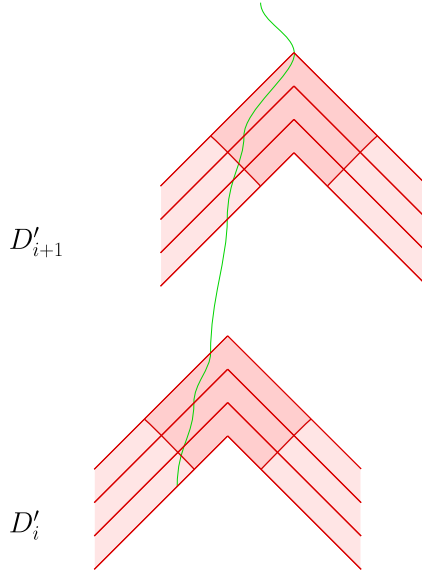


FIGURE 27. A schematic picture of the proof of Lemma 5.8. By increasing the number of fundamental regions in D'_i , we can obtain an g -invariant bi-infinite $\tilde{\Phi}$ -path on D that meets the $[c_i]$ -invariant $\tilde{\Phi}$ -paths within each D'_i .

5.4. From edge paths to broken transverse helicoids

Construction 5.9. Suppose we are given a winding red g -edge path (R_i) of period P , where g quotients an orbit $\hat{\gamma}$ of $\hat{\phi}$ to a closed orbit γ of ϕ . We construct a broken transverse surface as follows.

For each i such that R_i and R_{i+1} lie in the same quadrant at s_i , choose a path α_i on \mathcal{P} from p to s_i that lies in the intersection of the slope for R_j, \dots, R_i and the slope for R_{i+1}, \dots, R_k that is topologically transverse to \mathcal{P}^s and \mathcal{P}^u . This ensures that within each staircase $S_{j,k}$, the paths α_j and α_k are disjoint. We can also arrange it so that $\alpha_{i+rP} = g^r \alpha_i$. Next, for each of the remaining i , take a path α_i on \mathcal{P} from p to s_i in the slope $S_{j,k}$ in which s_i lies. Again, we make the choice so that $\alpha_i, j \leq i \leq k$ are topologically transverse to \mathcal{P}^s and \mathcal{P}^u , are mutually disjoint within the staircase, and so that $\alpha_{i+rP} = g^r \alpha_i$.

Now take a sequence of points $\{x_i\}$ on $\hat{\gamma}$ such that $x_{i+rP} = g^r \cdot x_i$ and x_{i+1} lies further along $\hat{\gamma}$ as a flow line than x_i . Also let \tilde{e}_i be the edge of $\tilde{\Delta}$ that corresponds to the edge rectangle R_i . For each i , consider the restriction of the fibration $\tilde{M} \rightarrow \mathcal{O}$ to α_i , which is a trivial bundle, and choose a lift of α_i to $\tilde{\alpha}_i$ starting at $x_i \in \tilde{\gamma}$. Then for each i , consider the restriction of the fibration to the region bounded by α_i, \tilde{e}_i , and α_{i+1} , minus the points $\hat{\gamma}, s_i$, and s_{i+1} . For generic choices of lifts $\tilde{\alpha}_i$ and placements of \tilde{e}_i , we can lift this region to a hexagonal broken transverse surface \tilde{H}_i with horizontal boundary along $\tilde{\alpha}_i, \tilde{e}_i, \tilde{\alpha}_{i+1}$, and vertical boundary along $\tilde{\gamma}$, and the orbits of $\hat{\phi}$ corresponding to s_i and s_{i+1} . Again, we make the choice so that $\tilde{H}_{i+rP} = g^r \cdot \tilde{H}_i$.

Finally, take the union over all \tilde{H}_i , possibly resolving any turning points on the orbits of $\hat{\phi}$ corresponding to the s_i as in the last step of Fried resolution, to get a helicoidal broken transverse surface $\tilde{H}(R_i)$ with one boundary component lying along $\hat{\gamma}$ and the sides of

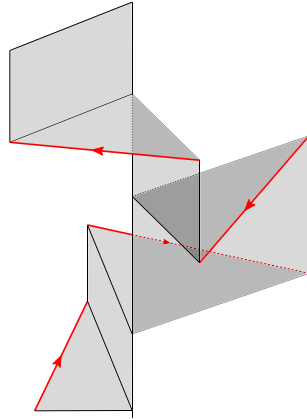


FIGURE 28. The helicoidal broken transverse surface $\widetilde{H}(R_i)$ with boundary along $\widehat{\gamma}$ and (\widetilde{e}_i) .

the other boundary component that lie in $\partial_h \widetilde{H}(R_i)$ being (\widetilde{e}_i) . See Figure 28. This surface is g -invariant, so we can take its quotient to get a broken transverse surface $H(R_i)$ with boundary along γ and $\{e_i\}$.

Moreover, if g is primitive, then the boundary component of $H(R_i)$ along γ is embedded. In general, if g is the r th power of a primitive element, then the boundary component of $H(R_i)$ along γ r -fold covers γ .

LEMMA 5.10. *If (R_i) is a winding red g -edge path of period P and γ' is a closed orbit of ϕ that is not an element of \mathcal{C} of flow graph complexity c , then γ' intersects $H(R_i)$ at most $\leq 32\delta^4 cP$ times.*

Proof. The projection of $\widetilde{H}(R_i)$ on \mathcal{P} is covered by the $\langle g \rangle$ -orbits of the tetrahedron rectangles corresponding to the tetrahedra with the edges corresponding to R_1, \dots, R_P as bottom edges. Conversely, the $\langle g \rangle$ -orbit of a tetrahedron rectangle can appear at most P times in such a union. So this follows from the third statement in Lemma 4.14. \square

6. Constructing Birkhoff sections

In this section, we will introduce the remaining type of broken transverse surfaces which we will use in our construction, and use them to prove Theorems 6.3 and 6.4.

6.1. Shearing decomposition. We recall the shearing decomposition of a veering triangulation, introduced by Schleimer and Segerman in [SS].

Fix the same setting as before: let ϕ be a pseudo-Anosov flow on an oriented closed 3-manifold M without perfect fits relative to \mathcal{C} , and let Δ be a veering triangulation associated to ϕ on $M \setminus \bigcup \mathcal{C}$.

Pick and fix an equatorial square q_t for each tetrahedron t in Δ that is transverse to the flow ϕ . Each square q_t divides t into an upper half-tetrahedron and a lower half-tetrahedron. Let Q be the union over all squares. The complementary regions of Q can be obtained by gluing all upper and lower half-tetrahedra along their triangular faces.

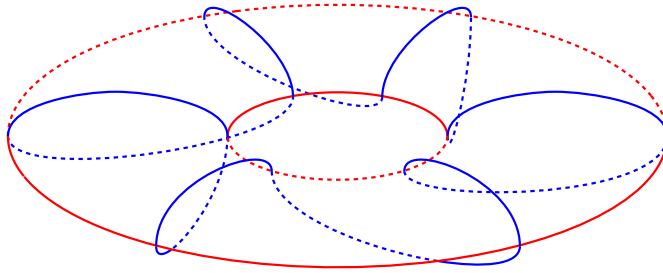


FIGURE 29. A blue shearing region of length 6.

These complementary regions are known as the *shearing regions*. The decomposition of Δ into these shearing regions is known as *the shearing decomposition*.

We describe each shearing region in more detail. Each of these is topologically a solid torus with some $l \geq 1$ *upper square faces* and l *lower square faces* on their boundary. We call l the length of the shearing region. The upper square faces meet along edges of a fixed color. We call these edges the *upper helical edges*. The lower square faces also meet along edges of that same fixed color. We call these edges the *lower helical edges*. If the color of these helical edges is blue/red, we say that the shearing region is *blue/red*, respectively. We call the union of upper/lower square faces the *upper/lower boundary* of the shearing region, respectively. The upper and lower boundary meet along edges of the opposite color as the shearing region. We call these edges the *longitudinal edges*. Finally, the interior of the shearing region contains $2l$ triangular faces, each of which has two blue/red edges along the helical edges, and one red/blue edge along the longitudinal edges, if the shearing region is blue/red, respectively.

We illustrate a blue shearing region of length 6 in Figure 29.

We denote the upper boundary of a shearing region U by ∂^U . The closure of an upper boundary in the closed 3-manifold M is a broken transverse surface with horizontal boundary along the edges of Δ and vertical boundary along \mathcal{C} , at least for generic placements of the edges. We will abuse notation and refer to the closure of an upper boundary by the same name as the upper boundary itself.

Since each shearing region has a product structure induced by the orbits of ϕ , it is clear that each orbit of ϕ intersects Q in finite forward and backward time. In other words, we have the following lemma.

LEMMA 6.1. *Let $E = \bigcup_U \partial^U$, where the union is taken over all shearing regions U . Each orbit of ϕ intersects E in finite forward and backward time.*

Notice that if we orient the boundary edges in the upper boundary of a blue shearing region using the (co)orientation on the squares, then such a collection of red edges is admissible in the sense of Definition 5.3. We also have the symmetric fact for red shearing regions. We will make use of both of these facts to show Theorem 6.4.

However, for Theorem 6.3, we want to just deal with edges of one color, so we have to work harder. Let U be a red shearing region. Let f be a triangular face in the interior of U , let e be the blue edge of f . Here e is the upper helical edge of some blue shearing

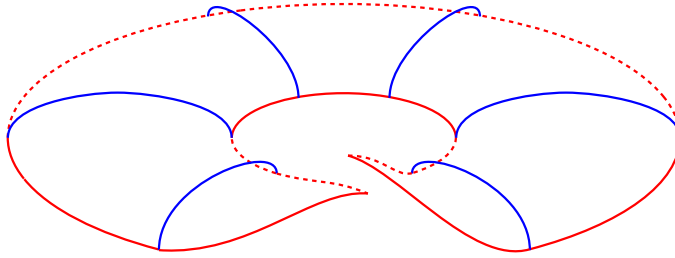


FIGURE 30. A croissant.

region U' . Let q' be the upper square face of U' that has an edge on e and lies in the same side of e as f . Additionally, q' must be the lower square face of a red shearing region U'' . Let e' be the other blue edge of q' , and let f'' be the triangular face in U'' that has its blue edge along e' . Then the upper boundary of U' with q' removed but with f and f'' added is a surface transverse to orbits of ϕ which contains f and whose boundary consists solely of red edges. We call this surface the *croissant* with tip f and denote it by G_f . See Figure 30.

Similarly to the case of upper boundaries, if we orient the edges in the boundary of a croissant using the (co)orientation on the squares and triangles, then such a collection of red edges is admissible in the sense of Definition 5.3. Also, the closure of a croissant in the closed 3-manifold M is a broken transverse surface with horizontal boundary along the edges of Δ and vertical boundary along \mathcal{C} , at least for generic placements of the edges. We will abuse notation and refer to the closure of a croissant by the same name as the croissant itself.

LEMMA 6.2. *Let $E_R = \bigcup_U \partial^U \cup \bigcup_f G_f$, where the first union is taken over all blue shearing regions U and the second union is taken over all triangular faces f in red shearing regions. Each orbit of ϕ intersects E_R in finite forward and backward time.*

Proof. A square in the upper boundary of a red shearing region can be flowed backwards into the union of two triangular faces in the shearing region. This implies that each orbit of ϕ intersects the union of all upper boundaries of blue shearing regions and triangular faces of red shearing regions in finite forward and backward time. Thus, the lemma follows from the fact that G_f contains f . \square

6.2. *Birkhoff sections on the cusped manifold.* In this subsection, we prove Theorem 6.3. This is a good warm-up to the proof of Theorem 6.4. As we will discuss in §7.3, Theorem 6.3 also has some relevance in the theory of veering triangulations.

Recall the notation for the parameters of a veering triangulation as set up in §2.3. We will employ the rough bounds $\delta, \lambda \leq 2N$, and $\nu \leq N$ to obtain bounds that only depend on the number of tetrahedra N , as far as the veering triangulation is concerned.

THEOREM 6.3. *Let ϕ be a pseudo-Anosov flow on an oriented closed 3-manifold M without perfect fits relative to a collection of closed orbits \mathcal{C} . Let Δ be the veering triangulation associated to ϕ on $M \setminus \bigcup \mathcal{C}$. Suppose Δ has N tetrahedra.*

Then there exists a closed orbit γ of ϕ of complexity $\leq 10^6 N^{12}$ and a Birkhoff section S with boundary along $\bigcup \mathcal{C} \cup \gamma$ and with Euler characteristic $\geq -10^{10} N^{20}$.

Proof. Consider the surfaces in E_R in Lemma 6.2. The collection of sides in the horizontal boundary of the surfaces, which we denote by \mathcal{D} , is a collection of red oriented edges which is admissible. We bound the size of \mathcal{D} . The union $\bigcup_U \partial^U$ involves at most N squares, and hence contributes at most $2N$ edges. Each G_f consists of two triangles and at most $N - 1$ squares, and hence contributes at most $2N + 2$ edges, and there are at most $2N$ many f . Putting all this together, we deduce that $|\mathcal{D}| \leq 2N + 2N(2N + 2) \leq 10N^2$.

Now we can apply Lemma 5.4 to the negative of \mathcal{D} , with α_T chosen to be one for all T , to get a red edge sequence \mathcal{E} of period $\leq (\nu/2 \cdot 10N^2 + 1 + 1)N + 10N^2 \leq 17N^4$. Then we apply Lemma 5.7 to \mathcal{E} , with β_i chosen to be four for all i , to get a nice red g -edge path (R_i) . Here g quotients an orbit of $\widehat{\phi}$ to a closed orbit γ of complexity $\leq 2(8\lambda + 3)^2 \delta^2 (17N^4)^2 \leq 834632N^{12} =: c$.

Once we have this γ , we apply Proposition 3.10 to rechoose the triangulation so that (R_i) is winding. Then we apply Construction 5.9 to get a broken transverse surface $H(R_i)$ with boundary along γ and \mathcal{E} .

Form an immersed Birkhoff section S' by taking the union of $H(R_i)$ and E_R . That every orbit intersects S' in finite forward and backward time follows from Lemma 6.2. We bound the complexity of S' . The index of $H(R_i)$ is $\geq -(17/2)N^4$. The surfaces in E_R consist of N squares in the upper boundaries, and $2N(N - 1)$ squares and $4N$ triangles in the croissants. Each square has index -1 and each triangle has index $-\frac{1}{2}$, so the sum of indices of surfaces in E_R is $\geq -N - 2N(N - 1) - 2N \geq -3N^2$.

Meanwhile, γ intersects each square and each triangle at most $2\delta^2 c$ times, by Lemmas 4.14 and 4.13. So γ intersects the surfaces in E_R for $\leq 2N\delta^2 c + 4N(N - 1)\delta^2 c + 8N\delta^2 c \leq 40N^4 c$ times. By Lemma 5.10, γ intersects $H(R_i)$ (away from its boundary) for $\leq 32\delta^4 c \cdot 17N^4 \leq 8704N^8 c$ times. Putting everything together, the complexity of S' is bounded above by $(17/2)N^3 + 3N^2 + 40N^4 c + 8704N^8 c \leq 10^{10} N^{20}$.

Finally, we apply Fried resolution to get a Birkhoff section S as in the statement of the theorem. □

6.3. *Birkhoff sections on the closed manifold.* In this subsection, we finally come to the proof of Theorem 6.4.

THEOREM 6.4. *Let ϕ be a pseudo-Anosov flow on an oriented closed 3-manifold M without perfect fits relative to a collection of closed orbits \mathcal{C} . Let Δ be the veering triangulation associated to ϕ on $M \setminus \bigcup \mathcal{C}$. Suppose Δ has N tetrahedra. For each vertex T of Δ , let l_T be a ladderpole curve and let t_T be a ladderpole transversal at T . Let the meridian of M at T be $a_T t_T + b_T l_T$, for $a_T > 0$.*

Then there exists two closed orbits γ_1 and γ_2 of ϕ , each of complexity $\leq 10^{10} N^{20} (\max a_T + \max |b_T|)^2 (\max a_T)^2$, and a Birkhoff section S with two boundary components, one embedded along γ_1 and one embedded along γ_2 , with Euler characteristic $\geq -10^{13} N^{27} (\max a_T + \max |b_T|)^2 (\max a_T)^3$.

Proof. Consider the collection E_L of upper boundaries of blue shearing regions. The collection of sides in the horizontal boundary of the annuli in the collection, which we

denote by \mathcal{D}_R , is a collection of red oriented edges which is admissible. There are at most N squares in the upper boundaries, so there are at most $2N$ elements in \mathcal{D}_R .

Notice that this implies that the number of sides in the vertical boundary of the surfaces is also at most $2N$. Each such side is formed by two squares meeting along a blue edge, and hence they each cross a blue ladderpole curve once. Therefore, we conclude that the number of times the sides in the vertical boundaries cross a fixed blue ladderpole curve at vertex T is some $y_T \in [0, 2N]$. Here we choose the fixed blue ladderpole curve at vertex T to be the one at which the minimum in Lemma 5.4 is attained. By Remark 5.5, this is well defined since we have a fixed admissible collection \mathcal{D}_R .

Next, we bound the number of times the sides in the vertical boundaries cross the ladderpole transversal at a vertex T . Again, each such side is formed by two squares meeting along a blue edge, and hence each side crosses a ladderpole transversal for some $x \in [-2, 2]$ times. Together, the total number of times the sides cross the ladderpole transversal at T is some $x_T \in [-4N, 4N]$ times.

Now we apply Lemma 5.4 to the negative of \mathcal{D}_R , choosing $\alpha_T = 3Na_T - y_T$, to get a red edge sequence \mathcal{E}_R , of period $\leq (v/2 \cdot 2N + 3N \max a_T + 1)N + 2N \leq 4N^3 + 3N^2 \max a_T \leq 7N^3 \max a_T$.

Let $B_T = 511N^5 \max a_T + 6N|b_T| + 4N$ for each vertex T . Apply Lemma 5.7 to \mathcal{E} to get a nice red g_R -edge path $(R_{R,i})$, where we choose the integers β_i in the lemma such that for each vertex T , all but one of the β_i for which $T_i = T$ equals to $(16\lambda + 4)\delta + 1$ and the sum of such β_i equals $B_T + 6Nb_T - x_T$. This is possible since $7N^3 \max a_T \cdot ((16\lambda + 4)\delta + 1) \leq 511N^5 \max a_T \leq B_T + 6Nb_T - x_T$ and there are at most $7N^3 \max a_T$ indices. Here g_R is primitive, up to increasing one of the β_i by one (and hence increasing B_T by one) by Lemma 5.8, and g_R quotients an orbit of $\widehat{\phi}$ to a closed orbit γ_R of complexity

$$\begin{aligned} &\leq 2((\max(B_T + 6Nb_T - x_T) + 1)\lambda + 3)^2\delta^2(7N^3 \max a_T)^2 \\ &\leq 2(511N^5 \max a_T + 12N \max |b_T| + 8N + 1)\lambda + 3)^2\delta^2(7N^3 \max a_T)^2 \\ &\leq 2(1043N^6 \max a_T + 24N^2 \max |b_T|)^2(2N)^2(7N^3 \max a_T)^2 \\ &\leq 426436808N^{20}(\max a_T + \max |b_T|)^2(\max a_T)^2 =: c. \end{aligned}$$

Symmetrically, we look at the collection \mathcal{E}_R of upper boundaries of red shearing regions and let the collection of sides in the horizontal boundary of the annuli in the collection be \mathcal{D}_L . Then we apply Lemma 5.4 with the analogous choice of α_T to get a blue edge sequence \mathcal{E}_L , then Lemma 5.7 to get a nice blue g_L -edge path $(R_{L,i})$, but this time we choose the integers β_i in the lemma such that for each vertex T , all but one of the β_i for which $T_i = T$ equals to $(16\lambda + 4)\delta + 1$ and the sum of such β_i equals B_T ; such a choice is possible since $7N^3 \max a_T \cdot ((16\lambda + 4)\delta + 1) \leq 511N^5 \max a_T \leq B_T$. Here g_L is primitive, up to increasing one of the β_i by one (and hence increasing B_T by one) by Lemma 5.8 and g_L quotients an orbit of $\widehat{\phi}$ to a closed orbit γ_R of complexity $\leq c$ by a similar computation as above.

Once we have γ_R and γ_L , we apply Proposition 3.10 to rechoose the triangulation so that $(R_{R,i})$ and $(R_{L,i})$ are winding. Then we apply Construction 5.9 to get broken transverse

surface $H(R_{R,i})$ with boundary along γ_R and \mathcal{E}_R , and broken transverse surface $H(R_{L,i})$ with boundary along γ_L and \mathcal{E}_L .

Form a surface S_R transverse to the flow by taking the union of $H(R_{R,i})$ and surfaces in E_L , and form a surface S_L transverse to the flow by taking the union of $H(R_{L,i})$ and surfaces in E_R . The homology class of ∂S_R on vertex T is $3Na_Tt_T + (B_T + 6Nb_T)l_T$, while the homology class of ∂S_L on vertex T is $3Na_Tt_T - B_Tl_T$, so together they add up to $6N(a_Tt_T + b_Tl_T)$, which is a multiple of the meridian.

Note that $S_R \cup S_L$ is an immersed Birkhoff section, since every orbit intersects it in finite forward and backward time by Lemma 6.1. We bound the complexity of $S_R \cup S_L$. The index of $H(R_{R,i})$ and $H(R_{L,i})$ are each $\geq -\frac{7}{2}N^3 \max a_T$. The surfaces in E_L and E_R consist of N squares, so the sum of indices of surfaces in E_L and E_R is $-N$.

Now, γ_R intersects all of the squares at most $2\delta^2c$ times by Lemma 4.14. So γ_R intersects the surfaces in E_L and E_R for $\leq 2\delta^2c \leq 8N^2c$ times. Meanwhile, by Lemma 5.10, γ_R intersects $H(R_{R,i})$ (away from its boundary) at most $32\delta^4c \cdot 7N^3 \max a_T \leq 3584N^7c \max a_T$ times and intersects $H(R_{L,i})$ at most $3584N^7c \max a_T$ times similarly. Symmetric statements hold for γ_L . Putting everything together, the complexity of $S_R \cup S_L$ is

$$\begin{aligned} &\leq \frac{7}{2}N^3 \max a_T + \frac{7}{2}N^3 \max a_T + N + 2(8N^2c + 3584N^7c \max a_T + 3584N^7c \max a_T) \\ &\leq 8N^3 \max a_T + 14352N^7c \max a_T \\ &\leq 10^{13}N^{27}(\max a_T + \max |b_T|)^2(\max a_T)^3. \end{aligned}$$

Finally, we apply Fried resolution to get a Birkhoff section S . Since the homology classes of the boundary components of $S_R \cup S_L$ along each element of \mathcal{C} add up to a multiple of the meridian, after we resolve the turning points in the last step of Fried resolution, the resulting surface S only has boundary components along γ_R and γ_L .

By the discussion in Construction 5.9, the boundary component of $H(R_{R,i})$ along γ_R is embedded and similarly for $H(R_{L,i})$. Thus, after applying Fried resolution, S has one boundary component embedded along γ_R and one boundary component embedded along γ_L .

Technically, one has to worry about the possibility that $\gamma_R = \gamma_L =: \gamma$. In that case, $S_R \cap S_L$ has two boundary components along γ whose homology class adds up to a multiple of the meridian in M , and hence after Fried resolution S will in fact be a global section for ϕ , which is even better. However, if one still wants to show the statement of the theorem in this case, one can just modify the choice of β_i slightly for, say, γ_R , which will make $[\gamma_R] \neq [\gamma_L]$ in $\pi_1(M)$ and hence ensure that they are distinct orbits by Lemma 2.13. □

7. Discussion and further questions

7.1. *Birkhoff sections with one boundary component.* As remarked in §1, one cannot in general find a Birkhoff section with only one boundary component. However, one can ask the following question.

Question 7.1. How can one characterize the orbit equivalence class of pseudo-Anosov flows which have a Birkhoff section with only one boundary component?

Here we make some speculations as to what an answer to this might look like.

Recall that in the case of Anosov flows, one answer to this question has been provided by Marty.

THEOREM 7.2. [Mar21, Theorem G], [Mar23, Theorem E] *An Anosov flow admits a Birkhoff section with only one boundary component if and only if it is skew \mathbb{R} -covered.*

Motivated by this, one can try to look for a generalization of the ‘skew \mathbb{R} -covered’ condition to pseudo-Anosov flows, such that the statement of Theorem 7.2 holds with such a generalization. A natural guess of such a generalization might be the condition that there are only lozenges of a fixed sign, where one defines the sign of a lozenge using the orientation on the orbit space, similar to Definition 3.3.

Another good starting point might be the following weaker version of Question 7.1.

Question 7.3. How can one characterize the orbit equivalence class of pseudo-Anosov flows which have a Birkhoff section with all the boundary components of the same sign?

We also point out that in the case when M is a rational homology sphere, there is a notion of right-handed flows, introduced by Ghys in [Ghy09]. The basic idea is that orbits of a right-handed flow have positive (asymptotic) linking number. In [Ghy09], Ghys proves that a right-handed flow admits a Birkhoff section with boundary along any chosen finite collection of closed orbits. In other words, for a fixed 3-manifold M that is a rational homology sphere, if we let:

\mathcal{B}_1^+ be the orbit equivalence class of pseudo-Anosov flows on M which have a Birkhoff section with only one positive boundary component,

\mathcal{B}^+ be the orbit equivalence class of pseudo-Anosov flows on M which have a Birkhoff section with only positive boundary components,

\mathcal{B}_{RH} be the orbit equivalence class of pseudo-Anosov flows on M which are right-handed,

then $\mathcal{B}_{RH} \subset \mathcal{B}_1^+ \subset \mathcal{B}^+$.

Question 7.4. Is $\mathcal{B}_{RH} = \mathcal{B}^+$?

7.2. More on complexity. The reader will notice that we handled the complexity bounds in this paper very loosely, in the sense that we employ very loose bounds on, for example, the parameters δ , ν , λ . One could conceivably work harder and improve the bounds in the statement of Theorems 6.3 and 6.4 by a bit. However, we do not believe that a bound obtained via our methods would be the sharpest possible bound in any case, so we have not bothered to be tighter with our bounding.

In this connection, one can ask the following question.

Question 7.5. What are the sharpest possible bounds in Theorems 6.3 and 6.4, for both the Euler characteristic of the Birkhoff section and the flow graph complexity of the boundary orbits?

This is likely a very difficult question. Perhaps a more tractable question would be the following question.

Question 7.6. What are the smallest possible exponents of N in the bounds in Theorems 6.3 and 6.4?

The bounds would certainly have to be at least linear, since one can always take covers. The question concerns how complicated the flows that are not just covers of other flows can be as one increases N .

A variation of this question would be to impose a constraint on the Euler characteristic of the Birkhoff section, and ask for the sharpest bound for the flow graph complexity of the boundary orbits among the Birkhoff sections that satisfy the constraint; and *vice versa*.

We would be remiss not to mention the following well-known conjecture of Fried.

Conjecture 7.7. (Fried) Any Anosov flow with orientable stable and unstable foliations admits a genus one Birkhoff section.

The Birkhoff sections we construct in this paper are in a sense the opposite of those asked for in Fried's conjecture; they have large genus but small number of boundary components. One might be able to use the techniques of this paper to construct Birkhoff sections with relatively small genus but large number of boundary components. In particular, in practice, one might be able to find substantially smaller collections of oriented edges when applying Lemma 5.4 to get edge sequences, for a given veering triangulation. However, new ideas would probably be required to push the genus of the Birkhoff section in the general case down to one, if it is even possible.

On the topic of complexity, one can also attempt to define the complexity of a pseudo-Anosov flow. One way to do this is to ask for the maximum Euler characteristic among all Birkhoff sections to the flow. A potentially more interesting definition would be to ask for the minimum number of tetrahedra in the veering triangulation associated to the flow on $M \setminus \bigcup \mathcal{C}$, as \mathcal{C} varies over all collections of orbits for which the flow has no perfect fits relative to.

For either definition, one can then ask the following question.

Question 7.8. How does the complexity of a flow behaves under operations such as taking covers or performing surgery (e.g. Goodman–Fried surgery, Foulon–Hasselblatt surgery [FH13], or Salmoiraghi's surgeries [Sal21, Sal22])?

7.3. *Questions regarding veering triangulations.* We already mentioned that it might not be very meaningful to try to improve the bounding on complexities done in this paper, but one exception to this might be Proposition 4.9. In particular, we are interested in the following question.

Question 7.9. Can the upper bound in Proposition 4.9 be made linear?

A positive answer to this question would mean that the dual graph and the flow graph are 'equally good' at encoding closed orbits. In any case, attempts to answer this question

might also lead to better intuition of the combinatorics of dynamic planes, thus veering triangulations.

Another question that is interesting to the study of veering triangulations is to understand the operation of drilling out orbits on the level of triangulations. More precisely, let ϕ be a pseudo-Anosov flow on an oriented closed 3-manifold M without perfect fits relative to a collection of orbits \mathcal{C} . Let Δ be the veering triangulation associated to ϕ on $M \setminus \mathcal{C}$. For any collection $\mathcal{C}' \supset \mathcal{C}$, ϕ has no perfect fits relative to \mathcal{C}' as well. Let Δ' be the veering triangulation associated to ϕ on $M \setminus \mathcal{C}'$. We say that Δ' is obtained from Δ by *drilling out the orbits in $\mathcal{C}' \setminus \mathcal{C}$* .

It is known that circular pseudo-Anosov flows give rise to *layered veering triangulations*. See for example [LMT20, Theorem 5.15] for an explanation of this. In this language, Theorem 6.3 may be restated as saying that any veering triangulation can be drilled along a single orbit to give a layered veering triangulation.

Layered veering triangulations are generally better understood than non-layered ones. This motivates one to understand how the combinatorics of a veering triangulation change under drilling, in the hopes that one can transfer facts from layered triangulations to general triangulations via Theorem 6.3.

Question 7.10. Can one describe the triangulation Δ' in terms of Δ and, say, flow graph cycles that encode each orbit in $\mathcal{C}' \setminus \mathcal{C}$?

Question 7.11. Can one bound the change in flow graph complexity of an orbit γ of ϕ which is not an element of \mathcal{C}' when measured relative to \mathcal{C} and to \mathcal{C}' ?

Finally, we relay a question that is asked to us by Schleimer and Segerman.

Question 7.12. (Schleimer, Segerman) For any veering triangulation, is it always possible to drill out some collection of orbits to get a veering triangulation with only toggle tetrahedra?

A positive answer to this question would have significance toward the enumeration of veering triangulations, at least on a conceptual level.

Acknowledgements. I would like to thank Ian Agol and Michael Landry for their support and encouragement. I would like to thank Pierre Dehornoy, Théo Marty, Saul Schleimer, Henry Segerman, and Mario Shannon for enlightening conversations. I would like to thank Michael Landry, Yair Minsky, and Sam Taylor for allowing me to reproduce some of the figures from [LMT22]. Finally, I would like to thank the anonymous referee for their careful reading of the paper and for their helpful suggestions. Chi Cheuk Tsang was partially supported by a grant from the Simons Foundation #376200.

REFERENCES

- [AT22] I. Agol and C. C. Tsang. Dynamics of veering triangulations: infinitesimal components of their flow graphs and applications. *Preprint*, 2022, [arXiv:2201.02706](https://arxiv.org/abs/2201.02706).
- [BI23] C. Bonatti and I. Iakovoglou. Anosov flows on 3-manifolds: the surgeries and the foliations. *Ergod. Th. & Dynam. Sys.* **43**(4) (2023), 1129–1188.

- [Bru95] M. Brunella. Surfaces of section for expansive flows on three-manifolds. *J. Math. Soc. Japan* **47**(3) (1995), 491–501.
- [CDHR22] V. Colin, P. Dehornoy, U. Hryniewicz and A. Rechtman. Generic properties of 3-dimensional reeb flows: Birkhoff sections and entropy. *Preprint*, 2022, [arXiv:2202.01506](https://arxiv.org/abs/2202.01506).
- [CM22] G. Contreras and M. Mazzucchelli. Existence of Birkhoff sections for Kupka–Smale Reeb flows of closed contact 3-manifolds. *Geom. Funct. Anal.* **32**(5) (2022), 951–979.
- [Fen99] S. R. Fenley. Foliations with good geometry. *J. Amer. Math. Soc.* **12**(3) (1999), 619–676.
- [Fen12] S. Fenley. Ideal boundaries of pseudo-Anosov flows and uniform convergence groups with connections and applications to large scale geometry. *Geom. Topol.* **16**(1) (2012), 1–110.
- [Fen16] S. R. Fenley. Quasigeodesic pseudo-Anosov flows in hyperbolic 3-manifolds and connections with large scale geometry. *Adv. Math.* **303** (2016), 192–278.
- [FG13] D. Futer and F. Guéritaud. Explicit angle structures for veering triangulations. *Algebr. Geom. Topol.* **13**(1) (2013), 205–235.
- [FH13] P. Foulon and B. Hasselblatt. Contact Anosov flows on hyperbolic 3-manifolds. *Geom. Topol.* **17**(2) (2013), 1225–1252.
- [FM01] S. Fenley and L. Mosher. Quasigeodesic flows in hyperbolic 3-manifolds. *Topology* **40**(3) (2001), 503–537.
- [Fra92] J. Franks. Geodesics on S^2 and periodic points of annulus homeomorphisms. *Invent. Math.* **108**(2) (1992), 403–418.
- [Fri83] D. Fried. Transitive Anosov flows and pseudo-Anosov maps. *Topology* **22**(3) (1983), 299–303.
- [Ghy09] É. Ghys. Right-handed vector fields & the Lorenz attractor. *Jpn. J. Math.* **4**(1) (2009), 47–61.
- [Goo83] S. Goodman. Dehn surgery on Anosov flows. *Geometric Dynamics (Rio de Janeiro, 1981) (Lecture Notes in Mathematics, 1007)*. Ed. J. Palis. Springer, Berlin, 1983, pp. 300–307.
- [HWZ98] H. Hofer, K. Wysocki and E. Zehnder. The dynamics on three-dimensional strictly convex energy surfaces. *Ann. of Math. (2)* **148**(1) (1998), 197–289.
- [LMT20] M. Landry, Y. N. Minsky and S. J. Taylor. A polynomial invariant for veering triangulations. *Preprint*, 2020, [arXiv:2008.04836](https://arxiv.org/abs/2008.04836).
- [LMT22] M. Landry, Y. N. Minsky and S. J. Taylor. Flows, growth rates, and the veering polynomial. *Ergod. Th. & Dynam. Sys.* **43** (2022), 3026–3107.
- [Man98] B. S. Mangum. Incompressible surfaces and pseudo-Anosov flows. *Topology Appl.* **87**(1) (1998), 29–51.
- [Mar21] T. Marty. Flots d’Anosov et sections de Birkhoff. *PhD Thesis*, Université Grenoble Alpes, 2021. <http://www.theses.fr/2021GRALM028>.
- [Mar23] T. Marty. Skewed Anosov flows are orbit equivalent to Reeb–Anosov flows in dimension 3. *Preprint*, 2023, [arXiv:2301.00842](https://arxiv.org/abs/2301.00842).
- [Mos92] L. Mosher. Dynamical systems and the homology norm of a 3-manifold. I. Efficient intersection of surfaces and flows. *Duke Math. J.* **65**(3) (1992), 449–500.
- [Sal21] F. Salmoiraghi. Surgery on Anosov flows using bi-contact geometry. *Preprint*, 2021, [arXiv:2104.07109](https://arxiv.org/abs/2104.07109).
- [Sal22] F. Salmoiraghi. Goodman surgery and projectively Anosov flows. *Preprint*, 2023, [arXiv:2202.01328](https://arxiv.org/abs/2202.01328).
- [Sha20] M. Shannon. Dehn surgeries and smooth structures on 3-dimensional transitive Anosov flows. *PhD Thesis*, Université Bourgogne-Franche-Comté, 2020, 2020UBFCK035. <http://www.theses.fr/2020UBFCK035>.
- [SS] S. Schleimer and H. Segerman. From veering triangulations to dynamic pairs. *Preprint*, 2023, [arXiv:2305.08799](https://arxiv.org/abs/2305.08799).
- [Thu97] W. P. Thurston. Three-manifolds, foliations and circles, I. *Preprint*, 1997, [arXiv:math/9712268](https://arxiv.org/abs/math/9712268).
- [Wal68] F. Waldhausen. On irreducible 3-manifolds which are sufficiently large. *Ann. of Math. (2)* **87** (1968), 56–88.