



Subsidizing unit donations: matches, rebates, and discounts compared

Johannes Diederich¹ · Catherine C. Eckel² · Raphael Epperson³ · Timo Goeschl¹ · Philip J. Grossman⁴

Received: 7 October 2020 / Revised: 8 September 2021 / Accepted: 9 September 2021 /
Published online: 21 October 2021
© The Author(s) 2021

Abstract

An influential result in the literature on charitable giving is that matching subsidies dominate rebate subsidies in raising funds. We investigate whether this result extends to “unit donation” schemes, a popular alternative form of soliciting donations. There, the donors’ choices are over the number of units of a charitable good to fund at a given unit price, rather than the amount of money to give. Comparing matches and rebates as well as simple discounts on the unit price, we find no evidence of dominance in our online experiment: the three subsidy types are equally effective overall. At a more disaggregated level, rebates lead to a higher likelihood of giving, while matching and discount subsidies lead to larger donations by donors. This suggests that charities using a unit donation scheme enjoy additional degrees of freedom in choosing a subsidy type. Rebates merit additional consideration if the primary goal is to attract donors.

Keywords Charitable giving · Unit donation · Subsidies · Online field experiment · Framing

JEL Classification C93 · D12 · D64 · H24 · H41 · L31

1 Introduction

Subsidies are a common way of incentivizing charitable giving. They typically take the shape of rebates, in which a third party (e.g., the government) refunds a fraction r of the gift back to the donor; or the shape of matches, in which a third party (e.g., a generous donor) supplements each donation at a rate m , such that the charity receives a total of $(1 + m)$ times the original donation. Both rebates and matches

✉ Johannes Diederich
johannes.diederich@awi.uni-heidelberg.de

Extended author information available on the last page of the article

have been extensively studied and several key findings have emerged in the literature (see Vesterlund 2016; Epperson and Reif 2019, for comprehensive reviews). Probably the most notable result is that although rebates and matches imply the same price of giving if the corresponding subsidy rates r and m satisfy $r = \frac{m}{m+1}$, overall donations received by the charity are higher under matches than under equivalent rebates (Eckel and Grossman 2003, 2006a, b, 2008b, 2017; Davis et al. 2005; Lukas et al. 2010; Bekkers 2015; Gandullia and Lezzi 2018; Gandullia 2019).¹ Another finding is that matching subsidies often significantly increase private contributions net of the subsidy compared to a no subsidy condition without a lead donor (Eckel et al. 2007; Karlan and List 2007; Gneezy et al. 2014; Huck et al. 2015; Eckel and Grossman 2017).²

The literature has established these findings in a setting in which individuals are asked to decide how much money to give to a charity, arguably the most common scheme for soliciting donations. We refer to this as a *money donation* scheme. Yet another frequently applied strategy is to frame the donor's choice variable not in terms of money, but in terms of physical units of a charitable good awaiting funding. A prominent example that has attracted donors from all over the world is *ShareTheMeal*, a smartphone app and initiative of the UN World Food Programme, which is used to provide food to children in need. Donors for ShareTheMeal do not simply choose an amount of money to give. Instead, they are informed that feeding one child for a day costs \$0.80 and are then asked to indicate the number of feeding days ("meals") that they would like to fund.³ We refer to this alternative scheme as a *unit donation* scheme.

Do the key findings about the effects of matches and rebates in money donations generalize to the alternative unit donation scheme? In this paper, we examine the effect of subsidies on unit donations by conducting an online field experiment. We asked 558 subjects how many units of a charitable good they would like to provide to a predetermined charity, funded out of their reward for answering an unrelated online survey. The decision variable was framed in quantities of nutritional packages provided for malnourished children in South Sudan. The charity we worked with, Sign of Hope, provided this service for \$0.50 per nutritional ration. This cost served as the unsubsidized unit price in our donation experiment. In the baseline, no subsidy was offered. The main treatments differed across three subsidy types and two subsidy rates. The first type, the rebate, was offered at a rate of either 33% or

¹ In this literature, rebates are realized without any delay. If a delay is involved (as is the case for tax deductions), time preferences need to be considered. Furthermore, we are aware of only one paper that finds the same level of charity receipts between rebates and matches, but it does so under a choice architecture that does not resemble a typical donation decision: In Davis (2006), subjects do not decide how much to donate (checkbook giving) but how much the charity receives (charity receipts). This choice architecture, motivated by an investigation of the causal mechanism that underpins the standard result of non-equivalence, makes it difficult to compare his results with ours.

² There are counterexamples to this finding, however (e.g., Karlan et al. 2011; McCarty et al. 2018).

³ Similar food provision campaigns are the "100 Thousand Meals" appeal of the Salvation Army Australia or the "Help with €2" campaign of Misereor, the German Catholic Bishops' Organisation for Development Cooperation.

50% such that a third party refunded to the subject about one third or one half of the reward she spent on nutritional packages. The second type, the match, was offered at a rate of 0.5 (1:2) or 1 (1:1) such that a third party added a nutritional package for either every two or each package donated. The third subsidy type is novel for the study of charitable giving and took the form of a per unit price discount of either 33% or 50% (with a third party covering the remaining cost). In other words, the unit was offered to subjects for either \$0.33 or \$0.25, instead of \$0.50. This subsidy type is without a direct parallel in money donations.

The contribution of this paper is threefold. First, we define unit donations as a separate class of charitable donations distinct from money donations. Second, we investigate how rebates and matches perform in a setting of unit donations and compare the results to the established literature on money donations. Based on between-subjects evidence, our core result is that matches and rebates are equally effective in incentivizing private net donations and in generating total charity receipts. In other words, we do not replicate the superiority of matching subsidies observed in the case of money donations. Third, we check whether, in a setting of unit donations, the discount subsidy offers an attractive alternative to these subsidy types. We find that discounts are equally effective as matches and rebates when considering net donations or charity receipts. This may well be good news for charities: In a world in which subsidy types perform equally well, charities enjoy additional degrees of freedom in campaign design. At the same time, the different subsidy types perform differently when disaggregated into the extensive and the intensive margin of giving: Rebates are more effective than matches in attracting donors, but matches result in larger donations. Under discounts, the likelihood of giving is lower than under rebates, and on both margins, behavior corresponds to that under matches. We conclude that if attracting donors is a secondary objective of a fundraising campaign that uses unit donations, rebates merit additional consideration. New donors offer the possibility of an ongoing income stream for charities, since previous donors are more likely to give in the future (Eckel and Grossman 2008b; Landry et al. 2010).

The remainder of the paper is organized as follows. In a background section (Sect. 2), we contrast money and unit donations, explain the mechanics of subsidizing the latter, and review the relevant literature. Section 3 describes our experimental design, followed by a presentation of our main results in Sect. 4, and a discussion of potential explanations in Sect. 5. Section 6 concludes.

2 Background

2.1 Unit versus money donations

For our purposes, we define a *money donation* scheme as a solicitation scheme in which potential donors are asked to decide how much money to give to a charity. It is arguably the most common scheme for soliciting donations. Academic papers in the lineage of the now classic donation models (Bergstrom et al. 1986; Andreoni 1988, 1989) capture its main features by generally assuming a linear production technology for the charitable public good and normalizing the per-unit price of both

the private and the public good to one. In such models, the prospective donor i 's choice is to divide her endowment w_i (in dollars) between private consumption x_i (in dollars) and giving g_i (in dollars) to the charitable good, G . Under a money donation scheme, therefore, the donor's choice variable g_i is denominated in terms of monetary expenditures.

By contrast, we define a *unit donation* scheme as a solicitation scheme that frames the donor's choice variable in terms of physical units of a charitable good awaiting funding. Unit donation schemes have a popularity that extends beyond the food programs mentioned above. Development aid agencies, for example, promote child sponsorships by fixing the monthly donation for the sponsorship—usually around \$35—and prospective donors choose the number of child-months to sponsor rather than the amount of money to donate. Similarly, fundraising drives for biodiversity conservation or reforestation programs let donors indicate the number of acres or trees to fund.⁴ In unit donation schemes, the price of a unit of the charitable good G is no longer implicit. Instead, the fundraiser states an explicit price p and asks how many discrete units g_i the potential donor would like to fund. In this respect, the setting resembles early models of the private provision of public goods that are explicit about units and prices (e.g., Warr 1983). Under a unit donation scheme, therefore, the donor's choice variable g_i is denominated in terms of the quantity of the charitable good funded.

Although donors eventually provide money under both schemes, there are important differences between unit and money donations. First, donors' choice sets differ. Under a unit donation scheme, the units of the charitable good to be provided are typically indivisible, which introduces an element of discreteness that is largely absent in the virtually continuous money donations. Second, the information provided to prospective donors differs. By stating the per-unit price of the charitable good, unit donation schemes make statements about the charity's marginal cost of production, whereas money donation schemes frequently provide little information on the cost structure of producing the charitable good. While information on the share of fundraising and overhead costs is increasingly available to donors (Ribar and Wilhelm 2002; Meer 2014), information on the impact of a contribution (or the absence thereof) can substantially affect donations (Bekkers and Wiepking 2011; Lewis and Small 2019). Third, the framing of the choice differs. By asking for the number of physical units of the charitable good, unit donation schemes emphasize how a donation generates specific outcomes for recipients. As a result, the motive of giving to create an impact (Duncan 2004) might become more relevant for the donation decision.

Diederich et al. (2021) compare the two donation schemes in an experimental study and show that the choice of the donation scheme significantly affects the likelihood of receiving donations. The direction of the effect depends on the size of a physical unit: A unit donation scheme attracts more donors than the equivalent

⁴ For instance, in the *Monarch Butterfly Habitat Exchange* program of the Environmental Defense Fund, donors sponsor acres of milkweed habitat for \$35 per acre. In the *Plant A Tree* program of the Jewish National Fund, donors choose the number of trees to be planted at \$18 a tree.

money donation scheme if the unit size is small (daily nutritional rations at a price of \$0.50) but fewer donors if the unit size is large (weekly rations at a price of \$3.50). The difference at the large unit size is driven primarily by the restricted choice set under the unit donation scheme.

2.2 Subsidizing unit donations

Subsidizing unit donations involves some small but important differences compared to subsidizing money donations. In unit donations, rebates can be applied by refunding a fraction of the donor's provision costs back to the donor. If, for example, a unit of the charitable good costs \$0.50 and a 50% rebate is offered, the donor receives \$0.25 back for each unit funded. Matches can be applied to unit donations by providing supplementary units of the charitable good. If, for example, a 1:1 match is offered for tree plantings, the third party funds one additional tree for each tree funded by the donor. Due to the indivisibility of units, matching payments by the third party are restricted to complete units of the charitable good. This introduces some discontinuity in the matching payment if the matching rate is not an integer: For example, at a matching rate of 0.5 (1:2) every second tree funded by the donor induces one tree funded by the third party. However, for a donation of only one tree, there is no additional funding by the third party. This is in contrast to the continuous choice in money donations, in which the matching rate typically applies to any arbitrary amount in the same way (i.e., at a matching rate of 0.5, a donation of any dollar amount induces a matching payment of 0.5 times this amount).

The transferability of results from money to unit donations is therefore not only a matter of framing effects: When matches consist of supplementary units and rebates are refunded costs, rebates and matches are also no longer theoretically equivalent. This is particularly evident at the extensive margin of becoming a donor: The smallest positive donation is to fund one unit of the charitable good. Given a unit price p , this implies a minimum expense of p required under matches. In contrast, rebates provide a refund on the donation given and, at subsidy rate r , the cost of becoming a donor is $p(1 - r) < p$. As a result, rebates are potentially more effective in attracting donors. An additional difference comes into play when subsidy rates take non-integer values: The change in the matching payment due to a one unit increase in the donation depends on the donation level. In contrast, under rebates any increase in the donation proportionally increases the subsidy payment, as is the case for both subsidy types under money donations. In sum, there are not only structural differences between money and unit donations; there are also reasons to expect that subsidies perform differently under the two schemes.

In a way, unit donation schemes resemble the shopping experience for private goods. For example, WorldVision provides a comprehensive gift catalog where donors can choose the number of units of various gifts that are associated with explicit prices.⁵ In this regard, a matching subsidy is similar to bonus packs or “buy

⁵ <https://donate.worldvision.org/giftcatalog> (accessed on March 31, 2021).

one get two” offers, whereas a rebate is comparable to coupons that provide an instant refund at checkout or cash-back programs (although the latter usually involve a time delay between the payment and the refund). However, with a well-defined good and an explicit price, there is a third option available, which is a direct price discount. Similar to stores that advertise price reductions, a charity can announce the discounted price of a gift and reveal that the gap to the original price is provided by a large donor or a governmental grant. Hence, if a unit of the charitable good costs \$0.50 and a 50% discount is offered, the donor can fund one unit at a price of \$0.25 while being informed that the remaining \$0.25 are funded by an external party.

A discount at rate d is theoretically equivalent to a rebate at rate r when $d = r$. However, two small differences exist that could cause different behavior.⁶ First, rebate subsidies are paid to the donor whereas discount subsidies are paid to the charity. Second, in comparison to rebates (and matches), discounts obviate the need for donors to calculate the effective price of giving. In an online charity gift shop like the one by WorldVision, the rebate would take effect as an instant refund upon checkout whereas the discount is applied to the advertised prices during “shopping.” Furthermore, evidence for private goods shows that consumers may indeed respond different to rebates and direct price discounts (Davis and Millner 2005), which makes it crucial to distinguish between both subsidy types in our research.

2.3 Related literature

We are not aware of any previous study that conducts a clean comparison between subsidy types under a pure unit donation scheme. At the same time, there are parallels with a number of papers studying charitable giving. Like our study, Meier (2007) and Gneezy et al. (2014), for example, feature discrete choice sets. However, both frame donations in money, rather than physical quantities, and focus on matches only, yielding results that align with the wider money donation literature. A different parallel is with Lewis and Small (2019) who also provide subjects with information about the cost of a unit of impact and test different framings of the information. They find that a cheaper unit price leads to lower donations, an effect that is eliminated or reversed if the price is framed in units-per-dollar rather than dollars-per-unit. Yet, donations in their study are again framed in terms of money, rather than physical quantities, and the authors do not compare different subsidy types. Also relevant is a literature in marketing that experimentally compares product promotion strategies such as bonus packs (which are similar to matching subsidies) and price promotions (which are similar to our discount subsidy if they explicitly state the effective price). The papers in this literature provide mixed evidence (see, e.g., Sinha and Smith 2000; Mishra and Mishra 2011; Chen et al. 2012), with bonus packs either being

⁶ If rebates are realized with a delay, a third difference comes into play: The expenses at the time of the donation are larger under a rebate than under a discount. In this paper, rebates are realized without delay as it allows us to compare our rebate to its money donation counterpart in the experimental literature that brought about the seminal result of matches outperforming rebates (e.g., Eckel and Grossman 2003, 2006b; Davis et al. 2005).

superior, equivalent, or inferior to price promotions. More in line with the money donations literature is Davis and Millner (2005), who find that matches outperform rebates also for private goods and that direct price discounts have an intermediate effect. While our focus on charitable giving sets our paper apart from this literature, its setting of unit donations offers the opportunity to study price discounts, a tool from private product promotion, in the context of charitable donations.

The paper probably closest to the focus of ours is Kesternich et al. (2016). The authors compare the effectiveness of rebate and matching subsidies in the context of carbon offsetting: When buying their ticket(s) online, clients of a long distance bus operator decide whether to offset the carbon emissions from their travel at a given price per kilogram of emissions. Rebates are found to increase the likelihood of a decision to offset emissions while matches do so only to a lesser extent and only for certain matching rates. However, the overall contributions net of the subsidy are higher under matches. Key differences to our study are the binary decision format and the use of an impure public good for which the size of giving is tied to the private good. Both limit the comparability of our study and Kesternich et al. (2016). A few other studies implicitly employ an experimental design soliciting unit donations to an environmental public good (Löschel et al. 2013; Diederich and Goeschl 2014, 2017, 2018), but they do not compare subsidy types.⁷

3 Experimental design

3.1 Donation appeal

We adapt the real-donation dictator game introduced by Eckel and Grossman (1996) and subsequently applied to compare subsidy types (Eckel and Grossman 2003; Davis and Millner 2005; Davis 2006; Eckel and Grossman 2006a, b). In the standard version of the game, subjects decide how much of a money endowment to hold and how much to pass to a charity. In our variant of the game, subjects decide how many units of the charitable good to fund at a given nominal price.

Our variant of the game requires a charitable good or service that is easily quantifiable. We approached a relief organization, Sign of Hope e.V., which frequently uses various forms of unit donation schemes in their fundraising campaigns. Among their activities, we chose the treatment of malnourished children in a certain area of South Sudan as this service offered practical units and prices for our experiment. At the time of the experiment, children were treated in two “bush clinics” operated by the relief organization. Treating one child for one month using a special nutritional paste and high energy cookies required a donation of US\$15. We divided this

⁷ Weakly related to a unit donation scheme are so called “buy-one give-one” business models (see, e.g., Marquis and Park 2014; Hamby 2016) where for each product purchased the selling company donates a similar product. However, in these models, the donation is tied to the consumption of a private good. We are not aware of any paper introducing or comparing subsidies in that context.

Table 1 Treatment conditions

Subsidy type	Subsidy rate	Nominal unit price	Effective unit price	<i>N</i>
No subsidy	–	\$0.50	\$0.50	83
Rebate	33%	\$0.50	\$0.33	71
Match	1:2	\$0.50	\$0.33	85
Discount	33%	\$0.33	\$0.33	90
Rebate	50%	\$0.50	\$0.25	58
Match	1:1	\$0.50	\$0.25	80
Discount	50%	\$0.25	\$0.25	91

number into practical units of nutritional packages per child and day, which implied a “price” of \$0.50 per package.

The donation appeal was part of an online survey and participants used their reward for completing the survey (\$2) to make any donations. The donation appeal introduced the charity, the charitable good, and the marginal cost of providing the charitable good. We also provided a link to the charity’s web page and informed subjects about a transparency award the charity had won to increase trust in the charity (Adena et al. 2019). The final part of the donation appeal was treatment specific. Table 1 shows the seven treatment conditions. In the control condition, no subsidy was applied and subjects chose how many packages to fund at a price of \$0.50. The remaining six treatment conditions follow a 3×2 factorial design with one factor being the subsidy type (rebate, match, or discount) and the other factor being the effective price (\$0.33 or \$0.25) implied by the subsidy level. In the instructions, we framed the rebate conditions as 33% (50%) rebate and stated that while providing packages would cost the subject \$0.50 apiece, a rebate of \$0.17 (\$0.25) per package would be added to the subject’s final reward at the end of the experiment. For the matching conditions, instructions stated that for every two packages (each package) that the subject provided at a nominal cost of \$0.50 apiece, one package would be matched at no additional cost to the subject. As a result, the charity would receive the combined number of packages. For the discount conditions, instructions stated that the subject would be able to provide packages for \$0.33 (\$0.25) instead of \$0.50 apiece. Hence, the nominal price corresponded to the effective price. For all subsidy types, instructions noted that the subsidy, i.e., the rebate, the matched units, or the money needed to reduce the nominal price, was provided by “a third party.” This was a truthful yet indefinite reference to the research budget involved. Subjects chose the desired number of packages from a drop-down menu. The exact wording of each treatment can be found in Table 2.⁸

⁸ Figure C1 in Online Appendix C shows a screenshot of the complete donation appeal.

Table 2 Final part of donation appeal wording by treatment

Treatment	Wording
No subsidy	<i>In this survey, you may use all, part, or none of your reward of \$2.00 for this HIT to provide these nutrition packages. Thus, you may choose any number between 0 and 4 packages. \$0.50 per package will be subtracted from your reward</i>
33% rebate	[Same text as in no subsidy condition] <i>Upon completion of the survey, a third party has agreed to fund a 33% rebate for each package you provide. The rebate (\$0.17 per package provided) will be added to your reward</i>
1:2 match	[Same text as in no subsidy condition] <i>A third party has agreed to match every two packages you provide, at no additional cost to you. So, for example, if you choose to provide 2 packages, Sign of Hope will receive 3</i>
33% discount	<i>In this survey, you will be able to provide these nutritional packages for \$0.33 apiece (a third party will fund the remaining \$0.17). You may use all, part, or none of your reward of \$2.00 for this HIT to provide packages. Thus, you may choose any number between 0 and 6 packages. \$0.33 per package will be subtracted from your reward</i>
50% rebate	[Same text as in no subsidy condition] <i>Upon completion of the survey, a third party has agreed to fund a 50% rebate for each package you provide. The rebate (\$0.25 per package provided) will be added to your reward</i>
1:1 match	[Same text as in no subsidy condition] <i>A third party has agreed to match each package you provide, at no additional cost to you. So, for example, if you choose to provide 2 packages, Sign of Hope will receive 4</i>
50% discount	<i>In this survey, you will be able to provide these nutritional packages for \$0.25 apiece (a third party will fund the remaining \$0.25). You may use all, part, or none of your reward of \$2.00 for this HIT to provide packages. Thus, you may choose any number between 0 and 8 packages. \$0.25 per package will be subtracted from your reward</i>

A Human Intelligence Task (HIT) is how Amazon Mechanical Turk calls a “self-contained, virtual task that a Worker can work on, submit an answer, and collect a reward for completing” (Retrieved July 23, 2021, from <https://www.mturk.com/worker/help>)

3.2 Experimental protocol

We conducted the experiment online recruiting U.S. residents from the online labor market Amazon Mechanical Turk (AMT).⁹ In the case of money donations, online field experiments based on AMT (Gandullia and Lezzi 2018; Gandullia 2019) and not based on AMT (Bekkers 2015) have been successfully used to replicate the superiority of matches over rebates. Gandullia and Lezzi (2018) and Gandullia

⁹ AMT provides several benefits to researchers, among them fast and easy access to subjects, a diverse subject pool, and low costs (Paolacci et al. 2010; Mason and Suri 2012). Several papers have examined the suitability of AMT for experimental research and have found encouraging results (Paolacci et al. 2010; Ross et al. 2010; Mason and Suri 2012; Rand 2012). Results in these papers highlight a high internal consistency of self-reported demographics, an incentive-compatibility of earnings, and a “spammer”-free workforce from the built-in reputation system. They also present and review results from successful replications of standard experimental games in AMT (e.g., Paolacci et al. 2010; Rand 2012). In implementing our experiment, we followed the suggestions for researchers in that literature and the Guidelines for Academic Requesters on AMT (WeAreDynamo 2014).

(2019) use the same endowment level and subsidy rates as we do. Our task was posted five times on the AMT task queue between July and October 2015, resulting in five online sessions. Interested workers were informed that they would earn \$2 for answering a 20-minute academic survey on several topics. The payment is rather high when compared to the average hourly wage of about \$3.1 to \$3.5 per worker on AMT (Hara et al. 2018). Each worker was able to participate only once. Donations were mentioned as one of the topics, but the real-donation dictator game was not particularly salient compared to other survey elements. As a result, it is unlikely that subjects considered the donation task as the main subject of investigation. Interested workers followed a link which directed them to the survey containing the experiment on Qualtrics. Having followed the link to the survey platform, interested workers read and confirmed an informed consent page about the research study.

The experimental survey consisted of four parts: (1) the donation appeal, (2) a questionnaire on various topics, (3) a low-stake version of the Eckel-Grossman Risk Task (Eckel and Grossman 2002, 2008a),¹⁰ and (4) a 5-item manipulation check questionnaire comparable to Eckel and Grossman (2003, 2006b) and Davis and Millner (2005). Parts (1) and (2) were presented in random order. Hence, a subject encountered the donation appeal either before or after the questionnaire. One of the treatment conditions was drawn at random and presented to the subject (between-subjects design).¹¹ The questionnaire of part (2) consisted of questions on sociodemographics, employment, and religious beliefs, as well as current ambient environmental conditions and the Ten Item Personality Inventory (TIPI), which is a standard one-minute version of more extensive multi-item instruments to assess the Big Five personality dimensions (Gosling et al. 2003; Ehrhart et al. 2009). After completion of all survey parts, a unique code was shown that the subject had to enter into the survey task window on AMT to receive payment.

In total, we have 613 observations of participants starting the survey and 599 completed records. Incomplete records were dropped from the analysis.¹² The obvious concern that some subjects may fraudulently use multiple accounts to participate

¹⁰ We opt for the Eckel-Grossman Risk Task because of its simplicity and brevity. A sample of AMT workers is likely to exhibit larger heterogeneity in numeracy than a standard laboratory sample of students. The Eckel-Grossman task has been shown to produce better results with people with low mathematical skills (Dave et al. 2010). Stakes in the Risk Task started out at \$0.28 for the sure option and end up at \$0.02 and \$0.70 for the most risky gamble.

¹¹ A different sample of 113 subjects received the treatment conditions in a within-subjects (WS) design to investigate how the results differ if individuals are forced to directly compare different subsidy types. Unlike in the between-subjects design, matches and discounts are more effective in providing the charitable good than rebates, including a significant crowding-in of net donations for those two subsidy types. Our analysis suggests that those different results for the WS sample are mostly an artifact of the WS design, which we consider less externally valid: When confronted with all possible subsidies, subjects seem to make a single decision at the extensive margin of giving across all subsidy types with a similar rate and then respond to the subsidy type mostly at the intensive margin. We provide more details about the WS design and the associated results in Online Appendix D.

¹² Among the complete observations, three subjects had restarted the survey and hence created an incomplete duplicate record. We kept the complete observations of these three subjects after making sure that they had not encountered a treatment condition in their first attempt and gave the same answers in the survey.

more than once is generally seen as a minor problem in online experiments (Horton et al. 2011; Paolacci et al. 2010).¹³ We nevertheless follow the common approach to exclude 40 subjects with duplicate Internet Protocol addresses from the analysis (Reips 2000; Birnbaum 2004). Including them does not change the results. We also dropped one subject who indicated an age below 18 in the questionnaire, despite having confirmed an age above 18 when agreeing to the informed consent statement. This leaves us with a sample of 558 subjects (see Table 1 for the allocation of subjects across treatments). Average payouts were \$1.80 (net of donations and including an average of \$0.33 additional payment for the risk task). Subjects took on average 8.26 minutes to complete the experiment.

4 Results

Variables elicited in the questionnaire suggest a diverse sample of subjects (see Table B2 in Online Appendix B): Slightly less than half of subjects are female, and slightly less than half graduated from college. About one-third of subjects are married, and about the same share has children under age 16 living in the household. Both age and income are well spread, with the median age in category 26–34 and the median yearly income in category US\$40,000–49,999. Separate *F*-tests suggest that the characteristics are well-balanced across our treatment groups. Only one out of 35 comparisons is significant at the five percent level, and only three additional ones with *p*-values of 0.08, 0.10, and 0.11 could be seen as borderline significant.

Answers to the manipulation check questions indicate that on average, subjects clearly understood instructions and procedures, felt that their anonymity was preserved, trusted the experimenters and the charity, and found the recipients of the donations worth supporting (Table B2 in Online Appendix B). With the exception of the last item, the answers to the manipulation check questions do not significantly differ across treatments.

Table 3 presents descriptive results of donation decisions observed in the experimental treatments. Panel A reports mean values and standard deviations. Column 1 shows the average number of nutritional packages that subjects chose to donate in their version of the donation appeal. Hence, column 1 represents the units purchased before any rebate or matching subsidy while accounting for subsidized nominal prices in the discount conditions. If multiplied by the nominal price, column 1 would correspond to out-of-pocket expenses that are frequently denoted as “checkbook giving” in standard money donation experiments. Column 2 reports individual net donations in dollars after accounting for all subsidies. That is, column 2 is column 1 evaluated at the (discounted) nominal price minus any rebates. Column 3 lists the mean number of nutritional packages the charity “receives,” based on subjects’ choices, that is, column 1 plus any matched packages. If we multiplied column 3 by \$0.50 for all treatments, we would obtain gross charity receipts in dollars, a common focus in

¹³ In the case of AMT, having multiple accounts is forbidden by Amazon’s Terms of Service (Mason and Suri 2012) and creating an account requires a unique credit card number (Paolacci et al. 2010).

Table 3 Descriptive results

Treatments			Donation variable				
Condition	Nominal unit price (\$)	Effective unit price (\$)	Individual choice (units)	Net donation (\$)	Charity receipt, uncond. (units)	Charity receipt, cond. (units)	Prob. of donation
			(1)	(2)	(3)	(4)	(5)
<i>A. Mean values (S.D.)</i>							
No subsidy	0.50	0.50	1.169 (1.413)	0.584 (0.706)	1.169 (1.413)	2.256 (1.177)	0.518 (0.503)
33% rebate	0.50	0.33	1.690 (1.545)	0.558 (0.510)	1.690 (1.545)	2.400 (1.294)	0.704 (0.460)
1:2 match	0.50	0.33	1.059 (1.339)	0.529 (0.670)	1.506 (2.021)	3.048 (1.886)	0.494 (0.503)
33% discount	0.33	0.33	1.478 (1.973)	0.488 (0.651)	1.478 (1.973)	2.771 (1.927)	0.533 (0.502)
50% rebate	0.50	0.25	1.931 (1.705)	0.483 (0.426)	1.931 (1.705)	2.732 (1.379)	0.707 (0.459)
1:1 match	0.50	0.25	1.113 (1.253)	0.556 (0.626)	2.225 (2.506)	3.787 (2.176)	0.588 (0.495)
50% discount	0.25	0.25	2.143 (2.831)	0.536 (0.708)	2.143 (2.831)	3.545 (2.879)	0.604 (0.492)
<i>B. Tests of subsidy types: p-values</i>							
<i>B1. At effective price of \$0.33</i>							
33% rebate vs. 1:2 match			0.01	0.76	0.52	0.06	0.01
33% rebate vs. 33% discount			0.44	0.44	0.44	0.27	0.03
1:2 match vs. 33% discount			0.10	0.68	0.93	0.49	0.60
<i>B2. At effective price of \$0.25</i>							
50% rebate vs. 1:1 match			0.00	0.41	0.41	0.01	0.15
50% rebate vs. 50% discount			0.57	0.57	0.57	0.07	0.20
1:1 match vs. 50% discount			0.00	0.84	0.84	0.63	0.82
<i>C. Tests of subsidized prices: p-values</i>							
50% vs. 33% rebate			0.41	0.36	0.41	0.24	0.97
1:1 vs. 1:2 match			0.79	0.79	0.05	0.09	0.23
50% vs. 33% discount			0.07	0.64	0.07	0.11	0.34
<i>D. Tests of subsidized vs. unsubsidized prices: p-values</i>							
<i>D1. Low subsidy rate</i>							
33% rebate vs. no subsidy			0.03	0.79	0.03	0.58	0.02
1:2 match vs. no subsidy			0.61	0.61	0.21	0.02	0.76
33% discount vs. no subsidy			0.24	0.35	0.24	0.12	0.84

Table 3 (continued)

Treatments			Donation variable				
Condition	Nominal unit price (\$)	Effective unit price (\$)	Individual choice (units)	Net donation (\$)	Charity receipt, uncond. (units)	Charity receipt, cond. (units)	Prob. of donation
			(1)	(2)	(3)	(4)	(5)
<i>D2. High subsidy rate</i>							
50% rebate vs. no subsidy			0.01	0.29	0.01	0.09	0.03
1:1 match vs. no subsidy			0.79	0.79	0.00	0.00	0.37
50% discount vs. no subsidy			0.00	0.65	0.00	0.00	0.25

Panel A shows mean values of the donation variables for each treatment (standard deviations in parentheses). Column 1 reports the number of packages that subjects selected to give at the nominal price. Column 2 shows the net dollar contribution implied by subjects' choices, i.e., column 1 evaluated at the nominal price minus the rebate (if any). Column 3 reports the overall number of packages received by the charity, i.e., column 1 plus matched units (if any). Column 4 reports the same measure as column 3 but conditional on giving (intensive margin). Column 5 reports the share of subjects who donated at least one package (extensive margin). Panels B to D show pairwise tests between treatment conditions. Panel B compares subsidy types conditional on the effective price. Panel C compares the two subsidized prices, \$0.25 and \$0.33, conditional on subsidy type. Panel D compares the unsubsidized price with the subsidized price arising from the low subsidy rate for each subsidy type. Columns 1 to 4 in panels B to D report *p*-values of two-tailed *t*-tests with unequal variances. Column 5 report *p*-values of Pearson χ^2 tests for binary data

money donation experiments. Because of perfect collinearity of both receipts measures, we only use charity receipts expressed in units in the following analysis, with the exception of Fig. 1 where we use charity receipts expressed in dollars to illustrate its composition. Columns 4 and 5 show the intensive and the extensive margin of giving, respectively. Column 4 reports mean charity receipts conditional on being a

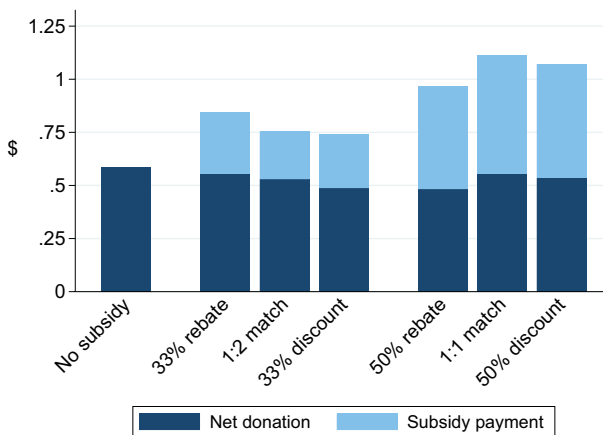


Fig. 1 Average charity receipts in dollars (divided into average net donations and corresponding subsidy payments) by treatment. This corresponds to charity receipts in units (column 3 of Table 3) multiplied by the (unsubsidized) unit price of \$0.50

donor while column 5 reports the fraction of donors. For each variable, panels B to D report p -values of pairwise comparison tests between treatments.

The remainder of this section presents the results of our analysis. We first focus on rebates and matches (Sect. 4.1) and subsequently turn to the effectiveness of discount subsidies (Sect. 4.2). We discuss potential explanations for our results in Sect. 5.

4.1 Rebates versus matches

Three main results follow from columns 1 to 3 of Table 3. First, column 3 in panel A shows that the charity received about 1.7 units per subject in the 33% rebate condition and about 1.5 units per subject in the comparable 1:2 matching condition. When the higher subsidy rate was used, the charity received 1.9 units per subject in the 50% rebate condition and 2.2 units in the 1:1 match condition. At both effective prices, the levels of charity receipts do not significantly differ between the two subsidy types ($p = 0.52$ and $p = 0.41$, panels B1 and B2).

Result 1 (Charity receipts) *Charity receipts do not significantly differ between rebate and matching subsidies.*

Second, column 3 also shows that charity receipts significantly increase in the subsidy level, either from introducing a subsidy ($p < 0.05$ for a 33% rebate, 50% rebate, and 1:1 match, panel D) or from increasing the subsidy rate ($p = 0.05$ in case of the match, panel C).

Result 2 (Law of demand) *Charity receipts significantly decrease in the price.*

Third, column 2 in panel A indicates that net donations exhibit a roughly constant share of around one quarter of the endowment across all treatment conditions. Thus, neither the introduction of a subsidy at any rate nor an increase in the subsidy rate results in significant changes of subjects' own contributions net of the subsidy ($p \geq 0.29$ for pairwise comparisons, panels C and D). Note that in order to achieve the same level of charity receipts and own net donations, subjects need to select more units to donate under a rebate than under a match (since the match is paid on top of the units selected). This is exactly what we observe in column 1: The average number of units selected is at least 0.5 units larger in panel A ($p \leq 0.01$ at both effective prices, panel B).

Result 3 (Net donations) *There is no evidence for crowding-in or crowding-out of net donations by rebate or matching subsidies of any level.*

Result 3 has an important implication: It implies that the increase in charity receipts (Result 2) is entirely driven by the additional money provided as subsidy payment by the third party, instead of being driven by individuals actually giving more (see Fig. 1 for an illustration). This finding does not generally hold in the money donation literature. Several papers find that matches significantly increase net donations compared to a no subsidy condition without lead donor (Eckel et al. 2007; Karlan and List 2007;

Gneezy et al. 2014; Huck et al. 2015; Eckel and Grossman 2017). However, there are also some papers that do not find a significant effect on net donations (Lukas et al. 2010; Karlan et al. 2011; McCarty et al. 2018). Evidence for rebates is scarcer and rather points in the opposite direction, i.e., that rebates crowd out net donations (Eckel and Grossman 2003, 2008b; Gandullia and Lezzi 2018; Gandullia 2019).

The most substantial difference between our findings and those that are predominant in the money donation literature is the equality of rebates and matches regarding charity receipts (Result 1). The well-established finding in the context of money donations is that charity receipts under matches exceed those under rebates (Eckel and Grossman 2003, 2006a, b, 2008b, 2017; Davis et al. 2005; Lukas et al. 2010; Bekkers 2015; Gandullia and Lezzi 2018; Gandullia 2019), while “checkbook giving,” which corresponds to column 1 in panel A of Table 3 multiplied by the nominal price, is often roughly the same under both subsidy types. We therefore now examine whether our results are robust to controlling for available covariates. For this purpose, we estimate an Ordered Probit Model with the individual choice as dependent variable and use it to analyze the effect of the different subsidies on the level of charity receipts. Online Appendix A presents details of the model.¹⁴

Columns 1 and 2 in panel A of Table 4 present the results in the form of the average marginal effects on charity receipts without and with controlling for covariates. For example, offering a 33% rebate is estimated to increase average charity receipts per individual by about 0.5 packages compared to not offering any subsidy (column 1, Rebate), whereas increasing the subsidy rate from 33% to 50% has no significant effect in the case of the rebate (column 1, Rebate \times low price). Analogously to Table 3, the predicted levels of charity receipts are compared pairwise across subsidy types in panel B, holding the effective price constant. The estimates confirm Result 1 and Result 2. We repeat the same exercise for predicted levels of net donations. In line with Result 3, we neither find significant differences in net donations between subsidy types at the same effective price nor any evidence for crowding-in or crowding-out at any conventional significance level when changing the price of giving due to a specific subsidy type.¹⁵

Having observed that charity receipts do not differ between rebates and matches, we ask whether this result masks heterogeneities in the “conversion rates” of the experimental donation call (the extensive margin of giving) and the conditional level of charity receipts demanded by donors (the intensive margin of giving). As discussed in Sect. 1, rebates decrease the minimum net expense required to become a donor, making them potentially more effective at the extensive margin than matches. Indeed, switching back to the descriptive results shown in Table 3 confirms that

¹⁴ Whereas a common approach in the literature is to estimate a Tobit Model with the monetary value that the individual has chosen to give, charity receipts, or their logarithmized value as dependent variable, the discrete nature of our donation decision makes it an unsuitable choice to model our data. This is supported by conditional moment tests significantly rejecting the assumption of normally distributed error terms for the Tobit Model with charity receipts or logarithmized charity receipts as dependent variable ($p < 0.01$). We nevertheless run different Tobit specifications and OLS regressions as robustness checks and find similar results (available from the authors upon request).

¹⁵ Results are available from the authors upon request.

Table 4 Estimation results

	Charity receipts, unconditional (units)		Probability of donation (binary)		Charity receipts, conditional (units)	
	(1)	(2)	(3)	(4)	(5)	(6)
<i>A. Marginal effects</i>						
Rebate	0.546** (0.237)	0.533** (0.257)	0.186** (0.077)	0.220*** (0.081)	0.091 (0.256)	-0.039 (0.27)
Match	0.324 (0.261)	0.248 (0.291)	-0.024 (0.077)	-0.011 (0.086)	0.799** (0.359)	0.488 (0.392)
Discount	0.306 (0.247)	0.231 (0.272)	0.015 (0.076)	0.012 (0.084)	0.537 (0.332)	0.316 (0.357)
Rebate × low price	0.218 (0.277)	0.218 (0.302)	0.003 (0.081)	-0.018 (0.088)	0.326 (0.266)	0.342 (0.279)
Match × low price	0.888** (0.373)	0.992** (0.405)	0.093 (0.077)	0.104 (0.084)	0.783* (0.448)	0.782* (0.466)
Discount × low price	0.585* (0.326)	0.613* (0.366)	0.071 (0.073)	0.057 (0.084)	0.571 (0.448)	0.807 (0.503)
<i>B. Tests of subsidy types: p-values</i>						
<i>B1. At effective price of \$0.33</i>						
33% rebate vs. 1:2 match	0.43	0.35	0.01	0.00	0.05	0.17
33% rebate vs. 33% discount	0.37	0.30	0.02	0.01	0.17	0.31
1:2 match vs. 33% discount	0.95	0.96	0.60	0.79	0.53	0.69
<i>B2. At effective price of \$0.25</i>						
50% rebate vs. 1:1 match	0.23	0.22	0.14	0.21	0.00	0.01
50% rebate vs. 50% discount	0.71	0.81	0.19	0.13	0.09	0.08
1:1 match vs. 50% discount	0.43	0.37	0.82	0.77	0.33	0.78
Covariates ^a	No	Yes	No	Yes	No	Yes
Log likelihood	-801.28	-592.51	-372.07	-250.92	-427.37	-314.94
Observations	558	428	558	428	326	256

(1)–(2): Ordered Probit with the number of packages selected by the individual as dependent variable. (3)–(4): Probit for whether or not a donation was made. (5)–(6): Ordered Probit conditional on being a donor, with the number of packages selected by the individual as dependent variable. (1)–(2) and (5)–(6) treat a single observation with 5 selected packages as if it were 6 selected packages

Panel A presents average marginal effects. Standard errors reported in parentheses, * $p < 0.1$, ** $p < 0.05$, *** $p < 0.01$. For (1)–(2) and (5)–(6), *marginal effects* refer to the average change in expected charity receipts over all individuals or donors only, respectively. For each individual considered, the change is calculated by taking the difference in expected charity receipts between receiving a particular subsidy at the low rate (rebate, match, discount) and not receiving any subsidy or between receiving a particular subsidy at the high rate (rebate × low price, match × low price, discount × low price) and receiving the same subsidy at the low rate

Panel B presents p -values for the pairwise comparison of treatment effects (subsidy treatment vs. no subsidy) between subsidy types, based on the average marginal effects

^aCovariates include gender, marital status, the Big Five personality dimensions, risk preferences, categorical variables for age, income, residential environment, and religion, and dummies for whether the individual holds a college degree, whether children under the age of 16 live in the household, whether

Table 4 (continued)

the individual is a registered voter, whether the individual frequently attends religious services, whether the individual works for a not-for-profit organization and task order. Likelihood ratio tests reject that their coefficients in model (2), (4) and (6) are jointly zero ($p < 0.01$, $p < 0.01$ and $p < 0.05$, respectively)

rebates attract a larger share of donors than matches. In particular, column 5 in panel A reveals that the difference amounts to roughly 21 percentage points (70.4% vs. 49.4%) in the case of the high effective price and to about 12 percentage points (70.7% vs. 58.8%) in the case of the low effective price. Pairwise tests show that the difference is significant at the high effective price ($p = 0.01$, panel B1) but not at the low effective price ($p = 0.15$, panel B2).¹⁶ We take this as evidence that the equality result for the level of charity receipts is partly driven by the fact that rebate subsidies are more effective at the extensive margin.

Result 4 (Extensive margin) *Rebates are more effective in attracting donors than matches.*

Turning to the intensive margin, column 4 of Table 3 shows that conditional charity receipts under both match conditions significantly exceed the corresponding values in the rebate conditions (3.0 vs. 2.4 units and 3.8 vs. 2.7 units, panel A; $p = 0.06$ and $p = 0.01$, panels B1 and B2).

Result 5 (Intensive margin) *Charity receipts per donor are higher under matching than under rebate subsidies.*

Comparing matching and rebate treatments to the control treatment reinforces the view that the channel through which rebates raise unconditional charity receipts primarily is the extensive margin whereas matches unfold their impact through the intensive margin. For the rebate, introducing the low subsidy rate increases the share of donors in column 5 in panel A from 51.8% to 70.4% ($p = 0.02$, panel D1) compared to the no subsidy condition, while the intensive margin in column 4 is not significantly affected ($p = 0.58$, panel D1). In contrast, for the match, introducing the low subsidy rate increases mean conditional charity receipts in column 4, panel A from 2.3 to 3.0 units ($p = 0.02$, panel D1) compared to the no subsidy condition, while the extensive margin in column 5 is unaffected ($p = 0.76$, panel D1).

Again, we supplement the descriptive results by estimating appropriate parametric models. Columns 3 and 4 of Table 4 refer to a Probit without and with covariates, respectively, while columns 5 and 6 capture the intensive margin by estimating an Ordered Probit Model for donors only. The latter is set up analogously to the

¹⁶ The fact that the difference in the extensive margin is more pronounced for the low subsidy rate is not surprising, since for the 1:2 match the first unit donated does not result in a matching payment. Consequently, the minimum expense required to become a donor is larger than for the equivalent rebate while the impact of the action is the same: a single nutritional package received by the charity. As a result, not only the costs but also the effective prices at the margin of becoming a donor differ, further decreasing the relative attractiveness of the match.

Ordered Probit Model used above.¹⁷ The parametric estimation in Table 4 confirms results 4 and 5, with the exception that the difference between the 33% rebate and the 1:2 match at the intensive margin becomes insignificant when covariates are included (column 6, panel B).

One concern regarding the comparison of rebate and matching subsidies in our experiment might be that differences in the budget constraints for charity receipts could drive some of the results. Under a rebate, the highest possible number of packages received by the charity is always four, since the donor must fully fund each selected unit at a nominal price of \$0.5 before receiving the refund. In contrast, the matching subsidy applies on top of the selected packages: If under a 1:1 match a donor decides to spend her whole endowment of \$2 to fund four packages, then the charity receives eight packages.¹⁸ Similar differences apply to almost all laboratory experiments comparing rebates and matches in the money donation literature, as they also endow subjects with a limited amount of money. In the money donation literature, it is shown that the higher effectiveness of matches observed in laboratory studies also holds in field experiments where subjects use their own income (Eckel and Grossman 2008b, 2017). If the budget constraint mattered in our design, the results could understate the effectiveness of rebates compared to matches for situations in which the budget constraint is looser or non-binding. This implies that rebates might be even more effective than matches in such situations.

To provide a robustness check on this matter, we revisit Result 1 and Result 5 by recoding subjects' choices in order to equalize budget constraints. In our data, a total of 29.5% of subjects give the maximum amount under rebates, compared to 10.9% in the matching conditions. For each condition, we set all charity receipts above four packages to four packages (the maximum level of charity receipts under rebates). Detailed results are presented in Table B4 in Online Appendix B. Although rebates now provide the highest average number of packages received by the charity, the difference to matches is not significant at the high subsidy rate ($p = 0.65$) and only marginally significant at the low subsidy rate ($p = 0.09$). Hence, Result 1 survives the robustness check. In contrast, the difference on the intensive margin (Result 5) vanishes after censoring charity receipts at four packages. A possible explanation is that matches create larger conditional donations only in settings where the budget constraint is binding for a sufficiently large share of individuals.

4.2 Discount subsidies

Subsidies that consist of a simple nominal price reduction turn out to be as effective as rebate and matching subsidies that produce equivalent effective prices. Charity receipts in column 3 and net donations in column 2 of Table 3 do not significantly differ from those under the other two subsidy types ($p \geq 0.44$ for

¹⁷ If we assumed that after controlling for observable characteristics, the error terms between the decisions to donate and how much to donate are uncorrelated, we could interpret these two models jointly as a Two-Part model.

¹⁸ See Table B3 in Online Appendix B for the detailed choice set by treatment.

each pairwise comparison in panel B). Hence, the increased salience of the effective price under discounts does not seem to affect demand, and this alternative subsidy type does not lend itself to a more effective subsidy. Instead, the selected number of units (column 1, panel A) under a discount is statistically indistinguishable from that selected under a rebate ($p = 0.44$ and $p = 0.57$, panels B1 and B2) but by an amount higher than under the corresponding match ($p = 0.10$ and $p < 0.005$, panels B1 and B2), which approximately makes up for the additional units provided as matching payment. In line with the law of demand, charity receipts in column 3 increase in the subsidy level by applying the 50% discount instead of the no subsidy condition ($p < 0.01$, panel D2) or instead of the 33% discount ($p = 0.07$, panel C). There is again no evidence for crowding-in or -out. Our Ordered Probit estimates in Table 4, columns 1–2, confirm these findings.

Result 6 (Discounts) *The discount subsidy produces the same level of charity receipts and net donations as rebates and matches. Increasing the subsidy rate increases charity receipts, without crowding-in or crowding-out net donations.*

As in the previous section, we can differentiate the behavior into the extensive and the intensive margin. At the low subsidy rate, the likelihood of giving under the discount is significantly lower than under the rebate ($p \leq 0.03$, column 5 in panel B1 of Table 3 and columns 3 and 4 in panel B1 of Table 4). Since we would expect the responses to rebates and discounts to be similar at the extensive margin, this difference may hint towards a behavioral bias in the response to an equivalent decrease in the cost of becoming a donor. At the intensive margin, there is only some marginally significant difference between discounts and rebates at the high subsidy rate, shown in column 4 of Table 3 and columns 5–6 of Table 4. In comparison to the matching subsidies, significant differences arise at neither the extensive nor the intensive margin.

5 Discussion

In our experiment, we find equivalence between matches and rebates as subsidy-based incentives to donors and an equivalence with price discounts. This equivalence under a unit donation scheme contrasts with the existing literature that has examined subsidy types under a money donation scheme and has generally found matches outperforming rebates. This includes papers that also use an online experimental methodology (Bekkers 2015; Gandullia and Lezzi 2018; Gandullia 2019), two of which recruit from a similar subject pool and use the same endowment level as we do (Gandullia and Lezzi 2018; Gandullia 2019). A closer parallel exists with experimental evidence comparing product promotions in the marketing literature. For private goods, matches (bonus packs) and price promotions

sometimes perform equally well (Sinha and Smith 2000; Hardesty and Bearden 2003; Chen et al. 2012). For charitable goods, however, our finding is unusual.

To guide our intuition about this result, note that as discussed in Sect. 2.2, rebates and matches are no longer theoretically equivalent under a unit donation scheme. When donors face the choice architecture of a unit donation scheme, the minimum net expense required to become a donor is lower under rebates than under matches. This does not hold for a money donation scheme. As a result, the behavior on the extensive margin might be a crucial factor to explain why matches do not outperform rebates in our setting. In line with this reasoning, our results on the extensive margin differ from those obtained in the context of money donations schemes. While we find that rebates attract more donors than matches, Bekkers (2015) finds the opposite by using similar subsidy rates in a standard money donation choice architecture. Furthermore, Gandullia and Lezzi (2018) use the same online population, subsidy rates, and endowment levels as we do but focus on a standard money donation scheme. In their experiment, both rebates and matches increase the fraction of donors compared to a no-subsidy condition and effect sizes between the different subsidy types are similar.

Additional evidence that the lower cost of becoming a donor under rebates might drive the results comes from a simple recoding exercise. In our experiment, the minimum positive net donation under a match amounts to \$0.50. Under a 33% (50%) rebate, 25% (22%) of donors give less than \$0.50. Recoding those subjects as non-donors eliminates any significant difference at the extensive margin, and matches now lead to higher charity receipts than rebates (1.506 vs. 1.437 units at the low subsidy rate and 2.225 vs. 1.707 units at the high subsidy rate), yet differences between the two subsidy types remain statistically insignificant ($p = 0.817$ and $p = 0.167$). Hence, equalizing the cost of becoming a donor *ex post* moves the subsidy comparison towards the standard result from money donations, namely that matches outperform rebates.

The importance of the extensive margin to explain our results is also in line with findings by Diederich et al. (2021). The authors show that using unit instead of money donation schemes affects the propensity to give, with the primary driver being the discrete choice set under unit donation schemes. This characteristic is also responsible for the different cost of becoming a donor between rebates and matches in our experiment. While the discreteness thus appears to be an important factor to explain our results, we cannot exclude the possibility that the other distinct characteristics of unit donation schemes discussed in Sect. 2.1—i.e., the additional information on the effectiveness of a donation and the framing in terms of physical units—may also play a role.¹⁹ Additional research is required to quantify the relative effects of the different characteristics on the responsiveness to subsidies. One possible approach would be to introduce one characteristic at a time, similar to Diederich et al. (2021), and investigate whether and how the effectiveness of certain subsidy types changes.

¹⁹ As pointed out by an anonymous referee, a potential explanation for a different response to rebates under a unit instead of a money donation scheme is fungibility: Due to the unit framing, the donation is in terms of physical units whereas the rebate is in terms of money, which might abate the feeling that money is taken away from the recipient.

Regarding the comparison of the rebate and discount subsidies, the equivalence on the aggregate level accords with our prior expectations. However, our data offers some evidence that rebates are more effective in attracting donors. Although we should await future research to confirm the robustness of this finding, such a difference is surprising given that both subsidies imply the same price of becoming a donor. One speculative explanation is that a donor has the feeling of providing the whole unit of the charitable good herself under the rebate but only a fraction of the unit under the discount. In this case, the donor might derive lower warm glow utility from becoming a donor under the discount than under the rebate.

An interesting question for future research is how the effectiveness of the different subsidy types under a unit donation scheme depends on the level of the unsubsidized unit price. At a given subsidy rate, a larger unsubsidized price increases the absolute difference in the minimum expense required to become a donor between rebates and matches. As a result, the differences on the extensive margin might become more pronounced, which in turn might be sufficient to make the rebate raise more money than the match. In contrast, reducing the unit size might move results closer to what has been found for money donation schemes.

Future research could also help verify the generalizability of our results, for example, with respect to the absolute size of the earned endowment and the relative sizes of unit price and endowment. At \$2, the earned endowment is small in absolute terms, even though it is large in the context of the experimental population we recruit. Gandullia and Lezzi (2018) and Gandullia (2019) use the same endowment level with a similar subject pool and replicate the standard finding of matches outperforming rebates under a money donation scheme. These results hint at generalizability, but more research is needed for the specific case examined in the present paper. At \$0.50, the unsubsidized unit price of the charitable good is a quarter of the earned endowment and therefore restricts the room for variation in the donation decision, potentially limiting the scope for identifying differences. Although we still find significant differences between the subsidy and no subsidy conditions as well as between the subsidy types on the extensive and intensive margin, the equivalence of rebates and matches regarding charity receipts merits further examination.

6 Conclusion

This paper defines a class of donations in which donors are asked to choose the number of discrete units of the charitable good to fund instead of the amount of money to give. We call the former a unit donation and the latter a money donation. We present empirical evidence from an online field experiment designed to analyze how different subsidy types affect unit donations. In doing so, we focus on the two prevalent subsidy types, rebates and matches, as well as a subsidy type that is novel to charitable giving and framed as a simple price discount. The latter can be applied since for unit donations, each physical unit has a well-defined price that can be explicitly reduced.

The results remarkably differ from the well-established findings on the performance of subsidy types applied to money donations. Matching subsidies do not

outperform rebates but are equally effective in raising funds. Yet matching and rebate subsidies create different responses at the extensive and intensive margin of giving. While rebates significantly increase the fraction of donors, matches produce larger donations. The significantly higher likelihood of giving under rebates compared to matches is in contrast to the money donation literature and appears to be one reason why rebates catch up with matches in the unit donation setting of our experiment. Price discounts raise similar levels of funds as rebates and matches. None of the subsidy types significantly affects net donations.

Our results highlight the relevance of the decision environment when soliciting donations and, thus, have important implications for practitioners. First, charities that employ unit donations in their fundraising efforts cannot rely on the insights from the existing literature on subsidizing money donations. Second, whether it is useful to apply a certain type of subsidy to unit donations depends on a charity's objectives. Previous research has shown that individuals that donated once are more likely to give in the future. If the charity desires to maximize the set of donors, our evidence suggests that a rebate is preferable over a match. If the charity instead seeks to maximize charity receipts, the choice of the subsidy type seems to be irrelevant, offering some additional degrees of freedom to charities in their campaign design. Third, in cases where funds are not tied to being used as a subsidy, subsidizing unit donations is not necessarily beneficial as on the aggregate it may not crowd in private giving.

Supplementary Information The online version contains supplementary material available at <https://doi.org/10.1007/s10683-021-09732-9>.

Acknowledgements We wish to thank René Bekkers, Christian Conrad, Mark Ottoni-Wilhelm, Konrad Stahl, the editor at Experimental Economics, and two anonymous referees for their helpful comments. We also thank participants at the 5th Science of Philanthropy Initiative Conference, Indianapolis, the 24th Annual Conference of the European Association of Environmental and Resource Economists, Manchester, the 34th Annual Congress of the European Economic Association, Manchester, and the Annual Conference of the German Economic Association, Leipzig, as well as seminar and workshop audiences at Heidelberg University, the University of Bonn, the University of Mannheim, the Centre for European Economic Research Mannheim, and the Karlsruhe Institute of Technology. We thank Sign of Hope e.V. for cooperation and Woodrow Ahn for language assistance in developing the donation question.

Funding Open Access funding enabled and organized by Projekt DEAL.

Availability of data and materials Data for this article is available under <https://doi.org/10.11588/data/GANTNY>

Code availability Code for this article is available under <https://doi.org/10.11588/data/GANTNY>

Conflict of interest The authors declare that they have no conflict of interest.

Open Access This article is licensed under a Creative Commons Attribution 4.0 International License, which permits use, sharing, adaptation, distribution and reproduction in any medium or format, as long as you give appropriate credit to the original author(s) and the source, provide a link to the Creative Commons licence, and indicate if changes were made. The images or other third party material in this article are included in the article's Creative Commons licence, unless indicated otherwise in a credit line to the material. If material is not included in the article's Creative Commons licence and your intended use is not permitted by statutory regulation or exceeds the permitted use, you will need to obtain permission

directly from the copyright holder. To view a copy of this licence, visit <http://creativecommons.org/licenses/by/4.0/>.

References






- Adena, M., Alizade, J., Bohner, F., Harke, J., & Mesters, F. (2019). Quality certification for nonprofits, charitable giving, and donor's trust: Experimental evidence. *Journal of Economic Behavior & Organization*, 159, 75–100.
- Andreoni, J. (1988). Privately provided public goods in a large economy: The limits of altruism. *Journal of Public Economics*, 35(1), 57–73.
- Andreoni, J. (1989). Giving with impure altruism: Applications to charity and Ricardian equivalence. *Journal of Political Economy*, 97(6), 1447–1458.
- Bekkers, R. (2015). When and why matches are more effective subsidies than rebates. Research in Experimental Economics. In C. A. Deck, E. Fatas, T. Rosenblat, R. M. Isaac, & D. A. Norton (Eds.), *Replication in experimental economics* (Vol. 18, pp. 183–211). Emerald: Howard House.
- Bekkers, R., & Wiepking, P. (2011). A literature review of empirical studies of philanthropy: Eight mechanisms that drive charitable giving. *Nonprofit and Voluntary Sector Quarterly*, 40(5), 924–973.
- Bergstrom, T., Blume, L., & Varian, H. (1986). On the private provision of public goods. *Journal of Public Economics*, 29(1), 25–49.
- Birnbaum, M. H. (2004). Human research and data collection via the internet. *Annual Review of Psychology*, 55(1), 803–832.
- Chen, H., Marmorstein, H., Tsiros, M., & Rao, A. R. (2012). When more is less: The impact of base value neglect on consumer preferences for bonus packs over price discounts. *Journal of Marketing*, 76(4), 64–77.
- Dave, C., Eckel, C. C., Johnson, C. A., & Rojas, C. (2010). Eliciting risk preferences: When is simple better? *Journal of Risk and Uncertainty*, 41(3), 219–243.
- Davis, D. D. (2006). Rebate subsidies, matching subsidies and isolation effects. *Judgment and Decision Making*, 1(1), 13–22.
- Davis, D. D., & Millner, E. L. (2005). Rebates, matches, and consumer behavior. *Southern Economic Journal*, 72(2), 410–421.
- Davis, D. D., Millner, E. L., & Reilly, R. J. (2005). Subsidy schemes and charitable contributions: A closer look. *Experimental Economics*, 8(2), 85–106.
- Diederich, J., Epperson, R., and Goeschl, T. (2021). How to design the ask? Funding units vs. giving money. AWI Discussion Paper No. 698, Heidelberg University.
- Diederich, J., & Goeschl, T. (2014). Willingness to pay for voluntary climate action and its determinants: Field-experimental evidence. *Environmental and Resource Economics*, 57(3), 405–429.
- Diederich, J., & Goeschl, T. (2017). To mitigate or not to mitigate: The price elasticity of pro-environmental behavior. *Journal of Environmental Economics and Management*, 84, 209–222.
- Diederich, J., & Goeschl, T. (2018). Voluntary action for climate change mitigation does not exhibit locational preferences. *Journal of Environmental Economics and Management*, 90, 175–180.
- Duncan, B. (2004). A theory of impact philanthropy. *Journal of Public Economics*, 88(9), 2159–2180.
- Eckel, C., Grossman, P. J., & Milano, A. (2007). Is more information always better? An experimental study of charitable giving and Hurricane Katrina. *Southern Economic Journal*, 74(2), 388–411.
- Eckel, C. C., & Grossman, P. J. (1996). Altruism in anonymous dictator games. *Games and Economic Behavior*, 16(2), 181–191.
- Eckel, C. C., & Grossman, P. J. (2002). Sex differences and statistical stereotyping in attitudes toward financial risk. *Evolution and Human Behavior*, 23(4), 281–295.
- Eckel, C. C., & Grossman, P. J. (2003). Rebate versus matching: Does how we subsidize charitable contributions matter? *Journal of Public Economics*, 87(3–4), 681–701.
- Eckel, C. C. and Grossman, P. J. (2006a). Do donors care about subsidy type? An experimental study. In Davis, D. D. and Isaac, R. M., (eds.), *Experiments Investigating Fundraising and Charitable Contributors*. Research in Experimental Economics, vol. 11, pp. 157–175. Emerald Group Publishing Limited.

- Eckel, C. C., & Grossman, P. J. (2006b). Subsidizing charitable giving with rebates or matching: Further laboratory evidence. *Southern Economic Journal*, 72(4), 794–807.
- Eckel, C. C., & Grossman, P. J. (2008a). Forecasting risk attitudes: An experimental study using actual and forecast gamble choices. *Journal of Economic Behavior & Organization*, 68(1), 1–17.
- Eckel, C. C., & Grossman, P. J. (2008b). Subsidizing charitable contributions: A natural field experiment comparing matching and rebate subsidies. *Experimental Economics*, 11(3), 234–252.
- Eckel, C. C., & Grossman, P. J. (2017). Comparing rebate and matching subsidies controlling for donors' awareness: Evidence from the field. *Journal of Behavioral and Experimental Economics*, 66, 88–95.
- Ehrhart, M. G., Ehrhart, K. H., Roesch, S. C., Chung-Herrera, B. G., Nadler, K., & Bradshaw, K. (2009). Testing the latent factor structure and construct validity of the Ten-Item Personality Inventory. *Personality and Individual Differences*, 47(8), 900–905.
- Epperson, R., & Reif, C. (2019). Matching subsidies and voluntary contributions: A review. *Journal of Economic Surveys*, 33(5), 1578–1601.
- Gandullia, L. (2019). The price elasticity of warm-glow giving. *Economics Letters*, 182, 30–32.
- Gandullia, L., & Lezzi, E. (2018). The price elasticity of charitable giving: New experimental evidence. *Economics Letters*, 173, 88–91.
- Gneezy, U., Keenan, E. A., & Gneezy, A. (2014). Avoiding overhead aversion in charity. *Science*, 346(6209), 632–635.
- Gosling, S. D., Rentfrow, P. J., & Swann, W. B. (2003). A very brief measure of the Big-Five personality domains. *Journal of Research in Personality*, 37(6), 504–528.
- Hamby, A. (2016). One for me, one for you: Cause-related marketing with buy-one give-one promotions. *Psychology & Marketing*, 33(9), 692–703.
- Hara, K., Adams, A., Milland, K., Savage, S., Callison-Burch, C., and Bigham, J. P. (2018). A data-driven analysis of workers' earnings on amazon mechanical turk. In *Proceedings of the 2018 CHI conference on human factors in computing systems*, pp. 1–14. Association for Computing Machinery, New York, NY, USA.
- Hardesty, D. M., & Bearden, W. O. (2003). Consumer evaluations of different promotion types and price presentations: The moderating role of promotional benefit level. *Journal of Retailing*, 79(1), 17–25.
- Horton, J. J., Rand, D. G., & Zeckhauser, R. J. (2011). The online laboratory: Conducting experiments in a real labor market. *Experimental Economics*, 14(3), 399–425.
- Huck, S., Rasul, I., & Shephard, A. (2015). Comparing charitable fundraising schemes: Evidence from a natural field experiment and a structural model. *American Economic Journal: Economic Policy*, 7(2), 326–69.
- Karlan, D., & List, J. A. (2007). Does price matter in charitable giving? Evidence from a large-scale natural field experiment. *American Economic Review*, 97(5), 1774–1793.
- Karlan, D., List, J. A., & Shafir, E. (2011). Small matches and charitable giving: Evidence from a natural field experiment. *Journal of Public Economics*, 95(5–6), 344–350.
- Kesternich, M., Löschel, A., & Römer, D. (2016). The long-term impact of matching and rebate subsidies when public goods are impure: Field experimental evidence from the carbon offsetting market. *Journal of Public Economics*, 137, 70–78.
- Landry, C. E., Lange, A., List, J. A., Price, M. K., & Rupp, N. G. (2010). Is a donor in hand better than two in the bush? Evidence from a natural field experiment. *American Economic Review*, 100(3), 958–83.
- Lewis, J., & Small, D. (2019). Ineffective altruism: Giving less when donations do more good. SSRN Working Paper.
- Löschel, A., Sturm, B., & Vogt, C. (2013). The demand for climate protection: Empirical evidence from Germany. *Economics Letters*, 118(3), 415–418.
- Lukas, I., Grossman, P. J., and Eckel, C. (2010). Preference or confusion: Understanding the differential impact of rebate and matching subsidies. Saint Cloud State University Working Paper.
- Marquis, C., & Park, A. (2014). Inside the buy-one give-one model. *Stanford Social Innovation Review*, Winter 2014.
- Mason, W., & Suri, S. (2012). Conducting behavioral research on Amazon's Mechanical Turk. *Behavior Research Methods*, 44(1), 1–23.
- McCarty, S. H., Diette, T. M., & Holloway, B. B. (2018). How low can you go? An investigation into matching gifts in fundraising. *Review of Behavioral Economics*, 5(1), 23–37.
- Meer, J. (2014). Effects of the price of charitable giving: Evidence from an online crowdfunding platform. *Journal of Economic Behavior & Organization*, 103, 113–124.

- Meier, S. (2007). Do subsidies increase charitable giving in the long run? Matching donations in a field experiment. *Journal of the European Economic Association*, 5(6), 1203–1222.
- Mishra, A., & Mishra, H. (2011). The influence of price discount versus bonus pack on the preference for virtue and vice foods. *Journal of Marketing Research*, 48(1), 196–206.
- Paolacci, G., Chandler, J., & Ipeirotis, P. G. (2010). Running experiments on Amazon Mechanical Turk. *Judgment and Decision Making*, 5(5), 411–419.
- Rand, D. G. (2012). The promise of Mechanical Turk: How online labor markets can help theorists run behavioral experiments. *Journal of Theoretical Biology*, 299, 172–179.
- Reips, U.-D. (2000). Chapter 4: The web experiment method: Advantages, disadvantages, and solutions. In M. H. Birnbaum (Ed.), *Psychological experiments on the internet* (pp. 89–117). San Diego: Academic Press.
- Ribar, D. C., & Wilhelm, M. O. (2002). Altruistic and joy-of-giving motivations in charitable behavior. *Journal of Political Economy*, 110(2), 425–457.
- Ross, J., Irani, L., Silberman, M. S., Zaldivar, A., and Tomlinson, B. (2010). Who are the crowdworkers? Shifting demographics in Mechanical Turk. In *Extended abstracts on human factors in computing systems*, CHI EA 2010, pp. 2863–2872, New York, NY, USA. ACM.
- Sinha, I., & Smith, M. F. (2000). Consumers' perceptions of promotional framing of price. *Psychology & Marketing*, 17(3), 257–275.
- Vesterlund, L. (2016). Using experimental methods to understand why and how we give to charity. In J. H. Kagel & A. E. Roth (Eds.), *The handbook of experimental economics* (Vol. 2, pp. 91–152). Princeton: Princeton University Press.
- Warr, P. G. (1983). The private provision of a public good is independent of the distribution of income. *Economics Letters*, 13(2–3), 207–211.
- WeAreDynamo (2014). Guidelines for academic requesters. Version 1.1. Retrieved May 11, 2015, from http://wiki.wearedynamo.org/index.php/Guidelines_for_Academic_Requesters.

Publisher's Note Springer Nature remains neutral with regard to jurisdictional claims in published maps and institutional affiliations.

Authors and Affiliations

Johannes Diederich¹  · Catherine C. Eckel²  · Raphael Epperson³  ·
Timo Goeschl¹  · Philip J. Grossman⁴ 

Catherine C. Eckel
ceckel@tamu.edu

Raphael Epperson
raphael.epperson@uibk.ac.at

Timo Goeschl
goeschl@uni-heidelberg.de

Philip J. Grossman
Philip.Grossman@monash.edu

¹ Department of Economics, Heidelberg University, Bergheimer Str. 20, Heidelberg, Germany

² Department of Economics, Texas A&M University, College Station, TX 77843-4228, USA

³ Department of Public Finance, University of Innsbruck, Universitätsstraße 15, Innsbruck, Austria

⁴ Department of Economics, Monash Business School, Monash University, Clayton, VIC 3800, Australia