





## Research Article

# Variation of millet grain size and cooking techniques across Asia between the late fourth and first millennia BC

Yufeng Sun<sup>1,2,\*</sup> , Melissa Ritchey<sup>2</sup>, Hua Zhong<sup>1</sup>, Liya Tang<sup>3,4,5</sup>,  
Elena Sergusheva<sup>6</sup>, Tao Shi<sup>7</sup> , Jixiang Song<sup>8</sup>, Haiming Li<sup>9,10,11</sup>, Guanghui Dong<sup>12</sup>  
& Xinyi Liu<sup>2,\*</sup>

<sup>1</sup> Institute of Archaeology, Chinese Academy of Social Sciences, Beijing, P.R. China

<sup>2</sup> Department of Anthropology, Washington University in St Louis, USA

<sup>3</sup> Key Laboratory of Cultural Heritage Research and Conservation, Ministry of Education, Northwest University, Xi'an, P.R. China

<sup>4</sup> School of Cultural Heritage, Northwest University, Xi'an, P.R. China

<sup>5</sup> Research Center for Archaeological Science, Northwest University, Xi'an, P.R. China

<sup>6</sup> Institute of History, Archaeology and Ethnology, Far Eastern Branch of the Russian Academy of Sciences, Vladivostok, Russia

<sup>7</sup> School of Archaeology and Museology, Sichuan University, Chengdu, P.R. China

<sup>8</sup> Department of Archaeology, Center for Archaeological Science, Sichuan University, Chengdu, P.R. China

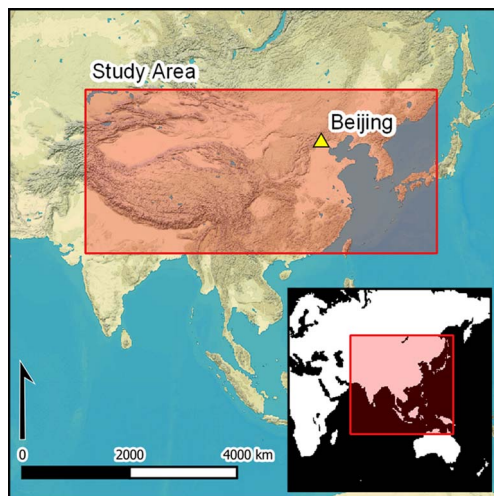
<sup>9</sup> College of Humanities & Social Development, Nanjing Agricultural University, P.R. China

<sup>10</sup> Institution of Chinese Agricultural Civilization, Nanjing Agricultural University, P.R. China

<sup>11</sup> Agricultural Archaeology Research Center, Nanjing Agricultural University, P.R. China

<sup>12</sup> Key Laboratory of Western China's Environmental Systems (Ministry of Education), College of Earth and Environmental Sciences, Lanzhou University, P.R. China

\* Authors for correspondence ✉ [yufeng.sun@wustl.edu](mailto:yufeng.sun@wustl.edu) & [liuxinyi@wustl.edu](mailto:liuxinyi@wustl.edu)



Broomcorn millet and foxtail millet were first cultivated in Neolithic China then the process spread west across Asia during the Bronze Age. But the distinctive ceramic, and later bronze, vessels utilised in East Asian cuisines for boiling and steaming grains did not move west alongside these crops. Here, the authors use measurements of 3876 charred millet grains to evaluate regional variations and implications for food preparation. In contrast to wheat grains, which became smaller as their cultivation moved east, millet grains became larger as they spread from northern China into Inner Asia and Tibet. This indicates the decoupling of millets from associated cooking techniques as they reached geographical and cultural areas.

Received: 28 October 2022; Revised: 1 May 2023; Accepted: 12 June 2023

© The Author(s), 2024. Published by Cambridge University Press on behalf of Antiquity Publications Ltd. This is an Open Access article, distributed under the terms of the Creative Commons Attribution licence (<https://creativecommons.org/licenses/by/4.0/>), which permits unrestricted re-use, distribution, and reproduction in any medium, provided the original work is properly cited.

Keywords: East and Central Asia, Neolithic, Bronze Age, archaeobotany, foxtail millet, broomcorn millet, grain size, cuisine

## Introduction

For many cereals, domestication corresponds with an increase in the size of the grain or caryopsis (Zohary & Hopf 2000; Fuller *et al.* 2014; Stevens *et al.* 2021). Grain size is therefore an essential measure—alongside the seed dispersal mechanism—of the domestication syndrome. The mechanism is likely related to seedling competition in varying growth conditions (Harlan *et al.* 1973; Allaby *et al.* 2022). Human intentionality in this process is subject to debate (Allaby *et al.* 2021; Jones *et al.* 2021) but there is an increasing understanding that, at the global level, the grain sizes of cereals are driven by regional variations (Liu *et al.* 2016; Fuller *et al.* 2017) that resonate with the wider discussion of domestication as a transregional process (Kistler *et al.* 2018; Allaby *et al.* 2022). One such example is the eastern dispersal into ancient China of free-threshing wheat (*Triticum cf. aestivum*) and barley (*Hordeum vulgare*), which was associated with significant grain-size reductions due to the selection of shorter grains for cooking efficiency in boiling and steaming cuisines (Liu *et al.* 2016; Liu & Reid 2020; Ritchey *et al.* 2022). In this article, we shift the focus from the eastern dispersal of cereals from the Fertile Crescent to the western expansion of millets from East Asia. We investigate whether or not this western dispersal of millets (*Setaria italica* and *Panicum miliaceum*) involved the selection of larger grains, which were better suited for the grinding-and-baking cuisines of the west.

In recent years, there have been considerable developments in understanding the movement of domesticated crops and livestock across Eurasia in the millennia before the establishment of the so-called Silk Road (e.g. Jones *et al.* 2011; Spengler *et al.* 2014; Liu *et al.* 2019). In addition to efforts to refine knowledge of specific routes, attention has been drawn to the physical evidence of crops and their culinary preparation, which may be independently traced across space and time (Hunt *et al.* 2013; Ritchey *et al.* 2022). Such research is grounded in the contrast between a boiling-and-steaming culinary tradition in East Asia and a grinding-and-baking tradition in South-west Asia, a structural difference probably rooted in hunting-and-gathering traditions that pre-date the domestication of cereals (Fuller & Rowlands 2011). It is likely that these deep-seated culinary differences were the cause, rather than the consequence, of taxonomic differences between eastern and western agricultures (e.g. wheat/barley versus millet/rice). Recent findings highlight the disaggregation of grains and cooking traditions, such as that wheat and barley travelled into central China during the second millennium BC without their associated grinding-and-baking culinary tradition (Liu *et al.* 2016; Long *et al.* 2018; Deng *et al.* 2020; Ritchey *et al.* 2021). The eastern spread of these crops involved the selection of morphotypes that were suitable for preparation using the eastern boiling-and-steaming tradition. Similar trends have been observed in Southeast Asia, where boiling-and-steaming traditions led to the preferential rise of ‘sticky’ phenotypes (Castillo *et al.* 2016).

Less is known about the selective modification of millets in relation to grinding-and-baking traditions as these crops moved from northern China into Central Asia and the Tibetan Plateau from the late fourth millennium BC onwards. Recent genetic studies indicate the potential

disaggregation of millets and their associated culinary treatments as cultivation moved west, with the genetic mutations leading to amylose-low/free (sticky) starch genotypes becoming restricted to an East Asian type over time (Hunt *et al.* 2018). This is further supported by ongoing archaeogenetic work, revealing the absence of sticky-starch genotypes in prehistoric Central Asia (Hunt *et al.* 2024). This absence of genetic evidence for the sticky-starch genotype in Central Asia indicates that the western dispersal of broomcorn millet from northern China to the Inner Asian mountains was not accompanied by the transmission of eastern culinary traditions. Genetic research on starch stickiness is currently restricted to broomcorn millet; less is known about foxtail millet, although, historically, *Setaria* had fewer glutinous varieties than *Panicum* (Bray 1981). The incorporation of millet into grinding-and-baking culinary traditions as it moved westwards would have removed the functional advantage of smaller grains in Eastern cooking and predict an increase in size, mirroring the reduction in the size of wheat and barley grains as they dispersed from Central to East Asia previously documented (Liu *et al.* 2016; Ritchey *et al.* 2022). Alternatively, if environmental adaptation was the main driver of changing grain size, we would expect more diverse but generally smaller millet grain sizes in the Inner Asian regions (including the high-altitude Tibetan Plateau) as a result of their cultivation in stressful environments or less intensive seedling competition in mobile pastoral contexts. In the latter scenario, the absence of intensive field management by humans leads to the flourishing of weed taxa and a bias towards smaller grain survival (e.g. Spengler 2015; Motuzaite Matuzeviciute *et al.* 2021).

Here, we compile the measurements from 3876 previously published and newly obtained charred foxtail and broomcorn millet grains from 145 sites across East and Central Asia to evaluate the roles of regional culinary and environmental conditions in morphological variation. Grain size is a complex trait that can be affected by various factors, including the charring effect (Märkle & Rösch 2008; Charles *et al.* 2015), survival of immature seed remains (Motuzaite Matuzeviciute *et al.* 2012; Song *et al.* 2013) and variations at the subspecies level including introgressions with weedy relatives (Song *et al.* 2021). Attention should also be drawn to uncertainties resulting from assemblage formation process. This includes the possibility of the intrusion of younger grains into older layers (Motuzaite Matuzeviciute *et al.* 2013) and inconsistency in crop processing leading to the disproportional input of immature grains (e.g. Stevens *et al.* 2003; van der Veen 2007). However, given the geographical expansiveness of the research, we have chosen to focus on quantitative traits (length and breadth) that can be measured at the population level, an approach that has proven useful in previous studies with a similar scope (e.g. Fuller *et al.* 2014; Ritchey *et al.* 2022).

## **Materials and methods**

We compiled measurements for 2529 foxtail millet (FM) grains from 116 sites and 134 broomcorn millet (BM) grains from 114 sites across eastern Eurasia dating from the late fourth to the late first millennium BC (Figure 1; see online supplementary material (OSM) Table S1 for full details). These data were collected from published archaeobotanical reports and newly gathered measurements conducted by the authors. The study focuses on grain length and breadth dimensions as there is inconsistent reporting of thickness

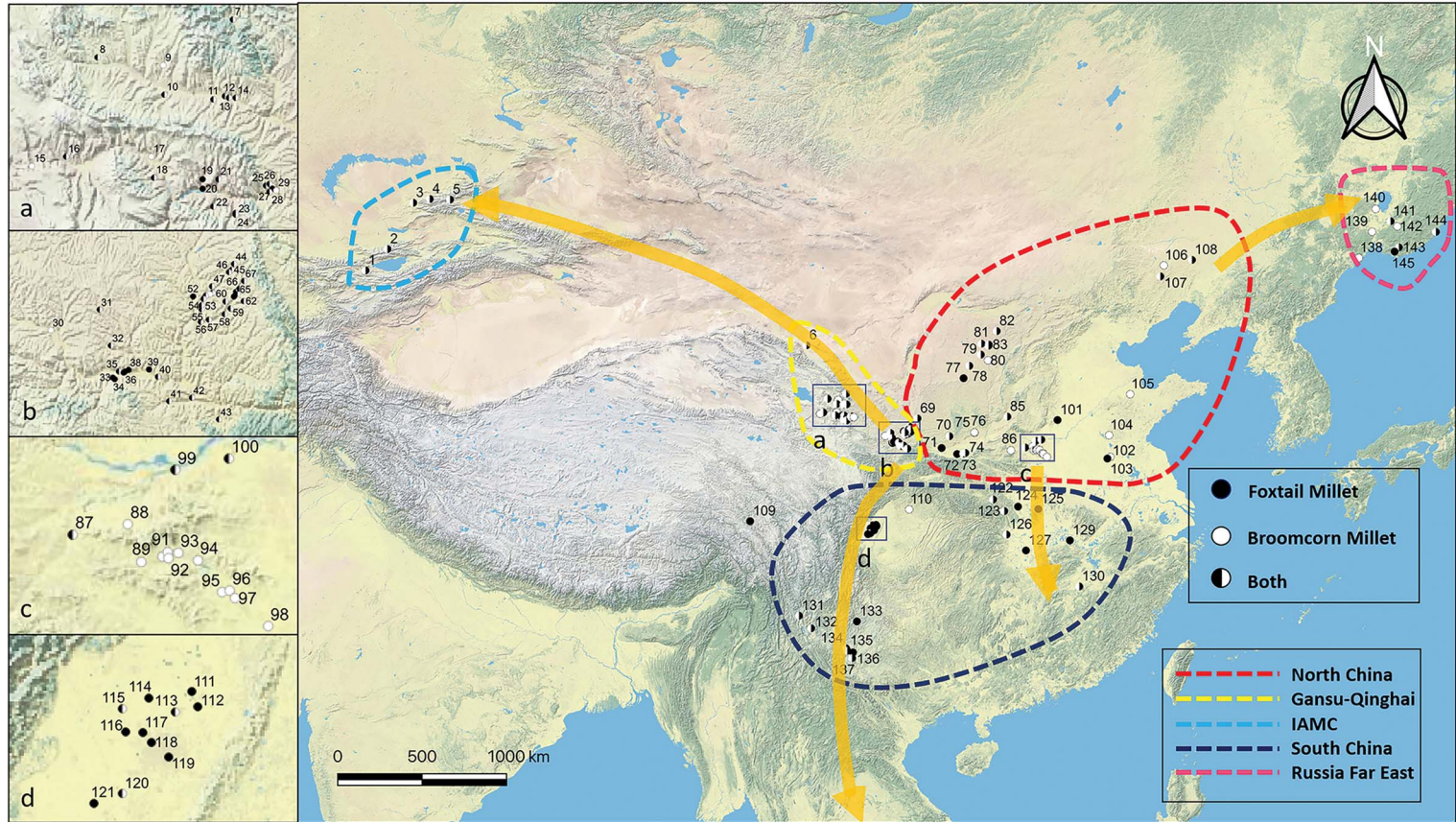


Figure 1. Site locations of measured foxtail millet and broomcorn millet grains (see site information in Table S1). Dashed lines show geographical groups discussed in Materials and methods. Arrows indicate archaeologically attested millet dispersal routes after Liu et al. (2019) (figure by authors).




Figure 2. Ventral view of charred foxtail millet (a–f) and broomcorn millet (g–k) caryopses from selected sites in this study: a) Taosi (North China); b) Gaozhuang (Gansu-Qinghai); c) Chap II (IAMC); d) Jijiwan (South China); e) Rettikhovka Geologicheskaya-1 (Russia Far East); f) Karuo (Tibetan Plateau); g) Taosi (North China); h) Siping (Gansu-Qinghai); i) Tuzusai (IAMC); j) Xiawanggang (South China); k) Vodopadnoe-7 (Russia Far East). Scale bar = 1 mm. Taking the foxtail millet grain sample from Taosi (a) as an example, grain length refers to the longest axis of the grain, while grain breadth refers to the axis perpendicular or nearly so to the longest axis (figure by authors).

dimensions in the published archaeobotanical studies (Figure 2). A scatter plot of mean millet grain length by site shows a general regional trend in grain size variation (Figure S1). Accordingly, we divide the dataset into six regional groups based on location along an east-to-west gradient: IAMC (Inner Asian Mountain Corridor, a foothill zone spanning from southwestern Asia through the Pamir, Tianshan and Dzhungar Mountains), Gansu-Qinghai (north-eastern Qinghai and Gansu), Tibetan Plateau (represented by Karuo site in eastern Tibet), North China (the Loess Plateau including the Yellow-Wei and Western Liao Rivers), South China (Sichuan Basin and Yun-Gui Plateau) and the Russian Far East (represented by data collected from Southern Primorye). Most measurements in our compiled dataset are from single millet grains. However, some source studies report only the mean grain-size measurements. Most sites without individual measurements are from a single region—Gansu-Qinghai (see Table 1 for details). We acknowledge the bias introduced by combining individual measurements and site mean values because sites with more measurements may potentially overrepresent certain grain morphologies. However, when analyses are conducted solely using mean site values, the observed pattern remains consistent (Figure S3).

We analyse length, breadth and length/breadth ratios of regional groups using descriptive statistics. We employ the parametric null hypothesis testing of ANOVA (analysis of variance, or Welch's F test when different groups of data for comparison are non-homogeneous) with a post-hoc Tukey's honestly significant difference (HSD) test, or the Kruskal–Wallis test with post-hoc pairwise Wilcoxon rank sum for non-parametric data, to identify the significance of variation in measurements between different regions.

Table 1. Summary of foxtail and broomcorn millet grain mean length, breadth, length/breadth, and counts of single grain and mean grain measurements grouped by regions.

Region	Length (mm)	Breadth (mm)	Length/Breadth	Number of individual grain measurements	Number of site mean measurements	Number of sites
<b>Foxtail millet</b>						
IAMC (n = 101)	1.5	1.2	1.28	101	0	5
Gansu-Qinghai (n = 328)	1.4	1.2	1.19	267	61	58
North China (n = 843)	1.3	1.2	1.13	841	2	21
Tibetan Plateau (n = 30)	1.5	1.2	1.25	30	0	1
South China (n = 1128)	1.2	1.1	1.07	1125	3	27
Russia Far East (n = 99)	1.1	1.1	1.04	99	0	4
<b>Broomcorn millet</b>						
IAMC (n = 206)	1.9	1.6	1.19	206	0	5
Gansu-Qinghai (n = 340)	1.7	1.5	1.16	283	57	51
North China (n = 465)	1.8	1.6	1.12	463	2	38
South China (n = 195)	1.7	1.6	1.05	195	0	12
Russia Far East (n = 141)	1.6	1.5	1.07	141	0	7

## Results

Figure 3 shows the regional variations in broomcorn millet and foxtail millet grain size, with the mean values of each regional group summarised in Table 1 and analytical data detailed in Table S2. For both millets, statistically meaningful differences are identified in mean grain length between regional groups (see Table S2, Kruskal-Wallis test, FM:  $H(5) = 713.5$ ,  $p < 0.01$ ; BM:  $H(4) = 229.5$ ,  $p < 0.01$ ). Differences in mean grain breadth among regions are more ambiguous virtually. However, such differences are statistically meaningful according to the Kruskal-Wallis test (Table S2, Kruskal-Wallis test, FM:  $H(5) = 161.5$ ,  $p < 0.01$ ; BM:  $H(4) = 76.8$ ,  $p < 0.01$ ).

For foxtail millet, the grains with longest mean value are from the IAMC group (mean length: 1.54mm), followed by the Tibetan Plateau (1.49mm), both significantly longer than the other regions. There is a general reduction in the mean length of foxtail millet grains moving east from the IAMC and the Tibetan Plateau through Gansu-Qinghai, North China, South China and the Russian Far East (Figure 3). The most compact grains appear in South China (1.2mm) and Russian Far East (1.1mm). When considering only the measurements of grains dated to the second and first millennia BC, these results do not change (Figure S2,

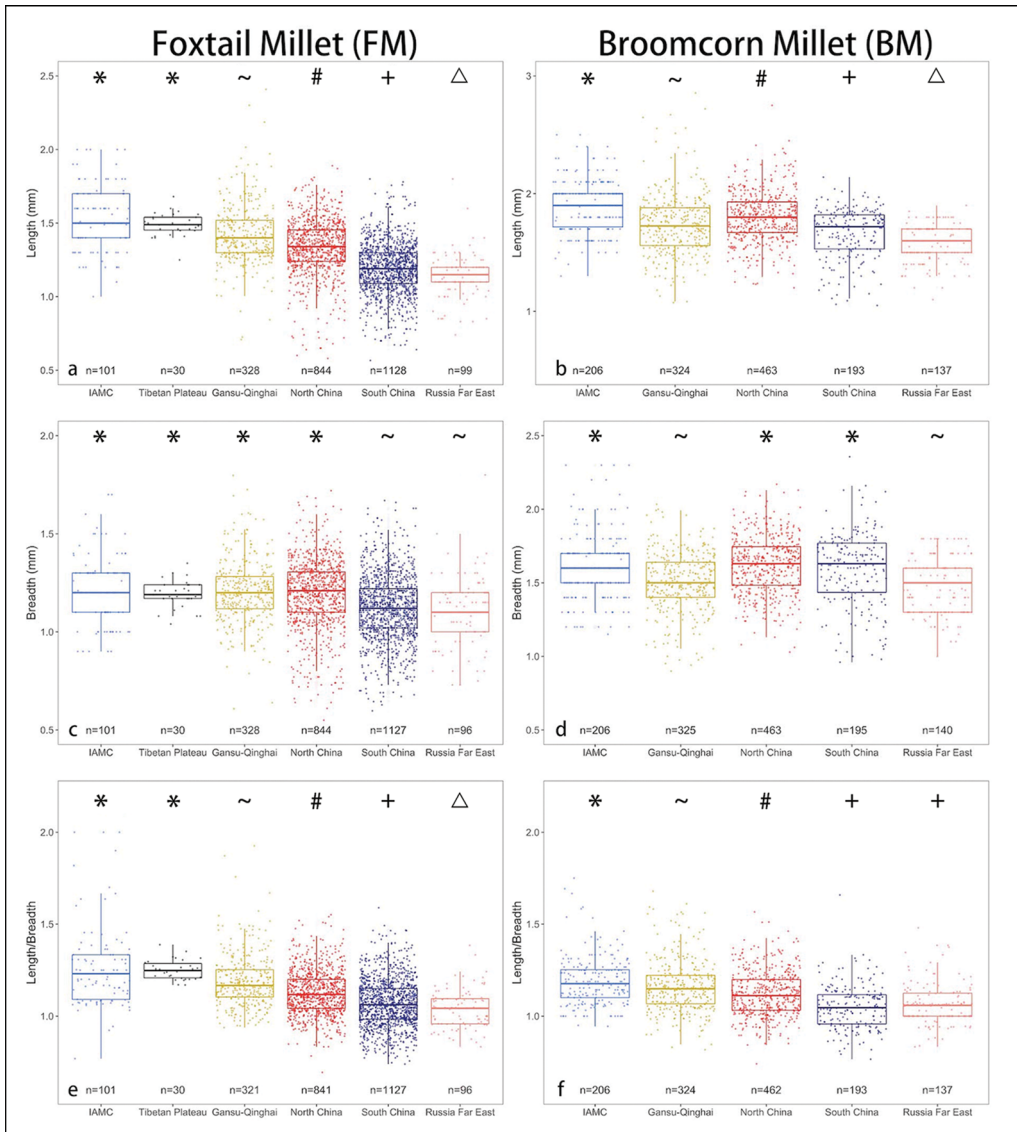


Figure 3. Regional group boxplots for foxtail millet measurements (plots a, c & e) and broomcorn millet measurements (plots b, d & e). Groups with non-significant variations share the same symbol ( $p < 0.05$ ) (figure by author).

Table S3, Kruskal-Wallis test,  $H(5) = 494.58$ ,  $p < 0.01$ ). This indicates that the observed regional variations are not solely driven by the predominance of older grains in the North China and Gansu-Qinghai groups.

No clear pattern is observable in the breadth of foxtail millet grains. The mean breadth of foxtail millet grains in most regions, including the IAMC, Tibetan Plateau, Gansu-Qinghai and North China groups, is approximately 1.2mm, and there is no obvious difference among them (Figure 3, Tables 1 & S2). The breadth of foxtail millet grains from South China (mean breadth: 1.1mm) and the Russian Far East (1.1mm) is, however, statistically smaller

in comparison with the other regions. The most slender grains are found in the IAMC and Tibetan Plateau groups, with the highest mean length/breadth ratios of 1.28 and 1.25, respectively. The grains from Gansu-Qinghai (mean length/breadth ratio: 1.19) and North China (1.13) appear to be shorter and broader than those from the IAMC and Tibetan Plateau. The South China and Russian Far East groups have the most compact grains with a mean length/breadth ratio of 1.07 and 1.04, respectively.

The broomcorn millet measurements display similar regional variations to their foxtail millet counterparts, and the pattern is statistically unambiguous when considering all time periods (Figure 3, Tables 1 & S2). The longest grains are from the IAMC (mean length: 1.9mm), which are significantly longer than other regional groups, followed by North China (1.8mm) and Gansu-Qinghai (1.7mm). Like foxtail millet, the shortest grains are from the South China (1.2mm) and Russian Far East groups (1.1mm). These differences are statistically meaningful (Figure 3, Table S2) but become less clear when only broomcorn millet grains dated to the second or first millennia BC are considered. For this subgroup, no statistically meaningful differences in grain breadth can be observed between the IAMC and North China groups or between the Gansu-Qinghai and North China groups, though there is a meaningful difference between the IAMC and Gansu-Qinghai groups (Figure S2, Table S3). Multiple group variations persist and this is likely driven by the compactness of grains from South China and the Russian Far East (Table S3, Kruskal-Wallis test,  $H(4) = 231.52$ ,  $p < 0.01$ ). In terms of mean breadth values, grains from Gansu-Qinghai (1.5mm) and the Russian Far East (1.5mm) are significantly narrower than those of other regional groups (IAMC, North and South China) with mean values of approximately 1.6mm. As with foxtail millet, the IAMC group yields the most elongated broomcorn millet grains (mean length/breadth ratio: 1.19), followed by Gansu-Qinghai (1.16) and North China (1.12). The plumpest caryopses are from South China (1.05) and Russian Far East (1.07) groups. Analysis of mean site values (rather than individual grain values) for length and breadth to check for any bias introduced by including sites without individual measurements suggests no substantial difference in results (Figure S3, Tables S1 & S4).

## Discussion

### *East-to-west grain size increase*

Our results demonstrate clear regional variations in millet grain size during the period between the late fourth and the late first millennia BC. Most strikingly, there is an increase in the length (and, to a lesser extent, in the breadth) of foxtail millet grains from east to west, indicating phenotypic alteration as the crop moved beyond its centre of origin. Foxtail millet grains from northern China are relatively short but their western movement into Gansu-Qinghai and, subsequently, the Inner Asian mountains is associated with a gradual lengthening of the caryopsis. Similar trends are observed in broomcorn millet, but the pattern is statistically less clear. When considering only those grains dated to the second and first millennia BC, the pattern for foxtail millet remains significant but there is no statistically meaningful increase in broomcorn millet size along the east-to-west gradient (Figure S3), despite the longer mean length of broomcorn millet grains from the IAMC.



Culinary practices are a likely driver of the observed pattern. Broomcorn and foxtail millet were first cultivated in northern China before 6000 BC and dispersed beyond their centre of origins after 5000 BC (Liu *et al.* 2018; Stevens *et al.* 2021). In northern China, grain cooking traditions in the Neolithic centred on boiling and steaming, methods that favoured sticky-cereal varieties and small grains as the larger surface area to volume ratio of smaller grains increases cooking efficiency (Hunt *et al.* 2018, Ritchey *et al.* 2022).

The principal evidence for boiling-and-steaming traditions is derived from ceramic vessels (and by the absence of ovens) in Neolithic China. Tracing these ceramic vessels in the archaeological record allows an estimation of the geographical distribution of boiling-and-steaming cuisines (Fuller & Rowlands 2011). Examples of such pottery include *Ding* 鼎, *Li* 鬲 (tripod vessels suited to boiling) and *Yan* 甗 (tripod vessels suited to steaming), which are well documented compared with other boiling/steaming kits such as *Gui* (or *He*) 鬺 (盂) and *Jia* 斝 (Chang 1977). The oldest *Ding* are reported from Jiahu-Peiligang culture sites, c. 7000–6000 BC, and they are subsequently found along the Yellow and Yangtze Rivers in association with cultural groups such as the Yangshao, Longshan, Songze and Majiabang (Makibayashi 2008; Han 2015). *Li* are first documented in Longshan culture c. 2500 BC, becoming predominant on the Loess Plateau after that (Figure 4).

These tripod vessels are found no further west than the Wei River valley prior to c. 2000 BC (Han 2015). Their range subsequently extended westwards to the Huangshui River during the second millennium BC where they are found at Qijia and Siwa culture sites. With a

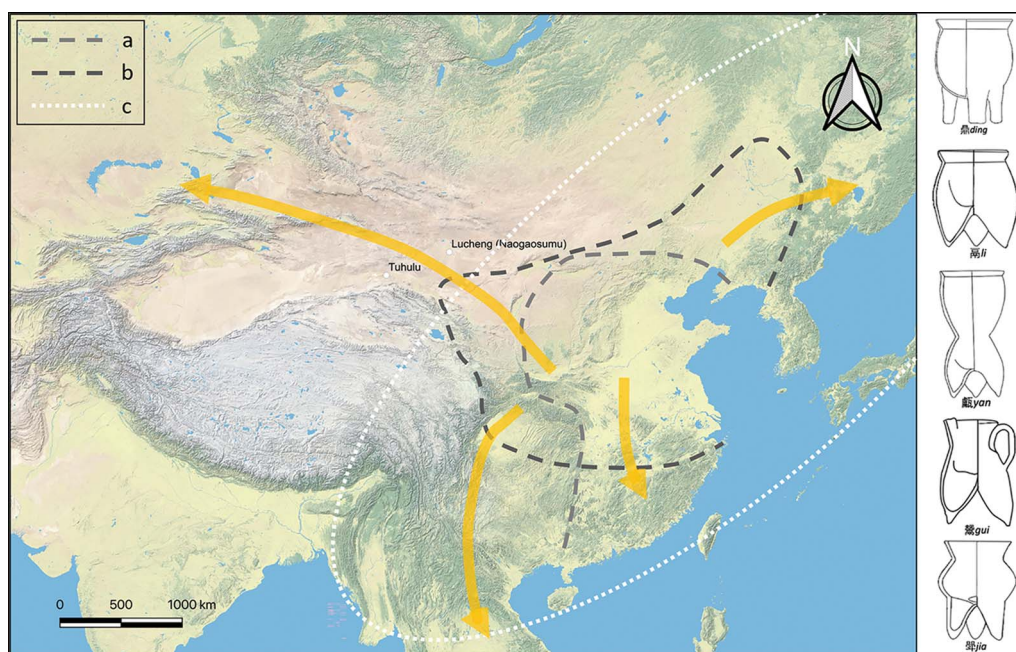


Figure 4. Estimated distributions of tripod pottery vessels *li* 鬲, *ding* 鼎, *yan* 甗, *gui* 鬺 (or *he* 盂) and *jia* 斝 before (a) and after 2000 BC (b) and their westernmost appearance in archaeology at Tubulu and Lucheng, in relation to the distribution of sticky landrace varieties of modern broomcorn millet (c). Arrows indicate millet dispersal routes after Liu *et al.* (2019) (figure by authors).

few exceptions, including *Li* recovered from Shajing and Tuhulu, marking the western limit of pottery tripods, these vessels are largely absent in the Hexi Corridor, a region west to the Loess Plateau along the northern fringe of the Tibetan Plateau (Li 2009) (Figure 4), as are the same vessel forms reproduced in bronze during the first millennium BC (cf. von Falkenhausen 2006). This distribution concurs with the approximate modern western boundary of sticky-type cereal varieties, including sticky broomcorn millet (Sakamoto 1996; Hunt *et al.* 2013), likely signifying the western boundary of early boiling-and-steaming cuisines (Figure 4). Such a pattern endures from the Neolithic until this day, although a recent hypothesis that Inner Asia might have developed a mixed grinding-baking-boiling tradition adds more layers of complexity to this model (Ritchey *et al.* 2022).

Although millet moved westwards through the Hexi and Inner Asian Mountain Corridors and beyond during the second and first millennia BC (Liu *et al.* 2019), it appears that the sticky cuisines did not and nor did the tripod vessels utilised for boiling and steaming (Li 2009; Hunt *et al.* 2018). Broomcorn and foxtail millet were likely folded into different cooking traditions in Inner Asia, featuring flour-making or stewing (Ritchey *et al.* 2022). Evidence for later examples of these types of fusion cuisines, such as desiccated noodles, pancakes and cakes made of millet flours, have been recovered from late Bronze and Iron Age sites in southern Tianshan (Xinjiang Uighur Autonomous Region Museum and Xinjiang Institute of Archaeology 2001; Gong *et al.* 2011; Yu 2012; Xiao *et al.* 2020). Porridges or stews made of crushed and ground millet grains are also common in Central Asia today, for example, *tary* [тари]/*kozhe* [коже] in Kazakhstan (Segizbauly 2011; McLean 2012). None of these examples would favour small grains (or sticky starch) as these cooking methods do not involve boiling the whole grain.

This observation resonates with trends previously documented in archaeological wheat and barley, showing west-to-east grain size reductions during the same period. Notably, these trends seem to apply to domesticated cereals uniformly across taxa differences (Figure 5), indicating intentional selection. If environmental adaption were the main driving force, one would expect more taxa-specific patterns as these cereals differ widely in their growing seasons, physiological requirements and biological responses to different environments. We suggest that the differing culinary traditions of East Asia and the Eurasian Steppe could be one of the key mechanisms underlying the morphological differences observed in Asian millets.

#### *North-south trends and the Tibetan Plateau*

Our results also show a north-south trend. Broomcorn millet and foxtail millet grains are shorter in southern China (including the Yangtze and the Yun-Gui Plateau) and in north-east Asia (the Russian Far East) compared with those from the North China region. Given that the cooking traditions in these areas are similar, culinary choice may not be the primary driver in this aspect of grain size variation. The observed pattern could result from various conjoined effects, including changes in field conditions, reduced seedling competition, reduced sowing depth and disproportionate inclusion of immature grains due to early harvesting. The currently available information, however, does not allow us to evaluate these localised conditions.

On the high Tibetan Plateau, grain sizes are unexpectedly large. The lengths of foxtail millet grains from Karuo (3100 metres above sea level (masl), 2700–2100 BC), for example, are

Variation of millet grain size and cooking techniques across Asia

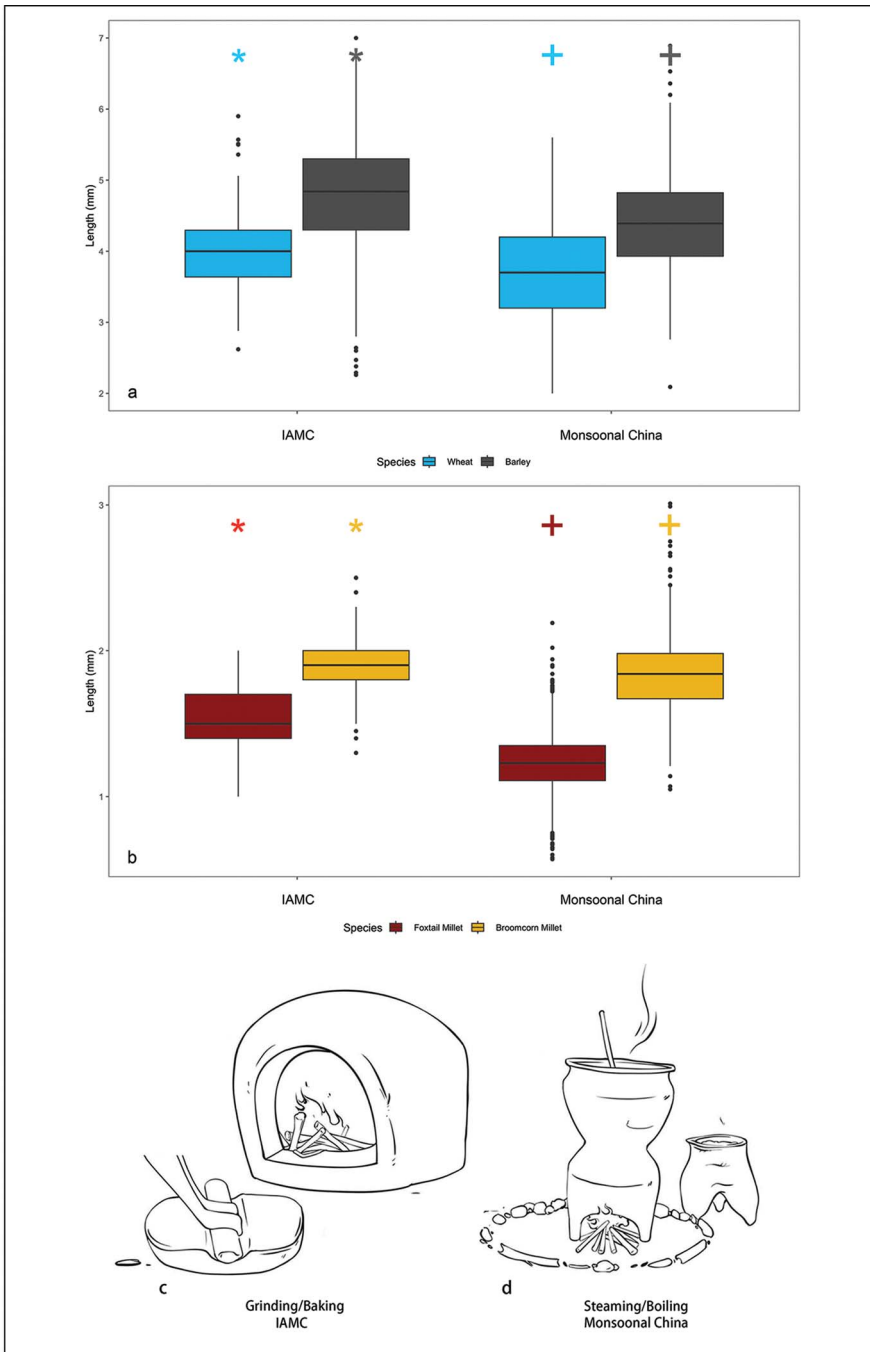


Figure 5. Boxplot of grain measurements of wheat ( $n = 486$ ) and barley ( $n = 966$ ) (a, data derived from Liu et al. 2016 and Ritchey et al. 2022), and foxtail ( $n = 1206$ ) and broomcorn millet ( $n = 539$ ) (b, this study) from two hypothetical culinary zones in the second and first millennium BC. Non-significant differences share the same symbol ( $p < 0.05$ ). Food preparation methods from c) the Inner Asian Mountain Corridor grinding-and-baking zone and d) Monsoonal China, including North China, Gansu-Qinghai and South China, boiling-and-steaming zone using tripod vessels (adapted from Ritchey et al. 2021) (figure by authors).

significantly longer than those from low-elevation North China or mid-altitude sites in Gansu-Qinghai (Figure 6, Table S5). The Karuo samples are comparable with the grain metrics from the Inner Asian mountains. This seems counterintuitive as high-altitude adaptation tend to lead to diverse but generally shorter seeds, as documented in other cereals (e.g. Goodman & Brown 1988; Tsehaye *et al.* 2006). Additionally,  $C_4$  plants (including both foxtail and broomcorn millet, which utilise the  $C_4$  photosynthetic pathway) are maladapted to high altitudes due to frequent chilling injury and low quantum yields (Sage *et al.* 2015). It has been assumed that the high-altitude adaptation of foxtail millet could have been achieved through introgression with cold-tolerant and high-altitude adaptive weedy relatives such as *Setaria viridis* (Song *et al.* 2021). In this case, we would expect high-altitude foxtail millet to show more pronounced weedy morphology, which is not consistent with our observations.

The unique early cuisine of Tibet may explain the observed pattern. In contrast with other cuisines in East Asia, Tibetan cooking lacks boiling and steaming due to the low vapour pressure at high altitudes (water boils at about 86°C at 4000masl). At this low temperature, boiling and steaming are fuel demanding and inefficient. Traditionally, Tibetan cuisine utilises grinding and baking for flour-based cooking such as *tsampa* (a roasted meal made of barley flour). Ritchey and colleagues (2022) suggest a link between cooking traditions and unusually large barley grains recovered from Tibetan sites. Similarity to the trend in foxtail millet is striking, although we should note that our small sample size negates conclusive interpretations (n = 30 from a single site).

The findings above reinforce the role of culinary practice in the interpretation of millet grain size across Asia. Previous work has focused on changes in millet seed morphology as a proxy for the millet domestication process in northern China during the Neolithic (Stevens *et al.* 2021). Our research, however, focuses on regional morphological variation of millet associated with dispersals between the late fourth and late first millennia BC. Our findings

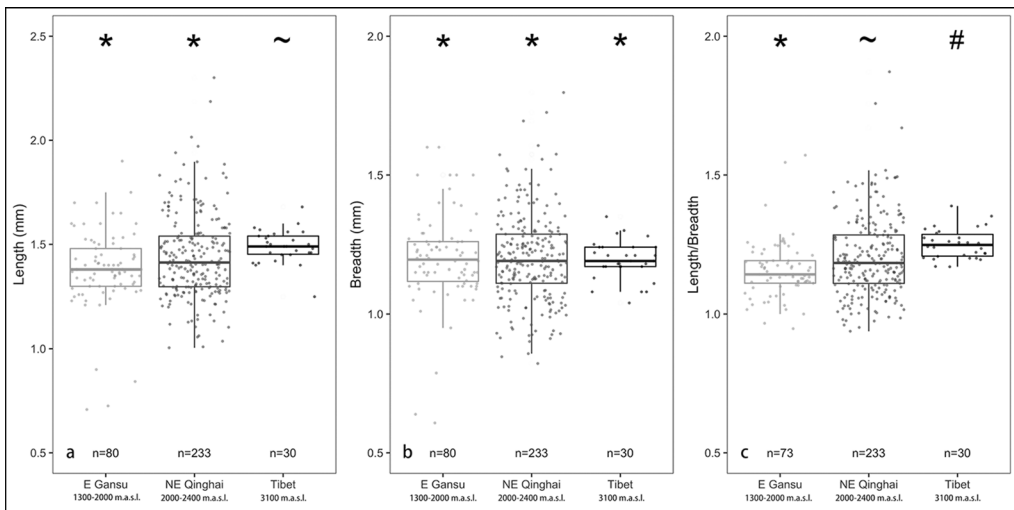


Figure 6. Boxplots of foxtail millet measurements from different elevational environments of the eastern Tibetan Plateau (Karuo site). Non-significant variations share the same symbol ( $p < 0.05$ ) (figure by authors).

highlight the role of culinary practices in interpreting millet grain metrics across Asia. Echoing recent discussions of domestication as a transregional process (e.g. Allaby *et al.* 2022), greater attention to the importance of regional cooking diversity in the shaping of grain morphology at the population level is therefore needed.

## **Conclusion**

We have collated and analysed the size of almost 4000 broomcorn millet and foxtail millet grains from Central and East Asia dating to the final three millennia BC. We have observed an increase in grain length and breadth as millets moved from their centre of origin in northern China westwards into the Inner Asian mountains. This mirrors the west-to-east trend in wheat and barley, where grain sizes decreased as they moved in the opposite direction into northern China. Regional differences in cooking techniques—grounded in the contrast between boiling and steaming in East Asia and grinding and baking in West and Central Asia—likely underly the observed pattern. In the high-altitude Tibetan environment, we documented unusually large foxtail millet grains attributed to the specific cooking tradition developed on the high plateau under low-vapour pressure conditions.

We also identify some potential limitations of the research. The observed east-to-west reduction in grain size is most clear for foxtail millet. For broomcorn millet, the pattern is equally clear when considering data from all time periods but less so when only data from the second and first millennia BC are singled out. Our research has focused on quantitative traits (length and breadth) that can be measured and compared at the population level. At the community level, however, it is more difficult to distinguish the effects of environmental conditions versus human selection. Future research employing isotopic and archaeogenetic approaches might clarify this. In cross-regional context, our findings offer insight into the geographical decoupling of ingredients from food preparation and cooking techniques, such that Asian millets moved through the Hexi and Inner Asian Mountain Corridors and beyond, but the eastern vessels for boiling and steaming did not, nor did sticky genotypes. The regional variations in millet size documented here can be understood within this context. Notably, the east-to-west trends in reduced grain size seem to apply uniformly to domesticated cereals across taxa despite biological distinctions (millets, wheat and barley, [Figure 5](#)), indicating human drivers for morphological change.

## **Acknowledgements**

We thank Professor Zhijun Zhao from Shandong University and Dr Mike Spate from University of Sydney for their valuable assistance during the data-collection process.

## **Funding statement**

This work was supported by the National Science Foundation (“Agricultural labor organizations and management”, Grant no. 2052932, PI: X Liu, Co-PI: Y Sun). Co-author, E. Sergusheva would like to acknowledge the Program of Fundamental Scientific Research in Archaeology, Russian Academy of Sciences (‘Archaeology and history of the Russian Far East and adjacent zones of East Asia in antiquity and the Middle Ages’, no. 01201152560, E Sergusheva), for support of data collection from Southern Primorye.

## Supplementary material

To view supplementary material for this article, please visit <https://doi.org/10.15184/aqy.2024.31>.

## References

- ALLABY, R.G., C.J. STEVENS, L. KISTLER & D.Q. FULLER. 2021. Emerging evidence of plant domestication as a landscape-level process. *Trends in Ecology & Evolution* 37: 268–79. <https://doi.org/10.1016/j.tree.2021.11.002>
- ALLABY, R.G., C.J. STEVENS & D.Q. FULLER. 2022. A novel cost framework reveals evidence for competitive selection in the evolution of complex traits during plant domestication. *Journal of Theoretical Biology* 537: 111004. <https://doi.org/10.1016/j.jtbi.2022.111004>
- BRAY, F. 1981. Millet cultivation in China: a historical survey. *Journal d'Agriculture Traditionnelle et de Botanique Appliquée* 28(3): 291–307. <https://doi.org/10.3406/jarba.1981.3848>
- CASTILLO, C.C. *et al.* 2016. Archaeogenetic study of prehistoric rice remains from Thailand and India: evidence of early japonica in South and Southeast Asia. *Archaeological and Anthropological Sciences* 8: 523–43. <https://doi.org/10.1007/s12520-015-0236-5>
- CHANG, K.C. (ed.) 1977. *Food in Chinese culture: anthropological and historical perspectives*. New Haven (CT): Yale University Press.
- CHARLES, M., E. FORSTER, M. WALLACE & G. JONES. 2015. “Nor ever lightning char thy grain”: establishing archaeologically relevant charring conditions and their effect on glume wheat grain morphology. *STAR: Science & Technology of Archaeological Research* 1: 1–6. <https://doi.org/10.1179/2054892315Y.0000000008>
- DENG, Z., D.Q. FULLER, X. CHU, Y. CAO, Y. JIANG, L. WANG & H. LU. 2020. Assessing the occurrence and status of wheat in late Neolithic central China: the importance of direct AMS radiocarbon dates from Xiazhai. *Vegetation History and Archaeobotany* 29: 61–73. <https://doi.org/10.1007/s00334-019-00732-7>
- FULLER, D.Q. & M. ROWLANDS. 2011. Ingestion and food technologies: maintaining differences over the long-term in West, South and East Asia, in T.C. Wilkinson, S. Sherratt & J. Bennet (ed.) *Interweaving worlds: systematic interactions in Eurasia, 7th to the 1st millennia BC*: 37–60. Oxford: Oxbow.
- FULLER, D.Q. *et al.* 2014. Convergent evolution and parallelism in plant domestication revealed by an expanding archaeological record. *Proceedings of the National Academy of Sciences USA* 111: 6147–52. <https://doi.org/10.1073/pnas.1308937110>
- FULLER, D.Q., S. COLLEDGE, C. MURPHY & C. STEVENS. 2017. Sizing up cereal variation: patterns in grain evolution revealed in chronological and geographical comparisons, in J. Fernández Eraso, J.A. Mujika Alustiza, Á. Arrizabalaga Valbuena & M. García Díez (ed.) *Miscelánea en homenaje a Lydia Zapata Peña* (1965–2015): 131–49. Bilbao: Universidad Del País Vasco.
- GONG, Y. *et al.* 2011. Investigation of ancient noodles, cakes, and millet at the Subeixi Site, Xinjiang, China. *Journal of Archaeological Science* 38: 470–79. <https://doi.org/10.1016/j.jas.2010.10.006>
- GOODMAN, M.M. & W.L. BROWN. 1988. Races of corn, in G.F. Sprague & J.W. Dudley (ed.) *Corn and corn improvement* (Agronomy 18): 33–79. Madison: Soil Science Society of America. <https://doi.org/10.2134/agronmonogr18.3ed.c2>
- HAN, J. 2015. The discussion on the development and evolution of tripod pottery *ding* in Neolithic China. *Archaeology (Kaogu)* 1: 69–79 (in Chinese).
- HARLAN, J.R., J.M.J. DE WET & E.G. PRICE. 1973. Comparative evolution of cereals. *Evolution* 27: 311–25.
- HUNT, H.V. *et al.* 2013. Waxy phenotype evolution in the allotetraploid cereal broomcorn millet: mutations at the *GBSSI* locus in their functional and phylogenetic context. *Molecular Biology and Evolution* 30: 109–22. <https://doi.org/10.1093/molbev/mss209>
- HUNT, H.V., A. RUDZINSKI, H. JIANG, R. WANG, M.G. THOMAS & M.K. JONES. 2018. Genetic evidence for a western Chinese origin of broomcorn millet (*Panicum miliaceum*). *The*

- Holocene* 28: 1968–78.  
<https://doi.org/10.1177/0959683618798116>
- HUNT, H.V., H. JIANG, X. LIU, D.L. LISTER, Y. ABUDURESULE, W. LI & M.K. JONES. 2024. Did crops expand in tandem with culinary practices from their region of origin? Evidence from ancient DNA and material culture. *Antiquity* 397: 12–29. <http://doi:10.15184/aqy.2023.197>
- JONES, M., H. HUNT, E. LIGHTFOOT, D. LISTER, X. LIU & G. MOTUZAITE-MATUZEVICIUTE. 2011. Food globalization in prehistory. *World Archaeology* 43: 665–75.  
<https://doi.org/10.1080/00438243.2011.624764>
- JONES, G. *et al.* 2021. The origins of agriculture: intentions and consequences. *Journal of Archaeological Science* 125: 105290.  
<https://doi.org/10.1016/j.jas.2020.105290>
- KISTLER, L. *et al.* 2018. Multiproxy evidence highlights a complex evolutionary legacy of maize in South America. *Science* 362: 1309–13.  
<http://doi.org/10.1126/science.aav0207>
- LI, S. 2009. The cultural interaction in the marginal regions of Huaxia: a case study on the pottery *Li* along the west area of the Great Wall, in S. Li (ed.) *Prehistoric cultural evolution in northwest China*: 176–99. Beijing: Cultural Relics Press (in Chinese).
- LIU, X. & R.E. REID. 2020. The prehistoric roots of Chinese cuisines: mapping staple food systems of China, 6000 BC–220 AD. *PLoS ONE* 15: e0240930.  
<https://doi.org/10.1371/journal.pone.0240930>
- LIU, X. *et al.* 2016. The virtues of small grain size: potential pathways to a distinguishing feature of Asian wheats. *Quaternary International* 426: 107–19.  
<https://doi.org/10.1016/j.quaint.2016.02.059>
- LIU, X., G. MOTUZAITE MATUZEVICIUTE & H.V. HUNT. 2018. From a fertile idea to a fertile arc: the origins of broomcorn millet 15 years on, in E. Lightfoot, X. Liu & D.Q. Fuller (ed.) *Far from the hearth: essays in honour of Martin K. Jones*: 285–301. Cambridge: McDonald Institute for Archaeological Research.  
<https://doi.org/10.17863/CAM.38312>
- LIU, X. *et al.* 2019. From ecological opportunism to multi-cropping: mapping food globalization in prehistory. *Quaternary Science Reviews* 206: 21–8.  
<https://doi.org/10.1016/j.quascirev.2018.12.017>
- LONG, T., C. LEIPE, G. JIN, M. WAGNER, R. GUO, O. SCHRÖDER & P.E. TARASOV. 2018. The early history of wheat in China from 14C dating and Bayesian chronological modelling. *Nature Plants* 4: 272–9.  
<https://doi.org/10.1038/s41477-018-0141-x>
- MAKIBAYASHI, K. 2008. The formation and transformation of farming culture in the Chinese Neolithic studied from the perspective of farming tools, processing tools and cooking tools in the Yellow and Yangtze River, in M. Kinoshita, M. Mori & M. Yasuda (ed.) *The cultural structure of East Asia and its development in Japan*: 31–73. North Kyushu: North Kyushu China Bookstore (in Japanese).
- MÄRKLE, T. & M. RÖSCH. 2008. Experiments on the effects of carbonization on some cultivated plant seeds. *Vegetation History and Archaeobotany* 17: 257–63.  
<https://doi.org/10.1007/s00334-008-0165-7>
- MCLEAN, J.E. 2012. Steppe, seed, & supper: an ethnoarchaeological approach to plant foodways in Kazakhstan. Unpublished Masters dissertation, University of Pennsylvania.
- MOTUZAITE-MATUZEVICIUTE, G., H.V. HUNT & M.K. JONES. 2012. Experimental approaches to understanding variation in grain size in *Panicum miliaceum* (broomcorn millet) and its relevance for interpreting archaeobotanical assemblages. *Vegetation History and Archaeobotany* 21: 69–77.  
<https://doi.org/10.1007/s00334-011-0322-2>
- MOTUZAITE-MATUZEVICIUTE, G., R.A. STAFF, H.V. HUNT, X. LIU & M.K. JONES. 2013. The early chronology of broomcorn millet (*Panicum miliaceum*) in Europe. *Antiquity* 87: 1073–85.  
<http://doi.org/10.1017/S0003598X00049875>
- MOTUZAITE-MATUZEVICIUTE, G., B. MIR-MAKHAMAD & R.N. SPENGLER III. 2021. Interpreting diachronic size variation in prehistoric Central Asian cereal grains. *Frontiers in Ecology and Evolution* 9.  
<https://doi.org/10.3389/fevo.2021.633634>
- RTCHEY, M.M. *et al.* 2022. The wind that shakes the barley: the role of East Asian cuisines on barley grain size. *World Archaeology* 53: 287–304.  
<https://doi.org/10.1080/00438243.2022.2030792>
- SAGE, R.F. & M. STATA. 2015. Photosynthetic diversity meets biodiversity: the C<sub>4</sub> plant example. *Journal of Plant Physiology* 172: 104–19.  
<https://doi.org/10.1016/j.jplph.2014.07.024>
- SAKAMOTO, S. 1996. Glutinous-endosperm starch food culture specific to eastern and southeastern

- Asia, in R. Ellen & K. Fukui (ed.) *Redefining nature: ecology, culture and domestication*: 215–31. London: Routledge.
- SEGIZBAULY, K. 2011. *Traditions of the Kazakhstan dastarkhan*. Almaty: Atamura.
- SONG, J., Z. ZHAO & D.Q. FULLER. 2013. The archaeobotanical significance of immature millet grains: an experimental case study of Chinese millet crop processing. *Vegetation History and Archaeobotany* 22: 141–52. <https://doi.org/10.1007/s00334-012-0366-y>
- SONG, J., Y. GAO, L. TANG, Z. ZHANG, M. HAYASHI TANG, H. XU & H. LU. 2021. Farming and multi-resource subsistence in the third and second millennium BC: archaeobotanical evidence from Karuo. *Archaeological and Anthropological Sciences* 13. <https://doi.org/10.1007/s12520-021-01281-9>
- SPENGLER, R.N. 2015. Agriculture in the central Asian bronze age. *Journal of World Prehistory* 28: 215–53. <https://doi.org/10.1007/s10963-015-9087-3>
- SPENGLER, R., M. FRACHETTI, P. DOUMANI, L. ROUSE, B. CERASETTI, E. BULLION & A. MAR'YASHEV. 2014. Early agriculture and crop transmission among Bronze Age mobile pastoralists of Central Eurasia. *Proceedings of the Royal Society B: Biological Sciences* 281: 20133382. <https://doi.org/10.1098/rspb.2013.3382>
- STEVENS, C.J. 2003. An investigation of agricultural consumption and production models for prehistoric and Roman Britain. *Environmental Archaeology* 8: 61–76. <https://doi.org/10.1179/env.2003.8.1.61>
- STEVENS, C.J., G. SHELACH-LAVI, H. ZHANG, M. TENG & D.Q. FULLER. 2021. A model for the domestication of *Panicum miliaceum* (common, proso or broomcorn millet) in China. *Vegetation History and Archaeobotany* 30: 21–33. <https://doi.org/10.1007/s00334-020-00804-z>
- TSEHAYE, Y., T. BERG, B. TSEGAYE & T. TANTO. 2006. Farmers' management of finger millet (*Eleusine coracana* L.) diversity in Tigray, Ethiopia and implications for on-farm conservation. *Biodiversity & Conservation* 15: 4289–308. <https://doi.org/10.1007/s10531-005-3581-3>
- VAN DER VEEN, M. 2007. Formation processes of desiccated and carbonized plant remains—the identification of routine practice. *Journal of Archaeological Science* 34: 968–90. <https://doi.org/10.1016/j.jas.2006.09.007>
- VON FALKENHAUSEN, L. 2006. *Chinese society in the age of Confucius (1000–250 BC): the archaeological evidence*. Los Angeles: Cotsen Institute of Archaeology.
- XIAO, Q., X. HU, ALIP, H. RAO, M. REN & Y. YANG. 2020. Investigation of the food remains from Bizili cemetery found in Luopu County, Xinjiang. *Quaternary Study (Disiji Yanjiu)* 40(2): 441–9 (in Chinese). Xinjiang Uighur Autonomous Region Museum (XUARM), Xinjiang Institute of Archaeology (XIA). 2001. *Sampula in Xinjiang of China: revelation and study of ancient Khotan civilizations*. Urumqi: Xinjiang People's Publishing House (Xinjiang Renmin Chubanshe) (in Chinese).
- YU, J. 2012. Prehistoric millet crops from Xinjiang. *The Western Regions Studies (Xiyu Yanjiu)* 3: 71–5 (in Chinese).
- ZOHARY, D. & M. HOPF. 2000. *Domestication of plants in the Old World: the origin and spread of cultivated plants in West Asia, Europe and the Nile Valley*. Oxford: Oxford University Press.