
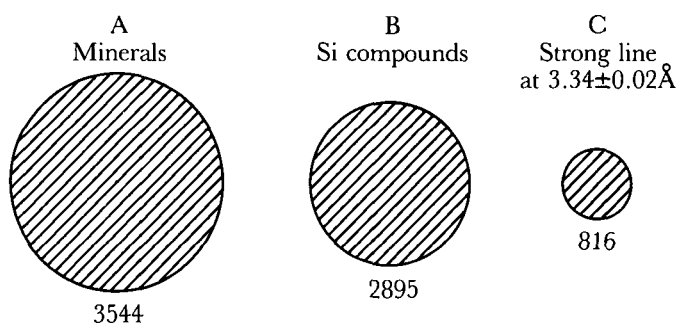


PC-PDF

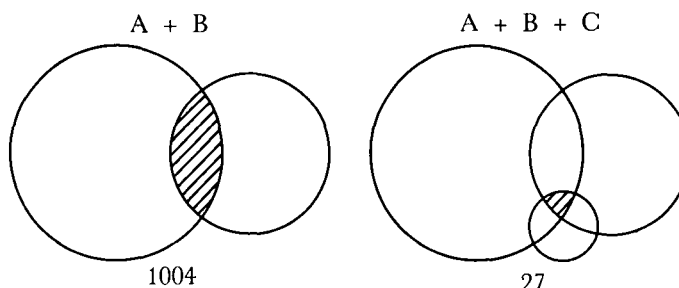
The Powder Diffraction File on CD-ROM



Search on key fields within the data base.



Search on combinations of fields.




Display results within seconds.

PC-PDF, a low cost personal computer based system, makes the entire Powder Diffraction File available on a single CD-ROM disk... and, through use of optimum packing and access algorithms, displays results within seconds.

- Use with an IBM-XT or equivalent system.
- Annually updated disks will be made from the full data base and will include all additions and corrections.
- Space saving: One disk contains data equivalent to a file cabinet full of Data Cards.


You can now enhance your present system for search, retrieval and display. For additional descriptive material and ordering information, contact:

JCPDS-International Centre for Diffraction Data
1601 Park Lane, Swarthmore, PA 19081-2389 USA
(215)328-9400 Telex: 847170



PD24

From now on all other powder diffractometers will be measured against this one.



It's the new Philips PW1800.

It's the most advanced system of its type available anywhere. It's also the most versatile and the easiest to operate.

It's designed for easy, automatic measurement of a wide range of sample types in a variety of forms and quantities including powders, clays, pastes and filters. Built-in electronics control and supervise all diffractometry functions to assure reliability. What's more, the PW1800 actually monitors itself to see that it is functioning properly. And alerts the operator if it senses trouble ahead. In fact, everything about this new system has been engineered to simplify operation.

Even its appearance underscores its uniqueness. It's totally enclosed, totally integrated to assure complete radiation and contamination protection. Which means it can be installed safely and quickly in the laboratory or on the production line.

And among the things you don't see in this unique system is the newly developed, permanently-aligned goniometer that combines ease of operation with high precision and outstanding analytical performance. Built-in robotics for sample handling. And a new, highly-efficient generator that not only requires less space, but actually reduces power consumption as well.

It's the new Philips PW1800. It's the new standard of the industry. And it's backed by the worldwide support resources of the Philips organization.

For complete details, contact:

Philips Electronic Instruments, Analytical X-Ray Group,
85 McKee Drive, Mahwah, NJ 07430, Tel. (201) 529-3800.

(Outside U.S.A.) Philips Scientific & Analytical Equipment,
Industrial & Electro-acoustic Systems, Lelyweg 1,
7602 EA Almelo, The Netherlands. Tel (31) 5490-39911.



PHILIPS

PD25

Rigaku's Rotating Anode X-ray Generator Systems...

**high power at an
affordable price !**



Rigaku's high powered, high brilliance x-ray generators are engineered to meet the ever increasing demands of the analyst. Our RU-200 and RU-300 series are state-of-the-art — the RU-200 provides up to 12kW (60kV, 200 mA) of power output; the RU-300, up to 18kW (60kV, 300 mA). Both units provide up to 12kW of brilliance with a power density of 12kW/mm² using a 0.1 x 1mm focal spot size.

They feature turbo molecular pumping vacuum systems and magnetic rotary shaft vacuum seals resulting in high performance, high reliability and reduced maintenance. Both series offer a comprehensive selection of target materials and foci using demountable rotating anode and cathode assemblies. Total flexibility is provided through a broad range of configurations.

Rigaku's expertise in the design and manufacture of x-ray sources is unsurpassed. For more information about the only high-powered, low-cost systems available on the market today, give us a call.

X-ray... our only business !

Rigaku

Rigaku / USA, Inc. • Northwoods Business Park • Suite #190
200 Rosewood Drive • Danvers, MA 01923 • (617) 777-2446



D/Max-B Wide Angle Diffraction System with IBM System/2