

Subscription Requests

Free Subscriptions

Individuals requesting subscriptions, or wishing to change their address, should contact MTsubscriptions at: AssociationManagement@microscopy.org

Subscription Policies

- Microscopists in the United States are eligible for gratis mail subscriptions.
- Microscopists in Canada and Mexico may subscribe to the print edition for \$25US.
- Microscopists in the rest of the world may subscribe to the print edition for \$35US.
- Microscopists outside the United States may request gratis email alerts to the digital edition.
- Microscopists anywhere in the world may view the digital edition at the *Microscopy Today* website shown at the bottom of this page.

Digital Edition

- The digital edition is an exact replica of the print edition, advertisements and all.
- Features include dynamic pages with live webpage and email links, a word-level search function, and variable page magnification to enlarge both text and figures.

Typical Content

Microscopy Today has articles about:

- Innovative instruments and methods
- Applications in various fields
- Hints and tips for novices and experts
- Protocols in microscopy and microanalysis
- Microscopy facilities descriptions
- Meetings and courses
- Success stories in microscopy education
- Historical microscopy and pioneers
- Industry news and product news
- Humorous situations
- Opinions of our readers

Subscription Customer Service

To change your address or your subscription profile, call 703-234-4115 or send an email request to associationmanagement@microscopy.org.

Index to Advertisers

Alluxa, Inc. (www.alluxa.com)	39
Coxem Co. Ltd. (www.coxem.com)	49
Dectris (www.dectris.com)	9
Diatome (www.emsdiasum.com)	4
Duniway Stockroom (www.duniway.com)	61
EDAX (www.edax.com)	27
Electron Microscopy Sciences (www.emsdiasum.com)	6
emc2020 (www.emc2020.eu)	71
Focus e-Beam Technology (www.focus-ebeam.com)	19
Geller MicroAnalytical (www.gellermicro.com)	53
Hitachi High Technologies, Nanotechnology (www.hitachi-hhta.com).....	Inside front cover
HORIBA Scientific (www.horiba.com/microscopy)	37
JEOL USA (www.jeolusa.com)	Outside back cover
Kammrath Weiss (www.kammrath-weiss.com).....	47
Lumencor, Inc. (www.lumencor.com)	36
M.E. Taylor Engineering (www.semsupplies.com)	17
MEO Engineering Company (www.fibsemproducts.com)...	53
Minitool, Inc. (www.minitoolinc.com)	61
minus k TECHNOLOGY (www.minusk.com).....	49
MTU (www.mtu.edu)	71
Oregon Physics (www.oregon-physics.com).....	39
Park Systems (www.parksystems.com)	55
Physik Instrumente (www.pi-usa.us)	10
Ted Pella, Inc. (www.tedpella.com)	Inside back cover, 49
TESCAN (www.tescan-usa.com)	11
TGS Technologies, LLC (www.tgstechologies.net)	71
tousimis (www.tousimis.com).....	17
TSS Microscopy (www.tssmicroscopy.com)	47
XEI Scientific (www.evactron.com)	46

Providing Microscopy Supplies and Specimen Preparation Equipment to Our Valued Customers for Over Half a Century




SBEM Tools & Supplies
VolumeScope Pin Stub, Storage, Tweezers & Colloidal Silver Paint



NEW PELCO® Precision Thinning Tools




Cryo-EM Tools & Accessories
Large Dewars, Foam Dewars, Grid Boxes & Grippers



PELCO® Modular SEM Holders & Mounts



Products for Specimen Thinning in Preparation for Electron Microscopy



Quantifoil® TEM Substrates



Cressington Coating Systems
Carbon Evaporation & Metal Sputtering



NEW PELCO® Precision Low Speed Saw


Compact and multipurpose, designed to cut a wide variety of materials with minimal subsurface damage



PELCO BioWave® Pro+ Microwave Tissue Processor




www.tedpella.com sales@tedpella.com 800-237-3526



Benchtop SEM



Variable Pressure SEM



Field Emission SEM

2020 INSIGHT AND INNOVATION

Smart, Flexible, Powerful Electron Microscopes

From macro to nano - and beyond to the pico scale - JEOL offers the latest technology for advancing research in materials and life sciences.


Come see JEOL's latest innovations in sample preparation and electron microscopy solutions to better characterize your materials. Image the latest generation of nanomaterials, view their elemental composition in real time, capture biological details, or pinpoint quality problems quickly.

Let JEOL experts help you make the right decisions. JEOL provides valuable applications support, comprehensive training, and award-winning service for the long lifetime of our instruments.



Tell us about your application and need - we'll help you find the right solution.
www.jeolusa.com/JEOL2020

www.jeolusa.com • salesinfo@jeol.com • 978-535-5900



120kV S/TEM

L. Duraine - Howard Hughes Medical Inst.



200-300kV Atomic Resolution TEM

J. Schwarz - Univ, Vermont



200-300kV CryoEM

D. Bhella - SCMI

M. Kim - Univ. Texas at Dallas