

Evaluation of imazapic and flumioxazin carryover risk for Carinata (*Brassica carinata*) establishment

Research Article

Cite this article: Camacho ME, Gannon TW, Ahmed KA, Mulvaney MJ, Heitman JL, Amoozegar A, Leon RG (2022) Evaluation of imazapic and flumioxazin carryover risk for Carinata (*Brassica carinata*) establishment. *Weed Sci.* **70**: 503–513. doi: [10.1017/wsc.2022.27](https://doi.org/10.1017/wsc.2022.27)

Received: 19 January 2022

Revised: 14 April 2022

Accepted: 5 May 2022

First published online: 11 May 2022

Associate Editor:







Timothy L. Grey, University of Georgia

Keywords:

Crop rotation; herbicide; plant-back; rotation interval

Author for correspondence:

Ramon G. Leon, Department of Crop and Soil Sciences, Center for Environmental Farming Systems, and Genetic Engineering and Society Center, North Carolina State University, 4402C Williams Hall, Raleigh, NC 27695.
Email: rlleon@ncsu.edu

Manuel E. Camacho¹ , Travis W. Gannon² , Khalied A. Ahmed³,
Michael J. Mulvaney⁴ , Joshua L. Heitman⁵ , Aziz Amoozegar⁶  and
Ramon G. Leon⁷ 

¹Graduate Student, Department of Crop and Soil Sciences, North Carolina State University, Raleigh, NC, USA; current: Centro de Investigaciones Agronómicas (CIA), Universidad de Costa Rica, San Pedro, Costa Rica; ²Associate Professor, Department of Crop and Soil Sciences, North Carolina State University, Raleigh, NC, USA; ³Research Associate, Department of Crop and Soil Sciences, North Carolina State University, Raleigh, NC, USA; ⁴Associate Professor, Department of Plant and Soil Sciences, Mississippi State University, Starkville, MS, USA; ⁵Professor and University Faculty Scholar, Department of Crop and Soil Sciences, North Carolina State University, Raleigh, NC, USA; ⁶Professor, Department of Crop and Soil Sciences, North Carolina State University, Raleigh, NC, USA and ⁷Professor and University Faculty Scholar, Department of Crop and Soil Sciences, Center for Environmental Farming Systems, and Genetic Engineering and Society Center, North Carolina State University, Raleigh, NC, USA

Abstract

Carinata (*Brassica carinata* A. Braun) is a potential crop for biofuel production, but the risk of injury resulting from carryover of soil herbicides used in rotational crops is of concern. The present study evaluated the carryover risk of imazapic and flumioxazin for carinata. Label rates of imazapic (70 g ai ha⁻¹) and flumioxazin (107 g ai ha⁻¹) were applied 24, 18, 12, 6, and 3 mo before carinata planting (MBP). The same herbicides were applied preemergence right after carinata planting at 1X, 0.5X, 0.25X, 0.125X, 0.063X, and 0X the label rate. When either herbicide was applied earlier than 3 MBP, there was no difference in plant density compared with the nontreated control. Carinata damage was <25% when flumioxazin or imazapic was applied at least 6 MBP in Clayton, NC (sandy loam soil), while in Jackson Springs, NC (coarser-textured soil and higher precipitation), at least 12 MBP were needed to lower plant damage to <25%. Preemergence application of 0.063X each herbicide decreased plant density by 40%, with damage reaching >25%. Quantification of herbicide residues in both soils showed that imazapic moved deeper in the soil profile than flumioxazin. This was more evident in Jackson Springs, where 0.68, 3.52, and 7.77 ng of imazapic g⁻¹ soil were detected (15- to 20-cm depth) when the herbicide was applied at 12, 6 and 3 MBP, respectively, while no flumioxazin residues were detected at the same soil depths and times. When residues were 7.78 and 6.90 ng herbicide g⁻¹ soil in the top 10 cm of soil for imazapic and flumioxazin, respectively, carinata exhibited at least 25% damage. Rotational intervals to avoid imazapic and flumioxazin damage to carinata should be between 6 and 12 MBP depending on soil type and environmental conditions, with longer intervals for the former than the latter.

Introduction

Carinata (*Brassica carinata* A. Braun) was originally cultivated in northeast Africa and was recently introduced into other countries, including Canada (Rakow and Getinet 1998), Australia, New Zealand (Rahman et al. 2018), Italy (Cardone et al. 2003), Spain (Gasol et al. 2007; Martínez-Lozano et al. 2009), and India (Thakur et al. 2019). This crop has become a prospective winter rotational crop for the southeastern region of the United States due to its potential use for livestock feed and large-scale biofuel production (Kumar et al. 2020; Mulvaney et al. 2019). This crop presents desirable agronomic characteristics such as abiotic stress tolerance, the potential to grow during the winter under southeastern U.S. climatic conditions, and seed-shattering resistance, which increases harvest efficiency (Kumar et al. 1984; Rakow and Getinet 1998; Raman et al. 2017; Yang et al. 2010; Zanetti et al. 2013). In addition, compared with other oilseed species, carinata seeds present higher quantities of long-chain fatty acids (e.g., erucic acid), which are preferred to generate high-energy fuels with less energy input (Kumar et al. 2020; Mulvaney et al. 2019). Due to carinata's recent introduction as a rotational winter crop in the United States, there is limited information about the agronomic practices needed to attain high yields sustainably (Mulvaney et al. 2019). Specifically, there are few reports about weed control and carinata tolerance to herbicides (Ethridge et al. 2021; Leon et al. 2017).

Weed pressure and management are among the main challenges for ensuring productive and profitable cropping systems (Bridges 1994). In the United States, herbicides have become the most commonly used tool to address these problems, due to their effectiveness and ease of

© The Author(s), 2022. Published by Cambridge University Press on behalf of the Weed Science Society of America. This is an Open Access article, distributed under the terms of the Creative Commons Attribution licence (<http://creativecommons.org/licenses/by/4.0/>), which permits unrestricted re-use, distribution and reproduction, provided the original article is properly cited.



Table 1. Selected soil physical properties assessed for two different locations in North Carolina.

Site	Horizon	Depth	Bulk density	Total porosity	K_s^a	Clay	Silt	Sand
		cm	$g\ cm^{-3}$	$cm^3\ cm^{-3}$	$cm\ h^{-1}$		%	
Clayton	Ap	0–29	1.65	0.38	0.72	4	8	88
	Bt	29–60	1.52	0.42	0.53	44	8	48
Jackson Springs	Ap	0–30	1.41	0.47	23.67	6	5	89
	E	30–58	1.67	0.37	15.93	6	5	89

^a K_s , saturated soil hydraulic conductivity.

implementation. However, the persistence of herbicide residues in soil and potential carryover (Hollaway et al. 2006; Palhano et al. 2018) that could result in toxicity and rotational crop yield losses (Rector et al. 2020) are important concerns for growers considering alternative crops. This is especially true when there are knowledge gaps about plant-back restrictions, which is the case for carinata.

Currently in the southeastern United States, crop rotations include soybean [*Glycine max* (L.) Merr.], peanut (*Arachis hypogaea* L.), and cotton (*Gossypium hirsutum* L.) grown from spring to fall (Johnson et al. 2001). In these rotational systems, the preemergence herbicides imazapic, an acetolactate synthase (ALS) inhibitor, and flumioxazin, a protoporphyrinogen oxidase (PPO) inhibitor, have been widely used for effective control of dicotyledonous weed species to maintain target crop yields (Berger et al. 2012; Ferrell and Vencill 2003a; Matocha et al. 2003). Although PPO inhibitors have low residuality, depending on application timing in summer crops, this class of herbicides can potentially affect the following winter crops. In the southern United States, flumioxazin can be applied relatively late in the spring or early summer in double-crop soybeans (Hay et al. 2019), as well as postemergence layby in cotton (Ferrell et al. 2007; Ferrell and Vencill 2003b). These late applications might not allow enough time for herbicide degradation, resulting in increased carryover risk for winter crops (Price et al. 2020). For instance, plant damage and yield reduction have been reported in cotton due to imazapic carryover after peanut production (York et al. 2000). However, their use in the southeastern United States has increased to complement herbicide programs that require controlling weed species that have evolved resistance to ALS-inhibiting herbicides and glyphosate (Scarabel et al. 2007; Steckel 2007). With ALS inhibitors, growers suspected that uneven carinata stands and plant damage, including stunting, chlorosis, and flower abortion, in fields previously treated with imazapic and chlorimuron could be due to carryover.

To address growers' concerns about the limited information available on the risk of herbicide carryover for carinata, particularly for imazapic and flumioxazin, we conducted the present study focusing on three objectives: (1) assess the potential carryover risk of two residual herbicides (imazapic and flumioxazin) for carinata establishment, (2) characterize the movement and behavior of imazapic and flumioxazin in the soil, and (3) relate soil herbicide concentration with carinata planting and establishment safety.

Materials and Methods

Carryover Study

Field Experiment

Field experiments were conducted between 2017 and 2019 at the Central Crop Research Station in Clayton, NC, USA (35.670°N, 78.490° W) and the Sandhills Research Station in Jackson Springs, NC, USA (35.186° N, 79.669°W). Soils series were

Norfolk loamy sand (fine-loamy, kaolinitic, thermic Typic Kandiodults) and Candor sand (sandy, kaolinitic, thermic Grossarenic Kandiodults), respectively. The Norfolk loamy sand in Clayton had an Ap horizon (i.e., surface soil layer; 0- to 29-cm depth) with loamy sand, pH 5.1, and 0.41% total carbon (TC), and a Bt horizon (i.e., subsurface layer; 29 to 60 cm) with clay texture, pH 5.2, and 0.24% TC. The Candor sand in Jackson Springs had an Ap horizon (0 to 30 cm) with sand texture, pH 5.8, and 1.5% TC, and an E horizon (i.e., mineral subsurface layer; 30 to 58 cm) sand texture, pH 4.6, and 0.1% TC (Table 1).

Daily average values for solar radiation, air and soil temperatures, evapotranspiration, and precipitation were obtained from the automatic weather stations (ECONET, North Carolina State Climate Office) that were located within 1 km from each experimental site (Figure 1).

Risk of carinata damage due to carryover was studied using imazapic (Cadre[®], BASF, Research Triangle Park, NC, USA) and flumioxazin (Valor[®] SX, Valent U.S.A., Walnut Creek, CA, USA). Imazapic (70 g ai ha⁻¹) and flumioxazin (107 g ai ha⁻¹) were applied to bare ground at 24, 18, 12, 6, and 3 mo before carinata planting (MBP). The area was maintained fallow with regular glyphosate applications. Herbicides were applied using a CO₂-pressurized backpack sprayer with flat-fan spray nozzles (XR11002VS, TeeJet[®], Spraying Systems, Wheaton, IL, USA). This equipment was calibrated to deliver 187 L ha⁻¹ of solution at 214 kPa of pressure. A nontreated control was included for comparison. Herbicides were incorporated with 1 cm of overhead irrigation in Jackson Springs the same day of the application. In Clayton, applications were done to incorporate the herbicide with rainfall events occurring within 48 h after application.

Each individual treatment was applied to 9-m² plots. The plots were planted with 100 seeds of carinata 'Avanza 641' along a 1.0-m-long furrow in the middle of the plot. Stand counts were performed 30, 57, and 103 d after planting (DAP) to evaluate the effect of herbicide carryover on crop emergence and survival. The field trial was conducted as a randomized complete block design with four replications in both locations.

Greenhouse Bioassay

One week after planting carinata, two undisturbed soil cores (4.5-cm diameter and 61-cm length) were taken from each plot and inserted in clear polyethylene sleeves using a hydraulic probe equipped with a quick-release cutting head (Giddings Machine, Windsor, CO, USA). Soil cores were separated into two groups: (1) cores for greenhouse bioassays and (2) cores for further herbicide residue analysis. Both groups were stored separately at -12 C until analysis. Bioassays were conducted as randomized complete block designs with four replications using cores from Clayton and Jackson Springs.

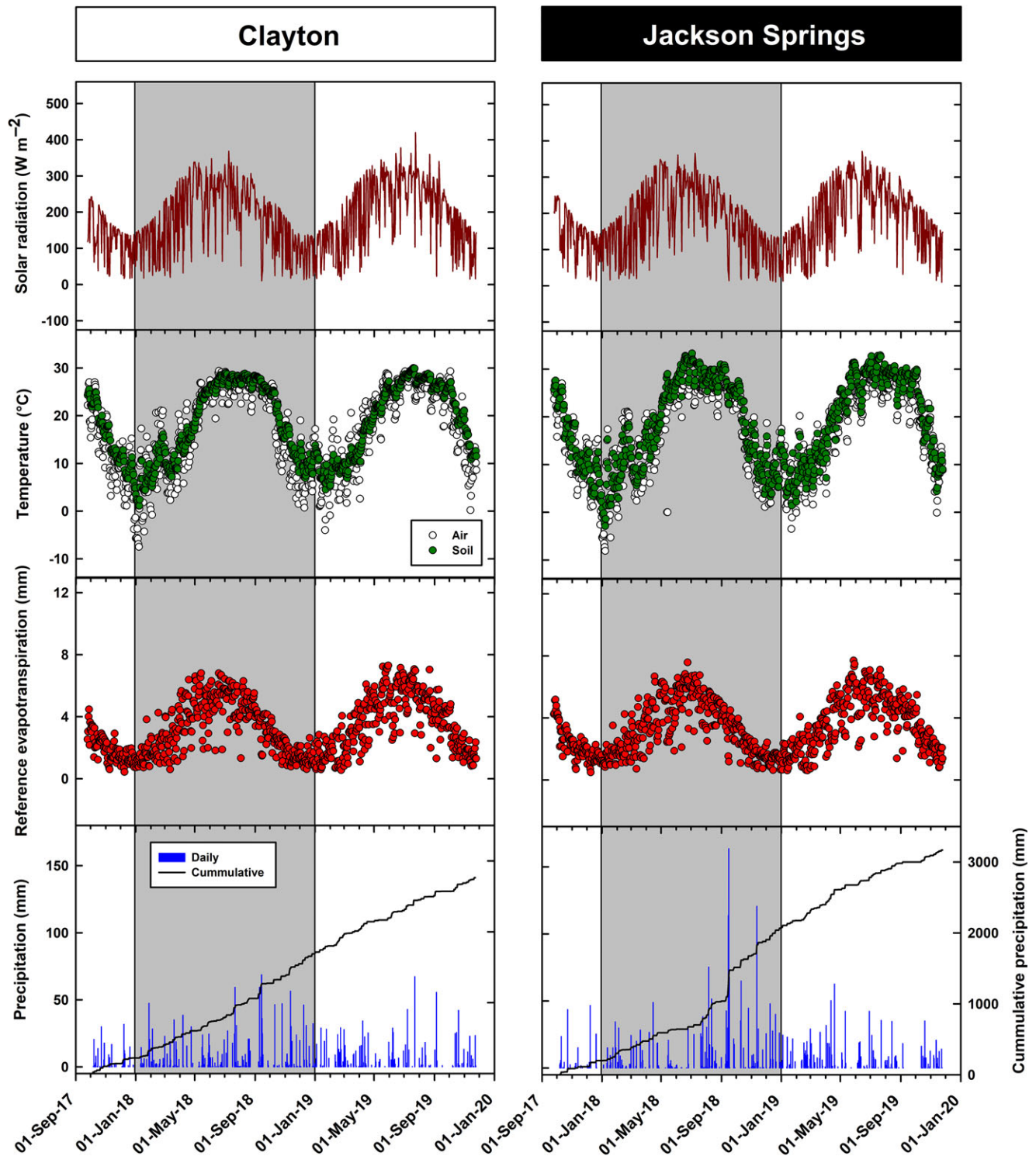


Figure 1. Soil and climatic variables assessed for two different locations in North Carolina where *carinata* trials were conducted during a period of 2 yr. Data points and bars represent daily average values. Data were collected from the first application at 24 mo before planting until soil core collection.

Soil cores from the first group were transferred to the greenhouse at 102 d after collection, placed horizontally, and fixed to a specially designed bench to avoid rolling. A 2-cm-wide opening was carefully cut along the sleeves without disturbing the soil using a Dremel tool (Dremel, Racine, WI, USA). A 0.5-cm-deep furrow was dug into the exposed soil, and *carinata* seeds were planted every 2 cm, starting from 0-cm depth to the end of the core. Soil cores were irrigated three times

per day to maintain soil moisture at favorable levels for seed germination and plant growth. Daily mean temperature in the greenhouse was 24 C and ranged from 19 to 29 C.

Plant damage due to herbicide residues was visually estimated at 45 DAP. Three variables were evaluated: (1) closest distance from the soil surface in which damage was observed, (2) farthest distance from the soil surface in which damage was observed,

and (3) visually estimated plant damage in the region between the closest and the farthest distance from the soil surface where damage was observed, with 0% = no damage, 50% = deformed, and 100% = missing or dead seedling.

Preemergence Herbicide Rate Study

Parallel to the first study, a second field experiment and greenhouse bioassay were conducted to evaluate the effect of decreasing rates of flumioxazin and imazapic in carinata when applied pre-emergence. These experiments were conducted as previously described for the carryover study, but imazapic and flumioxazin were applied at planting (0 MBP) at 1X, 0.5X, 0.25X, 0.125X, and 0.068X their recommended rates, 70 and 107 g ha⁻¹, respectively. In addition, soil cores were collected for the greenhouse bioassay and further herbicide residue analysis as described for the carryover study.

Herbicide Residues in Soils

A third study was conducted to evaluate flumioxazin and imazapic movement and behavior in soils from Clayton and Jackson Springs and further associate their soil residues with plant establishment and damage for carinata. This study was conducted using second group of soil cores taken from the field trials previously mentioned in both carryover and preemergence herbicide sections.

Soil Sample Preparation

Soil cores were moved to a lab bench and allowed to thaw for 8 h. These soil cores were horizontally dissected into four soil-depth segments: 0 to 5, 5 to 10, 10 to 15, and 15 to 20 cm. To avoid cross contamination, putty knives used for segmenting were decontaminated between cuts using ammonia:water (2:1 v/v) solution and dried using disposable paper towels. Each soil segment was homogenized by adding 200 g of pulverized dry ice and passing it through a soil grinder SA-45 with a 2.0-mm-sieve screen (Global Gilson, Lewis Center, OH, USA).

Herbicide Residue Analysis

Flumioxazin was extracted from corresponding samples by combining 20 g of processed soil with 25 ml of acetonitrile (Optima® LC/MS, Fisher Chemical, Fair Lawn, NJ, USA) in high-density polyethylene conical containers (225 ml). These containers were shaken for 45 min at 200 oscillations min⁻¹ in an orbital shaker (KS501, IKA Works, Wilmington, NC, USA) and further centrifuged for 10 min at 3,500 rpm (Allegra 6KR centrifuge, Beckman Coulter, Indianapolis, IN, USA). A 10-ml aliquot of supernatant was collected from each soil sample, and 1 ml of this aliquot was filtered using a 0.45-µm PTFE membrane (VWR International, Radnor, PA, USA). The aliquot was then analyzed using high-performance liquid chromatography–mass spectrometry (Agilent-6120 Infinity, Agilent Technologies, Wilmington, DE, USA) coupled with a rapid-resolution high-definition column (Agilent ZORBAX RRHD SB-C18, Agilent Technologies).

For imazapic extraction, the same protocol was implemented using 25 ml of methanol (Optima® LC/MS, Fisher Chemical) instead of acetonitrile. The corresponding analyte concentrations were quantified using peak area measurements (OpenLAB CDS ChemStation, v. C.01.04, Agilent Technologies). For flumioxazin, the limit of quantification was 2.03 ng g⁻¹ of dry soil, and the limit of detection was 1.01 ng g⁻¹ of dry soil; for imazapic, those limits were 0.67 and 0.34 ng g⁻¹ of dry soil, respectively. In addition, 20 g of soil were taken from each processed sample to estimate

gravimetric soil moisture content (g g⁻¹) following Topp and Ferré's (2002) procedures to report data on a dry soil mass basis.

Recovery values of the total herbicide applied were calculated for each soil sample analyzed, using the analyte amount extracted and nominal application rates (1X) for each herbicide: 70 and 107 g ha⁻¹ for imazapic and flumioxazin, respectively, and the decreasing fraction rates as mentioned in the preemergence herbicide rate application study. This calculation was performed using the following equation:

$$\% \text{ recovery} = \left[\frac{\text{Total analyte recovered per soil sample (ng)}}{\text{Total analyte applied per soil sample (ng)}} \right] \times 100 \quad [1]$$

The limits of quantification and detection were also expressed as recovery percentage of total applied. For flumioxazin, the limit of quantification was 1.36% and the limit of detection was 0.68% of total applied; for imazapic, those limits were 0.69% and 0.34% of total applied, respectively. Fortification recovery control of imazapic for soil samples ranged from 89% to 103% for Jackson Springs soil and from 93% to 99% for Clayton soil. The recovery controls of flumioxazin varied from 90% to 103% for Jackson Springs soils, and from 84% to 95% for Clayton soils.

Statistical Analysis

For the herbicide carryover study, an ANOVA was performed for plant density and damage using PROC GLIMMIX, where the factors location (L), herbicides (H), time of application (T), and their corresponding interactions were considered fixed effects, while factor block was considered random. Treatments were compared with the nontreated control using the Dunnett test with a significance level of $\alpha = 0.05$. Quadratic plateau models (nonlinear regression) were fit for herbicide carryover risk based on the results obtained from the greenhouse bioassay. Plant damage was selected as the dependent variable (y) and the herbicide time of application before planting (MBP) as the independent variable (x). These quadratic plateau models were fit as follows:

$$y = \begin{cases} y = a + bx + cx^2, & \text{if } x \leq x_0 \\ y_0 & , \text{if } x > x_0 \end{cases} \quad [2]$$

where a , b , and c are the intercept, the linear coefficient, and the quadratic coefficient, respectively; x_0 is the critical value occurring at the intersection of the quadratic response; and y_0 is the plateau.

An ANOVA was performed for plant density and damage within the preemergence herbicide application study using PROC GLIMMIX, where location (L), herbicide (H), and preemergence rate (R), and their corresponding interactions were considered fixed effects, while block was considered random. For the preemergence herbicide rate studies under both field and greenhouse conditions, quadratic plateau models (Equation 2) were fit for plant density and plant damage as dependent variables (y), and the independent variable (x) was preemergence rate (R).

For the herbicide residues assessed in the soil samples, an ANOVA was performed using PROC GLIMMIX, where location (L), herbicide (H), time of application before planting (MBP), soil depth (SD), and their corresponding interactions were considered fixed effects, while factor block was set up as random. Means were separated using the Bonferroni test with a significance level of $\alpha = 0.05$.

Plant damage and plant population data were combined by herbicide. Quadratic plateau models (Equation 2) were fit to describe the behavior of plant damage or plant density change in response

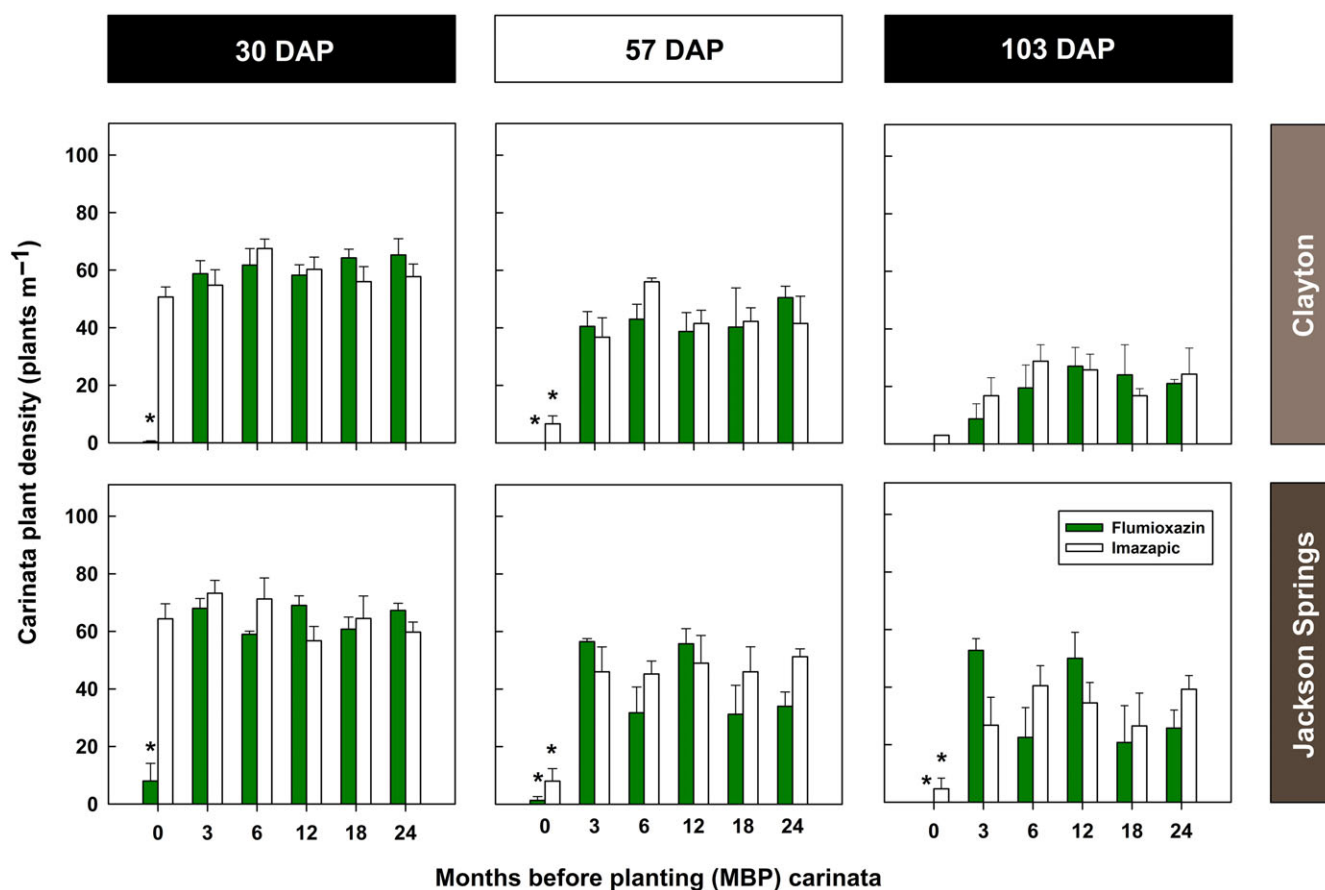


Figure 2. Carinata population density (plants per meter of row) in response to application interval (months before planting, MBP) using two herbicides at two locations in North Carolina. Evaluations were conducted 30, 57, and 103 d after carinata planting (DAP). Error bars represent the standard error of the mean ($n = 4$). An asterisk (*) indicates significant differences compared with the nontreated control according to a Dunnett test (P -value < 0.05). Imazapic and flumioxazin were applied at 70 and 107 g ha⁻¹, respectively.

to soil herbicide concentration (ng g⁻¹ of soil). From these models, maximum herbicide concentration thresholds were set at 25% carinata damage or population density reduction. This arbitrarily chosen percent is within the range of tolerable density reductions without impacting yield (Mulvaney et al. 2019), and plants suffering 25% damage tend to recover to levels of nontreated plants (Leon et al. 2017).

Data were analyzed with SAS (v. 9.4, SAS Institute, Cary, NC, USA). All regression models were fit using the package EASYNLS in R Studio (R v. 4.0.4, 2021-02-15) “Lost Library Book” (R Studio Team 2015), and further optimized using PROC NLIN in SAS.

Results and Discussion

Carryover Herbicide Effects on Carinata under Field and Greenhouse Conditions

Carinata crop stands under field conditions exhibited a decreasing trend during the three evaluations performed after planting. This behavior has been previously described for this plant species as “self-thinning” due to intraspecific competition among the emerged plants (Mulvaney et al. 2019; Seepaul et al. 2021). Reductions in population density are not necessarily a major problem for production, because carinata has a high degree of compensatory ability in response to density changes by modifying the level of branching of the plant. Thus, maximum yield can be achieved

under a large range of plant densities (Seepaul et al. 2021). High densities will have more plants with fewer branches and inflorescences, while low densities will result in plants with abundant branching and reproductive structures. Therefore, as long as growers use high planting densities, yield goals can still be achieved even if there is some level of reduction in carinata crop stand resulting from herbicide carryover. However, it is the combined effect of herbicides on plant density and plant damage that represents the greatest risk to production, as observed with imazapic in other rotational crops (e.g., corn [*Zea mays* L.] and cotton; Ulbrich et al. 2005; York et al. 2000). In this regard, imazapic residues and corresponding concentration thresholds for plant damage and reduction in plant density in the present study were similar to those reported in the literature for yield reductions in cotton with other herbicides of the imidazolinone family such as imazaquin (Barnes et al. 1989).

Carinata exhibited self-thinning, evidenced as reduction in plant density across treatments for Clayton (from 62 plants m⁻¹ at 30 DAP to 27 plants m⁻¹ at 103 DAP) and Jackson Springs (from 68 plants m⁻¹ at 30 DAP to 52 plants m⁻¹ at 103 DAP).

Flumioxazin applied preemergence (0 MBP) in both locations presented the lowest plant density at 30 DAP, 0.33 and 8 plants m⁻¹, respectively, which was considerably lower than the corresponding nontreated control (62 plants m⁻¹ in Clayton and 68 plants m⁻¹ in Jackson Springs; Dunnett test $P < 0.0001$). Interestingly, 27 d later (57 DAP), imazapic presented similar effects on plant density at both

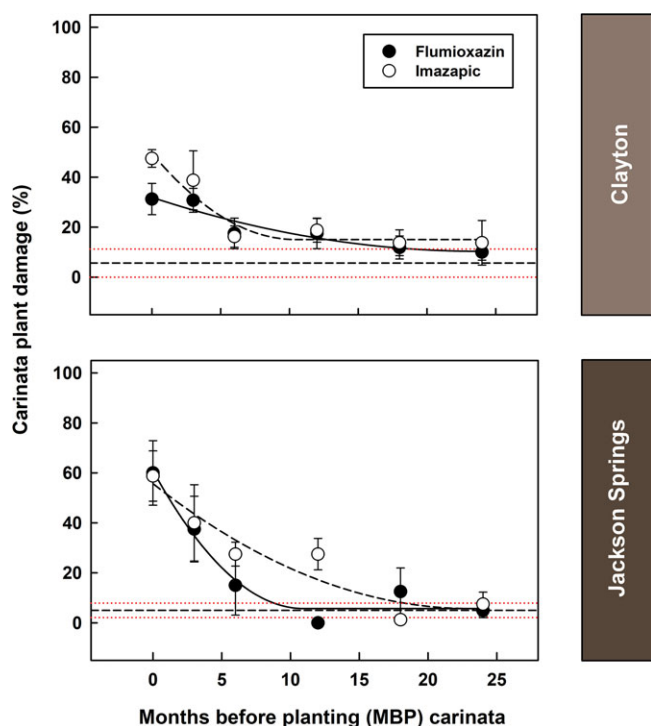


Figure 3. Plant damage from two locations in North Carolina in response to application interval before carinata planting using two herbicides in carinata. Black solid and dashed curved lines represent the best-fit model for imazapic and flumioxazin, respectively. Error bars represent the standard error of the mean ($n=4$). Horizontal dashed black line indicates the average plant damage (due to frost) observed in the nontreated control, and dotted red lines represent standard error.

locations. Thus, both herbicides exhibited the lowest carinata density among preemergence treatments (Figure 2) after 2 mo with values of <5 plants m^{-2} (both Jackson Springs and Clayton) for flumioxazin and 8.0 and 6.7 plants m^{-2} (Jackson Springs and Clayton, respectively) for imazapic. Those crop densities represented considerable reductions compared with nontreated controls (53 plants m^{-2} in Clayton and 54 plants m^{-2} in Jackson Springs; Dunnett test $P < 0.0001$). Also, when imazapic or flumioxazin was applied at 3 MBP or at longer application intervals (e.g., 12 to 24 MBP), plant density values did not differ from the nontreated control, regardless of location (Figure 2). This last result could suggest a carinata plant-back not earlier than 3 MBP if imazapic or flumioxazin was previously used in other rotational crops (e.g., cotton, soybean).

In addition to plant density, carinata damage was assessed under greenhouse conditions (Figure 3). The highest value for plant damage was observed for both herbicides when applied at planting, regardless of location. In Clayton, imazapic and flumioxazin caused 48% and 31% damage, respectively; in Jackson Springs, these same herbicides caused 59% and 60% damage, respectively (Figure 3).

Plant damage decreased as the time between application and planting increased for both herbicides at both locations. This behavior was described using quadratic plateau regression models, for which R^2 ranged from 0.40 to 0.58 for flumioxazin and 0.50 to 0.64 for imazapic (Table 2). From those results (Figure 3), we identified the critical preplant intervals for application, such that carinata may not be negatively affected by herbicide residues. For example, carinata density may have remained high and stable when the herbicides were applied >6 MBP at both locations (Figure 3). In Clayton, the preplant

interval to avoid a $\geq 25\%$ damage by imazapic or flumioxazin was 6 MBP, while in Jackson Springs it was 12 MBP (Figure 3).

The results indicate that carryover issues might be noticeable during establishment or later. This latter scenario is likely to occur due to: (1) the persistence and mobility reported for the ALS-inhibitor herbicide family (de Assis et al. 2021; Marchesan et al. 2010); (2) subsequent root growth and interception of the metabolite at deeper soil horizons (Souza et al. 2020); and (3) the slow rate of the mechanism of action, which must first deplete amino acid seed reserves before symptoms of herbicide toxicity affect the plant (Webster and Masson 2001). This might explain why reductions in plant density due to imazapic, in contrast to flumioxazin, were not observed at 30 DAP but were evident at 57 DAP. This same behavior has been also observed in cotton, where plants did not show damage or mortality until 14 d after imazapic application (Grey et al. 2005).

Preemergence Herbicide Rate Effects on Carinata under Field and Greenhouse Conditions

Except for imazapic assessed at 30 DAP at both locations, there was a decrease in carinata density as herbicide rate increased up to 1X rate for both herbicides (Figure 4). Imazapic's effect on plant density was evident only until 57 DAP at both locations, clearly showing that imazapic's effect on carinata was slower than that of flumioxazin. This decreasing trend in plant density in response to herbicide rate was best described with quadratic plateau regression models, with R^2 ranging from 0.80 to 0.90 for flumioxazin and 0.52 to 0.78 for imazapic (Table 3). These regression models included the critical inflection point indicating the rate above which plant density reached a minimum and did not change with further increases in herbicide rate. For instance, in Jackson Springs at 57 DAP, the critical rates for imazapic and flumioxazin were 48.3 $g\ ha^{-1}$ (0.69X) and 21.4 $g\ ha^{-1}$ (0.20X), respectively. The critical values in Clayton were 14.7 $g\ ha^{-1}$ (0.21X) and 18.19 $g\ ha^{-1}$ (0.17X) for imazapic and flumioxazin, at the same evaluation date, respectively (Figure 4). However, even at the lowest evaluated rates (6.68 and 4.38 $g\ ha^{-1}$ for imazapic and flumioxazin, respectively), both herbicides caused 50% to 60% reductions in plant density compared with the nontreated control (Figure 4).

Carinata damage increased exponentially as rate increased for both herbicides (Figure 5) until reaching a point at which further increments did not change damage. Regression models fit to describe this pattern presented R^2 values from 0.36 to 0.69 for imazapic and from 0.36 to 0.57 for flumioxazin (Table 4). The herbicide rate to cause 25% damage was 5.25 and 6.30 $g\ ha^{-1}$ (0.075X and 0.09X) for imazapic in Clayton and Jackson Springs, respectively, and was 5.35 and 10.70 $g\ ha^{-1}$ (0.05X and 0.10X) for flumioxazin in Clayton and Jackson Springs, respectively (Figure 5).

Total Herbicide Recovery from Soils for Imazapic and Flumioxazin

When imazapic or flumioxazin was applied at 12 and 18 MBP at the recommended label rate (1X), the recovered herbicide amounts from soil at both location soils were $<2\%$. As the application interval decreased to 6 and 3 MBP, residue recovery in the soil increased for both herbicides, although it was greater for imazapic than flumioxazin at both 3 and 6 MBP (Table 5). For instance, in Jackson Springs, imazapic recovery was 7.96% and 3.61%, for 3 and 6 MBP, respectively, at a soil depth between 15 and 20 cm (Table 2).

Table 2. Regression model and fit parameters to predict carinata damage in response to interval between applications and planting.^a

Location	Herbicide	<i>a</i>	<i>b</i>	<i>c</i>	R ²	<i>F</i>	pr > <i>F</i>	AIC ^b
Clayton	Imazapic	49.67 ± 6.11	-6.62 ± 1.17	0.09 ± 0.08	0.50	7.2	0.0042	198.41
	Flumioxazin	31.94 ± 3.48	-1.81 ± 0.27	0.04 ± 0.01	0.40	10.49	0.0007	184.54
Jackson Springs	Imazapic	55.70 ± 5.30	-4.33 ± 0.40	0.09 ± 0.01	0.64	17.58	<0.0001	194.56
	Flumioxazin	60.95 ± 8.34	-10.06 ± 1.61	0.46 ± 0.11	0.58	14.38	0.0001	213.38

^a $y = \begin{cases} a + bx + cx^2, & \text{if } x \leq x_0 \\ y_0, & \text{if } x > x_0 \end{cases}$, where *y* is damage in percent; *x* is application interval (months before planting); *a*, *b*, and *c* are the intercept, the linear coefficient, and the quadratic coefficient, respectively; *x*₀ is the critical value occurring at the intersection of the quadratic response; and *y*₀ is the plateau. These results are complementary to Figure 3. *a*, *b*, and *c* values: ±SE.

^bAIC, Akaike information criterion.

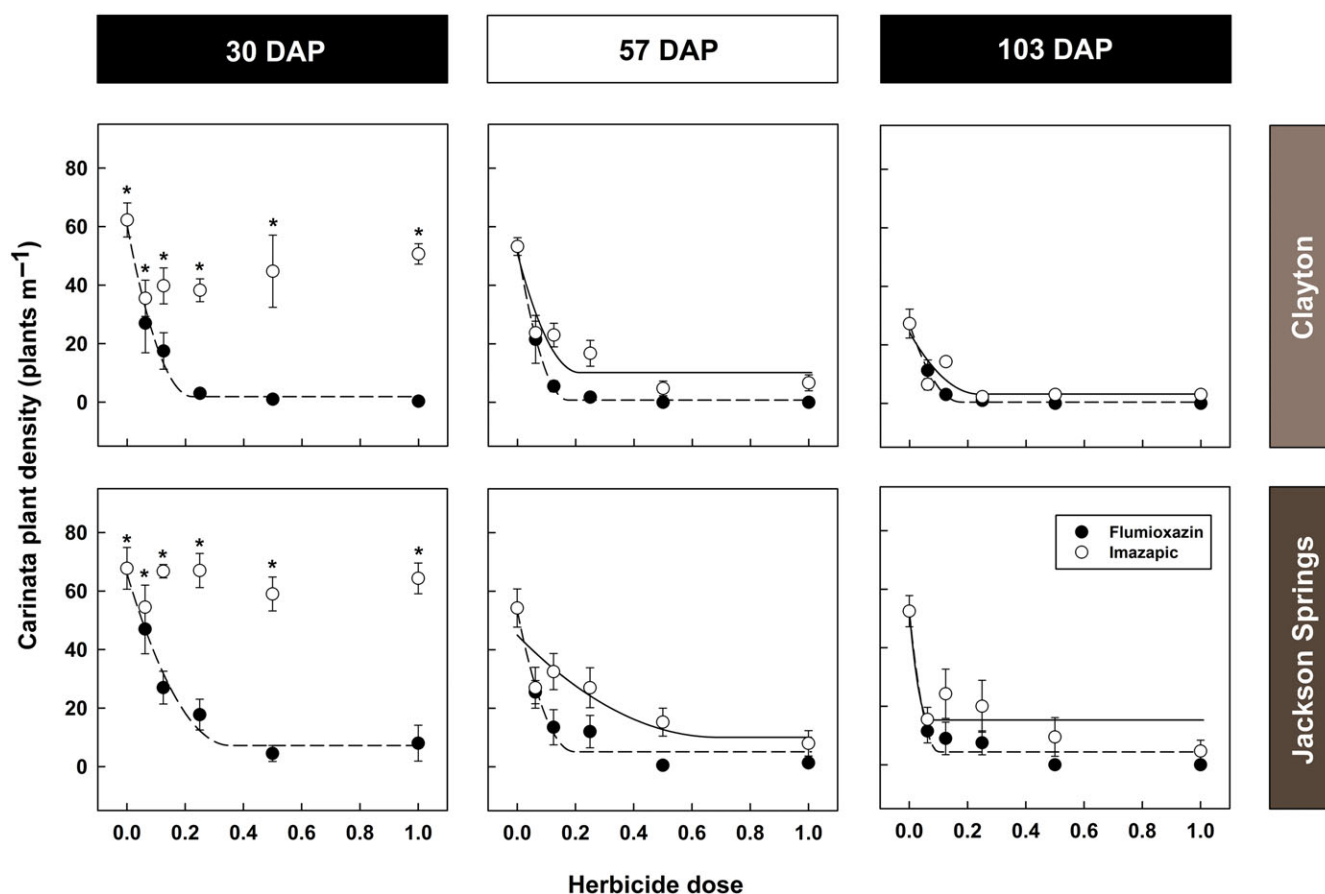


Figure 4. Effect of increasing rates (as fractions of the recommended rate, 1X) of two herbicides on carinata population evaluated in two locations in North Carolina. Black solid and dashed lines represent the best-fit model for imazapic and flumioxazin, respectively. Evaluations were conducted at 30, 57, and 103 d after carinata planting (DAP). An asterisk (*) indicates that no regression model presented a good fit for these data. Error bars represent the standard error of the mean (*n* = 4). Full rates (1X) for imazapic and flumioxazin were applied at time zero using recommended label rates of 70 and 107 g ha⁻¹, respectively.

Conversely, flumioxazin remained in the top 5 cm of the soil, with a small movement down to 10-cm depth as observed for 3 and 6 MBP in both locations. In Clayton, flumioxazin recovered residues at a soil depth of 5 to 10 cm were 2.08% for 3 MBP and 3.05% for 6 MBP. Flumioxazin recovery from soil Jackson Springs ranged from 3.90% to 2.14% for 3 and 6 MBP, respectively (Table 5). Herbicides from the imidazolinone family are persistent in soil, and under optimum conditions, they can remain in the soil for extended periods ranging from 371 to 705 d after application (Marchesan et al.

2010). Imazapic has been described as a highly persistent herbicide in soil, with slow rates of degradation and minimal volatilization (Aichele and Penner 2005; Ulbrich et al. 2005).

Soil adsorption affinity expressed as *K*_d for imazapic is 0.10 to 0.23 in soils with textural classes ranging from clay to loamy sand (Goldwasser et al. 2021). In weathered soils of Brazil (Ultisols and Oxisols), *K*_d for imazapic was 0.25 to 0.052 for sandy clay loams and loamy sands, respectively (de Assis et al. 2021). These low *K*_d values, coupled with high solubility (2,150 mg L⁻¹), make

Table 3. Regression model and fit parameters to predict carinata density in response to herbicide rate in two North Carolina locations.^a

Evaluation ^b	Location	Herbicide	<i>a</i>	<i>b</i>	<i>c</i>	R ²	<i>F</i>	pr > <i>F</i>	AIC ^c
30 DAP	Clayton	Imazapic ^d							
		Flumioxazin	60.37 ± 4.97	-523.60 ± 69.44	1,171.80 ± 73.49	0.82	46.82	<0.00001	179.47
		Imazapic ^d							
57 DAP	Jackson Springs	Flumioxazin	66.09 ± 4.76	-332.40 ± 46.02	469.20 ± 64.08	0.80	41.22	<0.00001	183.20
		Imazapic	50.84 ± 4.01	-379.80 ± 55.87	886.00 ± 58.16	0.78	34.64	<0.0001	169.63
	Clayton	Flumioxazin	53.05 ± 3.21	-604.00 ± 44.02	1,743.40 ± 42.74	0.90	88.56	<0.0001	159.45
		Imazapic	44.99 ± 4.22	-101.10 ± 33.54	73.17 ± 78.48	0.52	10.63	0.0007	188.77
		Flumioxazin	53.52 ± 4.42	-491.70 ± 61.09	1253.80 ± 61.56	0.80	40.61	<0.0001	174.43
		Imazapic	24.24 ± 3.06	-176.70 ± 42.93	370.10 ± 46.73	0.62	16.23	<0.0001	157.08
103 DAP	Clayton	Flumioxazin	27.15 ± 2.24	-303.50 ± 30.76	861.20 ± 30.01	0.83	47.52	<0.0001	142.91
		Imazapic	52.50 ± 6.91	-1,097.10 ± 162.50	8,082.30 ± 141.10	0.54	11.98	0.0004	190.90
		Flumioxazin	52.50 ± 4.13	-947.80 ± 98.29	4,669.40 ± 88.30	0.84	53.8	<0.0001	167.17

^a $y = \begin{cases} a + bx + cx^2, & \text{if } x \leq x_0 \\ y_0, & \text{if } x > x_0 \end{cases}$, where *y* is carinata plant density; *x* is herbicide rate relative label rate (0 to 1); *a*, *b*, and *c* are the intercept, the linear coefficient, and the quadratic coefficient, respectively; *x*₀ is the critical value occurring at the intersection of the quadratic response; and *y*₀ is the plateau. These results are complementary to Figure 4. *a*, *b*, and *c* values: ±SE.

^bDAP, days after planting.

^cAIC, Akaike information criterion.

^dNo regression model presented good fit for this data.

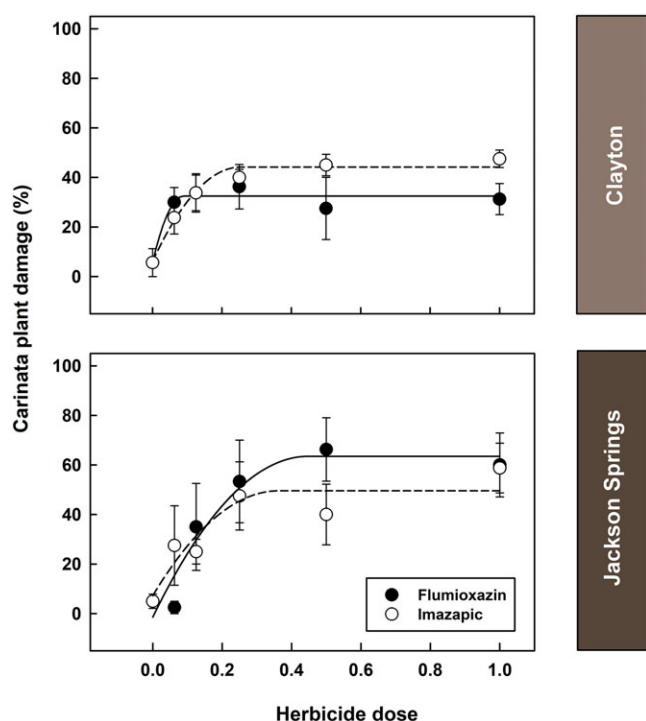


Figure 5. Plant damage from two locations in North Carolina to evaluate the effect of increasing rates (as fractions of the recommended rate, 1X) of two herbicides in carinata. Black solid and dashed lines represent the best-fit model for imazapic and flumioxazin, respectively. Error bars represent the standard error of the mean (*n* = 4). Full rates (1X) for imazapic and flumioxazin were applied using recommended label rates of 70 and 107 g ha⁻¹, respectively.

imazapic leaching possible, especially in coarse-textured soils with low organic matter content (de Assis et al. 2021; Neto et al. 2017). Similarly, there was higher imazapic recovery from soils in Jackson Springs (sand-textured soils and higher precipitation values) compared with Clayton (Table 1; Figure 1). Conversely, flumioxazin has higher adsorption affinity than imazapic. For instance, *K*_d values of 0.4 to 3.8 have been reported for soils with textural classes ranging from sandy clay loam to loamy sand (Ferrell and Vencill 2003a). In addition, flumioxazin is less mobile in soil, with a

tendency to remain in the first 5 cm of the soil surface (Chen et al. 2021). Furthermore, its persistence in the soil is considerably lower than that reported for imazapic (Alister et al. 2008; Ferrell and Vencill 2003a). Flumioxazin degradation rate is affected by temperature, soil moisture, and organic matter, which influence microorganism activity and decrease the stability of this herbicide in the soil (Chen et al. 2021; Ferrell and Vencill 2003a). As microbial activity increases, flumioxazin's half-life and persistence decrease.

Herbicide Residue Damage and Survival Thresholds in Carinata

As concentration of herbicide residues recovered from the soil (ng g⁻¹ of soil) increased, there was a corresponding increase in plant damage for both imazapic and flumioxazin (Figure 6). Regression models fit to describe this pattern in plant damage presented R² values of 0.42 and 0.35 for imazapic and flumioxazin, respectively. Using these models, we estimated that the concentration to cause at least 25% plant damage was 7.78 and 6.90 ng g⁻¹ of soil for imazapic and flumioxazin, respectively.

The same approach was used to identify herbicide concentration thresholds that would decrease carinata density by 25% compared with the nontreated control. The corresponding regression models fit to describe the decrease in plant density, presented R² values of 0.36 and 0.39 for imazapic and flumioxazin, respectively (Figure 7). For flumioxazin, it was estimated that at 12.7 ng g⁻¹ of soil, the plant density would decrease from 43 to 33 plant m⁻² (corresponding to a 25% decrease in plant density). Meanwhile, this threshold corresponded to 14.7 ng g⁻¹ of soil for imazapic (Figure 7).

Practical Considerations for Imazapic and Flumioxazin Use in Carinata-Cropping Systems

Our results highlight the importance of considering persistence and mobility of imazapic and flumioxazin when assessing plant damage and carryover effects on carinata. For instance, if a field bioassay is intended to determine whether the residues of imidazolinone herbicides are low enough to ensure safe carinata planting, it is crucial to consider soil properties and sampling depths (Horowitz 1976; Winton and Weber 1996). If imazapic was

Table 4. Regression model and fit parameters to estimate carinata damage in response to herbicide rate when applied preemergence.^a

Location	Herbicides	<i>a</i>	<i>b</i>	<i>c</i>	R ²	<i>F</i>	pr > <i>F</i>	AIC ^b
Clayton	Imazapic	6.14 ± 4.01	299.67 ± 35.94	−590.05 ± 44.47	0.69	23.66	<.0001	183.90
	Flumioxazin	5.63 ± 7.12	597.70 ± 168.90	−3,323.24 ± 148.60	0.36	5.71	0.0109	192.23
Jackson Springs	Imazapic	7.24 ± 8.83	232.86 ± 85.96	−320.10 ± 120.00	0.36	6.48	0.0064	220.55
	Flumioxazin	−1.41 ± 9.70	289.08 ± 108.60	−321.81 ± 176.80	0.57	13.42	0.0002	214.23

^a $y = \begin{cases} y = a + bx + cx^2, & \text{if } x \leq x_0 \\ y_0, & \text{if } x > x_0 \end{cases}$, where *y* is damage in percent; *x* is herbicide rate relative label rate (0 to 1); *a*, *b*, and *c* are the intercept, the linear coefficient, and the quadratic coefficient, respectively; *x*₀ is the critical value occurring at the intersection of the quadratic response; and *y*₀ is the plateau. These results are complementary to Figure 5. *a*, *b*, and *c* values: ±SE.

^bAIC, Akaike information criterion.

Table 5. Effect of the herbicide application interval before carinata planting on total recovery of two herbicides in soils from two locations in North Carolina.

Location	Herbicide	Depth	Recovery of the total applied ^a				
			0 MBP	3 MBP	6 MBP	12 MBP	18 MBP
Clayton	Flumioxazin	cm					
		0–5	79.34 B	4.15 HI	1.77 I	0.00 I	0.00 I
		5–10	0.00 I	2.08 I	3.05 HI	0.03 I	0.00 I
		10–15	0.00 I	0.00 I	0.01 I	0.00 I	0.00 I
	Imazapic	15–20	0.00 I	0.00 I	0.00 I	0.00 I	0.00 I
		0–5	93.72 A	23.86 E	8.74 GHI	0.46 I	0.00 I
		5–10	1.81 I	32.86 D	11.50 FGH	1.88 I	0.00 I
		10–15	0.00 I	0.70 I	1.65 I	1.15 I	0.28 I
	Flumioxazin	15–20	0.00 I	0.00 I	0.00 I	0.13 I	0.00 I
		0–5	57.67 C	4.10 HI	2.28 I	0.00 I	0.00 I
		5–10	19.71 EF	3.90 HI	2.14 I	0.05 I	0.00 I
		10–15	0.00 I	0.17 I	0.05 I	0.00 I	0.00 I
Imazapic	15–20	0.00 I	0.00 I	0.00 I	0.00 I	0.00 I	
	0–5	73.28 B	8.49 GHI	1.42 I	0.48 I	0.00 I	
	5–10	18.33 EF	14.35 FG	3.67 HI	0.91 I	0.00 I	
	10–15	2.13 I	13.09 FG	3.30 HI	1.79 I	0.15 I	
Jackson Springs	Imazapic	15–20	0.00 I	7.96 GHI	3.61 HI	0.70 I	0.14 I

^aPercent of nominal application rates for each herbicide: 70 and 107 g ai ha^{−1} for imazapic and flumioxazin, respectively. Means followed by same letter are not significantly different according to Bonferroni test (*P* < 0.05). MBP, months before planting carinata.

previously applied to a sandy soil, planting bioindicators in the field and determining safety simply based on the number of emerged seedlings could be misleading because of the downward movement of this herbicide in the soil, especially if precipitation is sufficient to leach this herbicide to deeper layers in the soil profile, as observed in Jackson Springs (Figure 1; Table 2). A better approach would be to run the bioassay using soil samples collected from a range of depths.

Imazapic and flumioxazin are registered for preemergence control of dicotyledonous weed species in soybean, peanut, and cotton, and their use in the southeastern United States has been both extensive and intensive (Berger et al. 2012; Ferrell and Vencill 2003a; Matocha et al. 2003). Therefore, if carinata is incorporated as a winter third crop in an existing peanut–cotton rotation, selection of the appropriate preemergence herbicide will be critical to avoid herbicide carryover issues such as those described in the present study. For instance, the risk of carinata damage and reductions in plant density would be lower if flumioxazin was employed as the preemergence herbicide during the peanut or cotton cycle immediately preceding carinata. This type of rotational consideration has been used to ensure the safety of other Brassicaceae species. For example, daikon radish (*Raphanus sativus* L.) planted as a cover crop was affected by residual herbicides in peanut–cotton rotations, but

imazapic reduced plant height more than flumioxazin (Price et al. 2020).

Soil properties should also be considered when selecting the proper herbicide as part of a well-designed crop rotation. For example, flumioxazin persistence in soil is highly dependent on organic matter and water content, which are directly involved in the microbial-mediated degradation of this herbicide (Chen et al. 2021; Glaspie et al. 2021). In addition, soil texture plays a major role in herbicides' sorption on soil particles and their bio-availability. As the clay fraction increases, the herbicide binds to clay, and its availability for microbial decomposition and mineralization decreases. Therefore, there will be considerable differences among soil textures for flumioxazin persistence (Ferrell and Vencill 2003a). Conversely, sandier soils with low organic matter content adsorb imidazolinone herbicides such as imazapic to soil particles less and have reduced microbial degradation, resulting in increased persistence and availability to damage crops (Marchesan et al. 2010). Therefore, when planning to grow carinata as a winter crop after rotational cotton or peanut, it is important to consider both soil physical and chemical properties and herbicide behavior in soil.

Our results provide a baseline for residue levels and application intervals that can be used to determine the risk of flumioxazin and imazapic carryover to carinata in sand- or loamy sand-

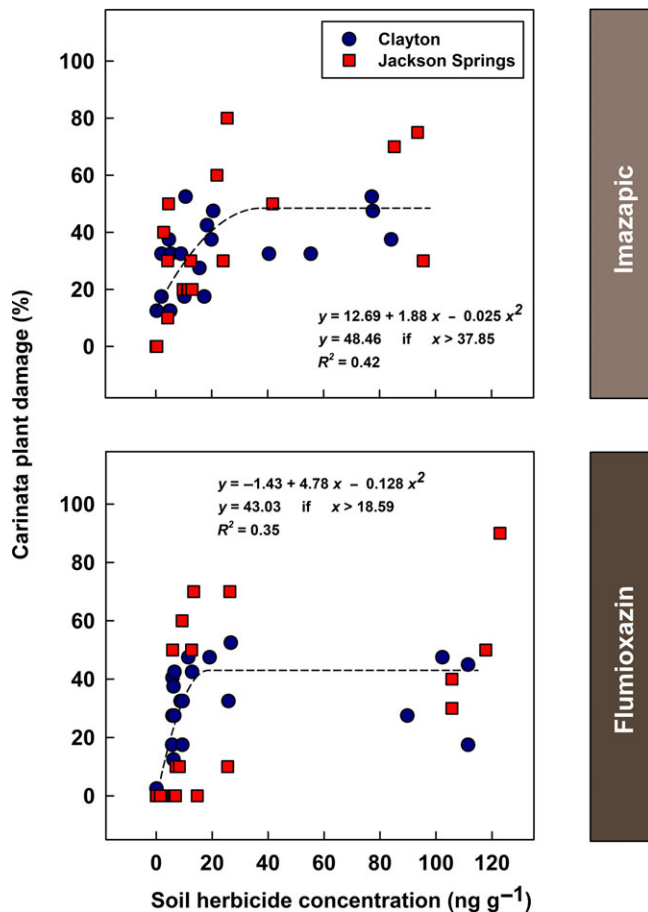


Figure 6. Soil herbicide recovered amount (expressed as ng ai g^{-1} of soil) and its effect on carinata plant damage observed at two locations in North Carolina. Black dashed lines represent the best-fit model selected for each herbicide.

textured soils. Further research is needed on finer-textured soils (loam, silty loam, clay loam). It is important to caution that the present study focused on carinata seedling establishment. It will be necessary to confirm the safety of residue levels identified here during the entire growing season to ensure that yield is not adversely affected.

Carinata has recently been introduced as an alternative winter crop in the southeastern United States and may show promise for the diversification of crop rotations to manage herbicide-resistant weeds (Tiwari et al. 2021a, 2021b). However, concerns among growers about the risk of carryover of commonly used residual herbicides have hampered adoption of this crop.

Compared with Clayton, at Jackson Springs (where the cumulative precipitation and sand content were higher) imazapic was more persistent and moved to deeper layers within the soil, representing a risk to carinata plants even when applied at 6 MBP or at shorter intervals. Our results suggested that carinata can be planted safely if either imazapic or flumioxazin was applied at least 6 to 12 MBP, depending on soil and environmental conditions. When a peanut–cotton rotation incorporates carinata as winter crop, special caution must be taken to identify edaphic conditions as well as preemergence herbicide selection to avoid herbicide carryover and damage to carinata. Based on our results, the use of flumioxazin as a preemergence herbicide in the preceding summer crop is a better alternative than imazapic to ensure carinata safety.

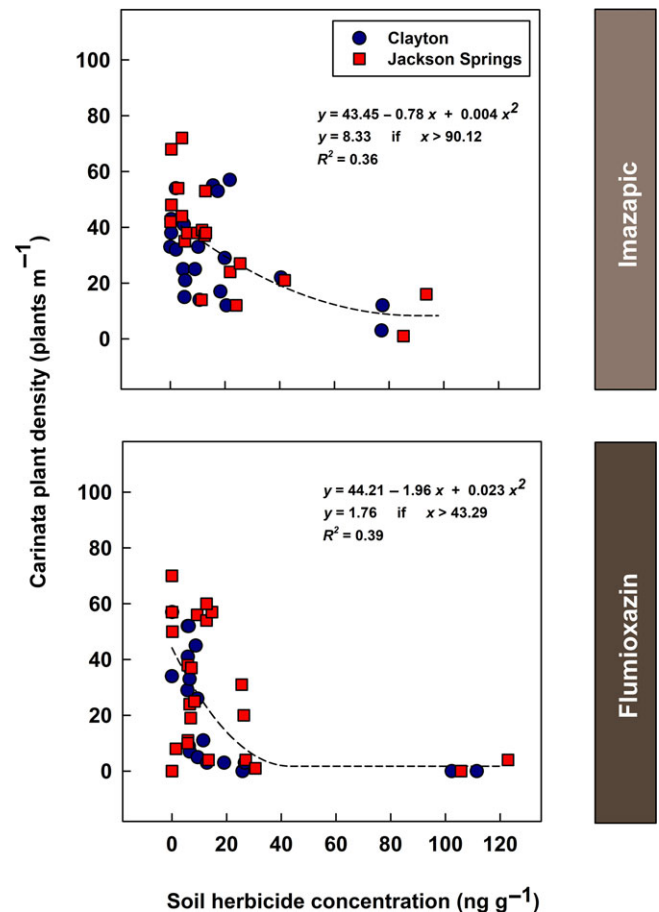


Figure 7. Soil herbicide recovered amount (expressed as ng ai g^{-1}) and its effect on carinata plant density assessed at two locations in North Carolina. Black dashed lines represent the best-fit model selected for each herbicide.

Acknowledgments. This research was supported by the U.S. Department of Agriculture–National Institute of Food and Agriculture grant 2017-6505-26807; Hatch Projects FLA-WFC-005843, FLA-WFC-005953, and NC02653; and the Southeast Partnership for Advanced Renewables from Carinata (SPARC). MEC received partial financial support from the University of Costa Rica (OAIICE-684-2021). We thank Adam Howard, Theresa Reinhardt Piskackova, Sandy Ethridge, Alyssa Zsido, Ashley Pouncey, Alex Veverka, Haley Woolard, and Daniel Freund for technical assistance and Alan J. Franzluebbers for providing the hydraulic probe equipment for soil collection. The authors declare that they have no known competing financial interests or personal relationships that could have appeared to influence the work reported in this paper. The mention of commercial products in the present article is for methodological purposes and does not represent endorsement by the authors or their respective institutions.

References

- Aichele TM, Penner D (2005) Adsorption, desorption, and degradation of imidazolinones in soil. *Weed Technol* 19:154–159
- Alister C, Rojas S, Gómez P, Kogan M (2008) Dissipation and movement of flumioxazin in soil at four field sites in Chile. *Pest Manag Sci* 64: 579–583
- Barnes CJ, Goetz AJ, Lavy TL (1989) Effects of imazaquin residues on cotton (*Gossypium hirsutum*). *Weed Sci* 37:820–824
- Berger S, Ferrell J, Brecke B, Faircloth W, Rowland D (2012) Influence of flumioxazin application timing and rate on cotton emergence and yield. *Weed Technol* 26:622–626

- Bridges DC (1994) Impact of weeds on human endeavors. *Weed Technol* 8:392–395
- Cardone M, Mazzoncini M, Menini S, Rocco V, Senatore A, Seggiani M, Vitolo S (2003) *Brassica carinata* as an alternative oil crop for the production of biodiesel in Italy: agronomic evaluation, fuel production by transesterification and characterization. *Biomass Bioenerg* 25:623–636
- Chen Y, Han J, Chen D, Liu Z, Zhang K, Hu D (2021) Persistence, mobility, and leaching risk of flumioxazin in four Chinese soils. *J Soil Sediment* 21:1743–1754
- De Assis FX, Maciel A, Xavier BTDL, Lima VFD, Silva JPSD (2021) Imazapic interaction and mobility in soil cultivated with sugarcane in northeast Brazil. *Rev Bras Recur Hídric* 26:e16
- Ethridge SR, Post A, Devkota P, Mulvaney MJ, Leon RG (2021) Characterization of *carinata* tolerance to select herbicides using field dose-response studies. *Weed Technol* 35:957–966
- Ferrell JA, Faircloth WH, Brecke BJ, Macdonald GE (2007) Influence of cotton height on damage from flumioxazin and glyphosate applied post-directed. *Weed Technol* 21:709–713
- Ferrell JA, Vencill WK (2003a) Flumioxazin soil persistence and mineralization in laboratory experiments. *J Agric Food Chem* 51:4719–4721
- Ferrell JA, Vencill WK (2003b) Impact of adjuvants and nozzle types on cotton damage from flumioxazin applied post-directed. *J Cotton Sci* 7:242–247
- Gasol CM, Gabarrell X, Anton A, Rigola M, Carrasco J, Ciria P, Rieradevall J (2007) Life cycle assessment of a *Brassica carinata* bioenergy cropping system in southern Europe. *Biomass Bioenerg* 31:543–555
- Glaspie CF, Jones EAL, Penner D, Pawlak JA, Everman WJ (2021) Effect of clay, soil organic matter, and soil pH on initial and residual weed control with flumioxazin. *Agronomy* 11:1326
- Goldwasser Y, Rabinovitz O, Gerstl Z, Nasser A, Paporisch A, Kuzikaro H, Rubin B (2021) Imazapic herbigation for Egyptian broomrape (*Phelipanche aegyptiaca*) control in processing tomatoes—laboratory and greenhouse studies. *Plants* 10:1182
- Grey TL, Prostko EP, Bednarz CW, Davis JW (2005) Cotton (*Gossypium hirsutum*) response to simulated imazapic residues. *Weed Technol* 19:1045–1049
- Hay MM, Shoup DE, Peterson DE (2019) Herbicide options for control of Palmer amaranth (*Amaranthus palmeri*) and common waterhemp (*Amaranthus rudis*) in double-crop soybean. *Weed Technol* 33:123–127
- Hollaway KL, Kookana RS, Noy DM, Smith JG, Wilhelm N (2006) Crop damage caused by residual acetolactate synthase herbicides in the soils of south-eastern Australia. *Aust J Exp Agric* 46:1323–1331
- Horowitz M (1976) Application of bioassay techniques to herbicide investigations. *Weed Res* 16:209–215
- Johnson WC, Brenneman TB, Baker SH, Johnson AW, Sumner DR, Mullinix BG Jr (2001) Tillage and pest management considerations in a peanut-cotton rotation in the southeastern Coastal Plain. *Agron J* 93:570–576
- Kumar A, Singh P, Singh DP, Singh H, Sharma HC (1984) Differences in osmoregulation in *Brassica* species. *Ann Bot* 54:537–542
- Kumar S, Seepaul R, Mulvaney MJ, Colvin B, George S, Marois JJ, Small IM (2020) *Brassica carinata* genotypes demonstrate potential as a winter biofuel crop in South East United States. *Ind Crops Prod* 150:112353
- Leon RG, Ferrell JA, Mulvaney MJ (2017) *Carinata* tolerance to preemergence and postemergence herbicides. *Weed Technol* 31:877–882
- Marchesan E, dos Santos FM, Grohs M, de Avila LA, Machado SL, Senseman SA, Massoni PFS, Sartori GM (2010) Carryover of imazethapyr and imazapic to nontolerant rice. *Weed Technol* 24:6–10
- Martínez-Lozano S, Gasol CM, Rigola M, Rieradevall J, Anton A, Carrasco J, Gabarrell X (2009) Feasibility assessment of *Brassica carinata* bioenergy systems in southern Europe. *Renew Energy* 34:2528–2535
- Matocha MA, Grichar WJ, Senseman SA, Gerngross CA, Brecke BJ, Vencill WK (2003) The persistence of imazapic in peanut (*Arachis hypogaea*) crop rotations. *Weed Technol* 17:325–329
- Mulvaney MJ, Leon RG, Seepaul R, Wright DL, Hoffman TL (2019) *Brassica carinata* seeding rate and row spacing effects on morphology, yield, and oil. *Agron J* 111:528–535
- Neto MDCC, Souza MDF, Silva DV, Faria AT, da Silva AA, Pereira GAM, de Freitas MAM (2017) Leaching of imidazolinones in soils under a Clearfield system. *Arch Agron Soil Sci* 63:897–906
- Palhano MG, Norsworthy JK, Barber T (2018) Sensitivity and likelihood of residual herbicide carryover to cover crops. *Weed Technol* 32:236–243
- Price KJ, Li X, Price A (2020) Cover crop response to residual herbicides in peanut-cotton rotation. *Weed Technol* 34:534–539
- R Studio Team (2015) R Studio: Integrated Development for R. Boston: R Studio, Inc. <http://www.rstudio.com>. Accessed: August 30, 2021.
- Rahman M, Khatun A, Liu L, Barkla BJ (2018) Brassicaceae mustards: traditional and agronomic uses in Australia and New Zealand. *Molecules* 23:231
- Rakow G, Getinet A (1998) *Brassica carinata* an oilseed crop for Canada. Pages 419–428 in Rennes F, Thomas G, Monteiro A, eds. Proceedings of the International Symposium Brassica 97, Rennes, France. Leiden, Netherlands: International Society for Horticultural Science
- Raman R, Qiu Y, Coombes N, Song J, Kilian A, Raman H (2017) Molecular diversity analysis and genetic mapping of pod shatter resistance loci in *Brassica carinata* L. *Front Plant Sci* 8:1765
- Rector LS, Pittman KB, Beam SC, Bamber KW, Cahoon CW, Frame WH, Flessner ML (2020) Herbicide carryover to various fall-planted cover crop species. *Weed Technol* 34:25–34
- Scarabel L, Varotto S, Sattin M (2007) A European biotype of *Amaranthus retroflexus* cross-resistant to ALS inhibitors and response to alternative herbicides. *Weed Res* 47:527–533
- Seepaul R, Kumar S, Iboyi JE, Bashyal M, Stansly TL, Bennett R, Wright DL (2021) *Brassica carinata*: biology and agronomy as a biofuel crop. *Glob Change Biol Bioenergy* 13:582–599
- Souza ADS, Leal JFL, Langaro AC, Carvalho GSD, Pinho CFD (2020) Leaching and carryover for safrinha corn of the herbicides imazapyr + imazapic in soil under different water conditions. *Rev Caatinga* 33:287–298
- Steckel LE (2007) The dioecious *Amaranthus* spp.: here to stay. *Weed Technol* 21:567–570
- Thakur AK, Singh KH, Sharma D, Parmar N, Nanjundan J (2019) Breeding and genomics interventions in Ethiopian mustard (*Brassica carinata* A. Braun) improvement—a mini review. *S Afr J Bot* 125:457–465
- Tiwari R, Reinhardt Piskackova TA, Devkota P, Mulvaney MJ, Ferrell JA, Leon RG (2021a) Emergence patterns of winter and summer annual weeds in Ethiopian mustard (*Brassica carinata*) cropping system. *Weed Sci* 69:446–453
- Tiwari R, Reinhardt Piskackova TA, Devkota P, Mulvaney MJ, Ferrell JA, Leon RG (2021b) Growing *Brassica carinata* as part of a diversified crop rotation for integrated weed management. *Glob Change Biol Bioenergy* 13:425–435
- Topp GC, Ferré PA (2002) Water content. Pages 417–545 in Dame JH, Topp GC, eds. Methods of soil analysis. Part 4. Physical Methods. Madison, WI: Soil Science Society of America
- Ulbrich AV, Souza JRP, Shaner D (2005) Persistence and carryover effect of imazapic and imazapyr in Brazilian cropping systems. *Weed Technol* 19:986–991
- Webster EP, Masson JA (2001) Acetolactate synthase-inhibiting herbicides on imidazolinone-tolerant rice. *Weed Sci* 49:652–657
- Winton K, Weber JB (1996) A review of field lysimeter studies to describe the environmental fate of pesticides. *Weed Technol* 10:202–209
- Yang B, Rahman MH, Liang Y, Shah S, Kav NN (2010) Characterization of defense signaling pathways of *Brassica napus* and *Brassica carinata* in response to *Sclerotinia sclerotiorum* challenge. *Plant Mol Biol Report* 28:253–263
- York AC, Jordan DL, Batts RB, Culpepper AS (2000) Cotton response to imazapic and imazethapyr applied to a preceding peanut crop. *J Cotton Sci* 4:210–216
- Zanetti F, Monti A, Berti MT (2013) Challenges and opportunities for new industrial oilseed crops in EU-27: a review. *Ind Crops Prod* 50:580–595