


# Microscopy TODAY




Volume 29 Number 5 2021 September



# Experience the ETHOS

*Where High-Performance Imaging Meets Nanoscale Precision Processing*


The Hitachi ETHOS NX5000 FIB-SEM incorporates the latest-generation field-emission technologies with unmatched beam brightness and stability to achieve high-resolution imaging as well as high-quality elemental analysis even at low acceleration voltages. Equipped with cutting-edge ion optics, the ETHOS makes nanometer-scale processing a breeze.



Request a Virtual Demonstration

Focused Ion and  
Electron Beam System

## ETHOS NX5000



*Hitachi Social Innovation is*

## POWERING GOOD

Hitachi High-Tech America, Inc.

[www.hitachi-hightech.com/us](http://www.hitachi-hightech.com/us)  
[hta-microscopy@hitachi-hightech.com](mailto:hta-microscopy@hitachi-hightech.com)  
Tel. 800-253-3053

# Microscopy Society of America Awards

Nominations are now open for the Microscopy Society of America Annual Awards. The awards process is one way in which the Microscopy Society of America recognizes the significant and diverse contributions that individuals make to our field. Deserving nominations for consideration should be submitted electronically no later than October 31st, 2021 to:

*AssociationManagement@microscopy.org*

## The Main Society Awards Are

### *Distinguished Scientist Awards*

These Awards recognize preeminent senior scientists from both the Biological and Physical disciplines who have a long-standing record of achievement during their career in the field of microscopy or microanalysis.

### *Burton Medal*

The Burton Medal was initiated to honor the distinguished contributions to the field of microscopy and microanalysis of a scientist who is less than 40 years of age on January 1st of the award year. (Please note the change in the selection criterion regarding age.)

### *Outstanding Technologist Awards*

These Awards honor technologists from both the Biological (Hildegard H. Crowley Award) and Physical Sciences (Chuck Fiori Award) who have made significant contributions such as the development of new techniques which have contributed to the advancement of microscopy and microanalysis.

### *Morton D. Maser Distinguished Service Award*

This Award was initiated to recognize outstanding volunteer service to the Society as exemplified by Mort Maser, who served the Society for many years with great dedication. This award is made to honor an MSA member who has provided significant volunteer service to the Society over a period of years.

### *The Albert Crewe Award*

The Albert Crewe Award was initiated to recognize the distinguished contributions to the field of microscopy and microanalysis in the physical sciences of a postdoctoral fellow of not more than 6 years' standing (since doctoral graduation).

### *The George Palade Award*

The George Palade Award was initiated to recognize the distinguished contributions to the field of microscopy and microanalysis in the life sciences of a postdoctoral fellow of not more than 6 years' standing (since doctoral graduation).



Further details of the nomination process can be found on the society webpage at: [www.microscopy.org](http://www.microscopy.org)

# DIATOME

## Diamond Knives

### at the forefront of cryo innovation.

#### DIATOME DIAMOND KNIVES FOR CRYO APPLICATIONS:

##### cryo immuno

The first cryo knife with a diamond platform, guarantees the best possible sectioning for cryo-immuno-chemistry.



##### trimtool 20, 45, and 90

One trimming tool for all of your trimming needs, be it at room or cryo temperatures.



##### cryo 25°, 35°, 45°

Available for wet or dry sectioning.



##### histo cryo

Available as boats for wet cryo sectioning, and triangular holders for dry cryo sectioning. Made of a special copper/nickel alloy, which guarantees the best heat/cold transmission.

##### cryo AFM

Specially tested to ensure that they meet the increased quality requirements of AFM investigation.



## DIATOME U.S.

P.O. Box 410 • 1560 Industry Rd.  
Hatfield, Pa 19440

Tel: (215) 412-8390 • Fax: (215) 412-8450  
email: [info@diatomeknives.com](mailto:info@diatomeknives.com)

Please visit our website  
for our complete range of  
Diamond Knives.

[www.diatomeknives.com](http://www.diatomeknives.com)

# Contents

## 2021 *Microscopy Today* Awards

- 12 2021 *Microscopy Today* Innovation Awards**  
Charles Lyman
- 18 2021 *Microscopy Today* Micrograph Awards**  
Charles Lyman

## Microscopy Techniques

- 24 Artificial Intelligence-Powered Automated Holotomographic Microscopy Enables Label-Free Quantitative Biology**  
Hugo Moreno, Lorenzo Archetti, Emma Gibbin, Alexandre E. Grandchamp, and Mathieu Fréchin
- 34 Cryo-Confocal Imaging for CLEM Mapping in Brain Tissues**  
Connon I. Thomas, Nicolai T. Urban, Ye Sun, Lesley A. Colgan, Xun Tu, Ryohei Yasuda, and Naomi Kamasawa

## Instrumentation Development

- 40 Design and Construction of an Optical TEM Specimen Holder**  
Joel Martis, Ze Zhang, Hao-Kun Li, Ann Marshall, Roy Kim, and Arun Majumdar
- 46 Ultrafast Transmission Electron Microscopy: Techniques and Applications**  
Eric Montgomery, Darrin Leonhardt, and John Roehling


## Microscopy Pioneers

- 56 The Adventures and Achievements of Ondrej Krivanek**  
Laura Wilson and Dara Laczniak

## Highlights from *Microscopy and Microanalysis*

- 64 Quantification of Trace-Level Silicon Doping in  $Al_xGa_{1-x}N$  Films Using Wavelength-Dispersive X-Ray Microanalysis**
- 64 An Acquisition Parameter Study for Machine-Learning-Enabled Electron Backscatter Diffraction**

### About the Cover



Winners of the 2021 *Microscopy Today* Micrograph Awards. Clockwise from upper left: 1st Prize in the Published category, 1st Prize in the Open category, 1st Prize in the Video category, and the winner of the People's Choice Award.

See article on page 18.

## Departments

- |                                      |                                |
|--------------------------------------|--------------------------------|
| <b>6 Editorial</b>                   | <b>66 Crossword Puzzle</b>     |
| <b>7 Letter to the Editor</b>        | <b>68 NetNotes</b>             |
| <b>8 Carmichael's Concise Review</b> | <b>75 Calendar of Meetings</b> |
| <b>60 Industry News</b>              | <b>77 Dear Abbe</b>            |
| <b>62 Product News</b>               | <b>78 Index of Advertisers</b> |