

Original Article

Cite this article: Kredentser MS, Mackenzie CS, McClement SE, Enns MW, Hiebert-Murphy D, Murphy DJ, Chochinov HM (2023). Neuroticism as a moderator of symptom-related distress and depression in 4 noncancer end-of-life populations. *Palliative and Supportive Care*. <https://doi.org/10.1017/S147895152300127X>

Received: 17 July 2023

Accepted: 31 July 2023

Keywords:

End-of-life (EOL); Neuroticism; Depression; Amyotrophic lateral sclerosis (ALS); Chronic obstructive pulmonary disease (COPD); End-stage renal disease (ESRD); Frailty

Corresponding author: Maia S. Kredentser; Email: mkredentser@hsc.mb.ca

Neuroticism as a moderator of symptom-related distress and depression in 4 noncancer end-of-life populations

Maia S. Kredentser, PH.D.¹ , Corey S. Mackenzie, PH.D.²,

Susan E. McClement, R.N., PH.D.³, Murray W. Enns, M.D.⁴, Diane Hiebert-Murphy, PH.D.⁵,

Dallas J. Murphy, B.A.⁶  and Harvey M. Chochinov, M.D., PH.D.⁴

¹Department of Clinical Health Psychology, Max Rady College of Medicine, University of Manitoba, Winnipeg, MB, Canada; ²Department of Psychology, and Adjunct Professor, Department of Psychiatry, University of Manitoba, Winnipeg, MB, Canada; ³Research, College of Nursing, Rady Faculty of Health Sciences, University of Manitoba, Winnipeg, MB, Canada; ⁴Department of Psychiatry, Max Rady College of Medicine, University of Manitoba, Winnipeg, MB, Canada; ⁵Faculty of Social Work and the Psychological Service Centre, University of Manitoba, Winnipeg, MB, Canada and ⁶Department of Psychology, University of Manitoba, Winnipeg, MB, Canada

Abstract

Objectives. Neuroticism is a significant predictor of adverse psychological outcomes in patients with cancer. Less is known about how this relationship manifests in those with noncancer illness at the end-of-life (EOL). The objective of this study was to examine the impact of neuroticism as a moderator of physical symptoms and development of depression in patients with amyotrophic lateral sclerosis (ALS), chronic obstructive pulmonary disease (COPD), end-stage renal disease (ESRD), and frailty in the last 6 months of life.

Methods. We met this objective using secondary data collected in the *Dignity and Distress across End-of-Life Populations* study. The data included $N = 404$ patients with ALS ($N = 101$), COPD ($N = 100$), ESRD ($N = 101$), and frailty ($N = 102$) in the estimated last 6 months of life, with a range of illness-related symptoms, assessed longitudinally at 2 time points. We examined neuroticism as a moderator of illness-related symptoms at Time 1 (~6 months before death) and depression at Time 2 (~3 months before death) using ordinary least squares regression.

Results. Results revealed that neuroticism significantly moderated the relationship between the following symptoms and depression measured 3 months later: drowsiness, fatigue, shortness of breath, wellbeing (ALS); drowsiness, trouble sleeping, will to live, activity (COPD); constipation (ESRD); and weakness and will to live (frailty).

Significance of Results. These findings suggest that neuroticism represents a vulnerability factor that either attenuates or amplifies the relationship of specific illness and depressive symptoms in these noncancer illness groups at the EOL. Identifying those high in neuroticism may provide insight into patient populations that require special care at the EOL.

Introduction

Although much is known about the distress patients experience at the end-of-life (EOL; Bovero et al. 2018; Breitbart et al. 2000; Chochinov et al. 2009, 1998; Soto-Rubio et al. 2020; Wilson et al. 2007a, 2007b), little is known about who is most likely to experience such distress. Personality influences coping with life-threatening illness (Carver 2005; Carver and Connor-Smith 2010) and neuroticism (propensity or tendency toward high arousal/emotional distress) is the personality trait with the strongest relationship to psychopathology (Barlow et al. 2014; Brandes and Tackett 2019; Kendler and Myers 2010; Watson 2001; Widiger and Seidlitz 2002). Neuroticism is a significant predictor of depression, hopelessness, anxiety, worry, loss of dignity, concentration, and quality of life in patients with cancer at the EOL (Chochinov 2006). It is unknown how this relationship manifests in those with noncancer illness at the EOL.

There is an increasing awareness of the need to expand research in EOL care to noncancer populations (Addington-Hall and Higginson 2001; Moens et al. 2014). Illnesses such as chronic obstructive pulmonary disease (COPD) and end-stage renal disease (ESRD) are among the top causes of death worldwide (World Health Organization 2020). Additionally, as the world's population rapidly ages (United Nations Department of Economic and Social Affairs 2019), an increasing number of individuals are considered the frail elderly (frailty), with multiple care needs at the EOL (Clegg et al. 2013). Finally, albeit less common, amyotrophic lateral sclerosis (ALS) has a rapid deteriorating course associated with significant symptom distress and impaired quality of life (Aoun et al. 2013). COPD, ESRD, frailty, and ALS have less predictable courses than cancer and relatedly, suboptimal EOL care, though the need for such care

© The Author(s), 2023. Published by Cambridge University Press. This is an Open Access article, distributed under the terms of the Creative Commons Attribution licence (<http://creativecommons.org/licenses/by/4.0/>), which permits unrestricted re-use, distribution and reproduction, provided the original article is properly cited.

in these groups has been highlighted (Aoun et al. 2013; Gardiner et al. 2010; Hobson et al. 2011; Kristjanson et al. 2006; Lastrucci et al. 2018). The physical and psychological issues faced by those at the EOL with noncancer illnesses are similar to those with cancer (Stiel et al. 2014). Since neuroticism's link with aspects of psychological distress in cancer populations and its significant public health implications are well established (Aarstad et al. 2011a, 2011b; Beisland et al. 2013; Cardenal et al. 2012; Carter and Acton 2006; Chochinov et al. 2006; Lahey 2009; Macía et al. 2020; Rutsjij et al. 2010; Wang et al. 2022), gaining additional information about neuroticism at the EOL in ALS, COPD, ESRD, and frailty may have important implications.

In particular, furthering what is known about neuroticism's link with psychological issues faced at the EOL in patients with ALS, COPD, ESRD, and frailty may aid identifying and supporting individuals who are likely to become depressed. The bidirectional nature of depression and chronic illness (Evans et al. 2005) and the overlapping symptoms shared by depression, chronic illness, and aspects of aging complicates clear delineation of directionality (Wilson-Genderson et al. 2017). The presence of chronic illness is a known risk factor for depression onset (Lahey 2009), duration (Ohayon and Schatzberg 2003), resulting psychiatric hospitalization (Šimunović Filipčić et al. 2019), and comorbid chronic illness and depression result in more somatic symptoms (Katon et al. 2007). As such, the cyclical nature of depression and physical illness has significant implications for quality of life related to physical and mental health (Evans et al. 2005). Understanding this relationship between physical symptoms and depression is particularly salient at EOL, where depression that is not properly treated may interfere with the "work" of a "good death" (Chochinov 2003).

The objective of this study was to examine the role of neuroticism as a moderator of the impact of physical symptoms at Time 1 on depression at Time 2 in 4 noncancer illnesses (ALS, COPD, ESRD, and frailty) in the last 6 months of life. We hypothesized that physical symptoms at baseline would be associated with increased depression approximately 3 months later, more so for those higher in neuroticism.

Methods

Participants

We analyzed data collected in the *Dignity and Distress across EOL Populations* study, which contains additional information concerning the data collection protocol and inclusion criteria (Chochinov et al. 2016). This project involved a prospective, longitudinal, multi-site approach to examine EOL issues of patients with ALS, COPD, ESRD, and frailty.

A total of 663 eligible patient participants were approached for the study, with 249 declining participation and 10 ineligible due to cognitive impairment, resulting in a sample of 404 patients. Participants were assessed at baseline (~6 months before expected death) and then 3 months later. Date of death was tracked until September 2013, by which time 45% of participants had died (among the groups, time of participation to death ranged from 1.1 to 1.6 years).

Measures

Demographic data

Participants provided information regarding their age, gender, marital status, religion, education, and income (see Table 1).

Table 1. Demographics by illness group

	ALS	COPD	ESRD	Frailty
N	99	99	97	99
M (SD)				
Age (years)	63.87 (12.07)	72.34 (4.86)	72.25 (4.40)	88.11 (5.02)
N (%)				
Gender				
Male	66 (66.7)	39 (39.4)	56 (57.7)	41 (41.4)
Marital Status				
Married or common-law	67 (67.7)	50 (50.5)	49 (50.5)	13 (13.1)
Other	32 (32.3)	49 (49.5)	48 (49.5)	86 (86.9)
Religion				
Roman Catholic	28 (28.6)	28 (28.3)	24 (25.0)	22 (22.2)
Protestant	18 (18.4)	24 (24.2)	35 (36.5)	29 (29.3)
Jewish	0	0	2 (2.1)	9 (9.1)
Muslim	1 (1.0)	0	2 (2.1)	0
Other	27 (27.6)	22 (22.2)	18 (18.8)	23 (23.2)
Education				
Some elementary	1 (1.0)	3 (3.0)	7 (7.2)	4 (4.0)
Grade 8	3 (3.1)	8 (8.1)	10 (10.3)	6 (6.1)
Some high school	19 (19.4)	35 (35.4)	26 (26.8)	35 (35.4)
Grade 12	21 (21.4)	19 (19.2)	18 (18.6)	12 (12.1)
Some university/college	21 (21.4)	17 (17.2)	12 (12.4)	14 (14.1)
University/college complete	25 (25.5)	14 (14.1)	22 (22.7)	16 (16.2)
Post-graduate	8 (8.2)	3 (3.0)	2 (2.1)	12 (12.1)
Income				
<60k/year	48 (48.4)	70 (70.7)	70 (72.2)	47 (47.5)
>60k/year	24 (24.2)	8 (8.0)	15 (15.5)	6 (6.1)
No answer	27 (27.3)	21 (21.2)	12 (12.4)	46 (46.5)

Neuroticism

Participants completed the 12-item neuroticism subscale from the NEO-FFI (Costa and McCrae 1992; McCrae and Costa 2004). Internal consistency in the current sample was $\alpha = 0.83$. Higher scores indicate greater neuroticism (scored 0 [strongly disagree] to 4 [strongly agree], with a possible range of 0–48).

Depression

Depression was measured using the 7 depression items from the Hospital Anxiety and Depression Scale (HADS; Zigmond and Snaith 1983). Internal consistency for the current sample was $\alpha = 0.76$.

Table 2. Descriptive statistics of Time 1 and Time 2 ESAS symptoms, depression, and neuroticism by illness group

	ALS		COPD		ESRD		Frailty	
	Time 1	Time 2	Time 1	Time 2	Time 1	Time 2	Time 1	Time 2
<i>N</i>	99	69	99	82	97	86	99	76
	<i>M (SD)</i>							
Pain	2.33 (2.64)	2.43 (2.56)	3.48 (3.60)	2.88 (2.98)	3.05 (3.18)	3.07 (3.11)	2.77* (3.09)	2.18* (2.61)
Nausea	0.55 (1.40)	0.59 (1.26)	0.76 (1.80)	0.71 (1.62)	1.07 (2.09)	0.77 (1.96)	0.68 (1.63)	0.71 (1.73)
Drowsiness	2.18 (2.70)	2.30 (2.73)	2.38 (2.86)	2.05 (2.66)	2.55 (2.84)	2.36 (2.76)	1.59 (2.36)	1.76 (2.49)
Shortness of Breath	2.88*** (3.07)	3.51*** (2.82)	6.03 (2.88)	5.50 (3.04)	1.52 (2.29)	1.45 (2.29)	1.12 (1.96)	1.08 (1.90)
Anxious	2.41 (2.64)	2.25 (2.30)	3.36 (3.37)	3.20 (3.21)	1.69 (2.50)	1.45 (2.34)	1.43 (2.33)	1.58 (2.48)
Fatigued	4.38 (2.83)	4.25 (2.72)	4.13 (3.17)	3.55 (3.11)	3.82 (3.14)	3.69 (3.00)	2.63 (2.78)	3.03 (2.98)
Constipation	1.81 (2.72)	1.84 (2.82)	1.00 (2.30)	1.01 (2.82)	1.61 (2.73)	1.66 (2.83)	1.69 (2.84)	1.66 (2.59)
Diarrhea	2.37 (1.47)	0.72 (1.88)	0.23 (1.21)	0.41 (1.63)	1.06 (2.05)	0.84 (2.11)	0.65 (2.03)	0.72 (1.95)
Trouble Sleeping	1.90 (2.51)	2.06 (2.72)	2.47 (3.45)	2.01 (2.90)	3.27** (3.31)	2.71** (2.87)	1.40 (2.50)	1.36 (2.40)
Weakness	5.71 (3.22)	5.44 (3.07)	3.42 (3.15)	2.99 (3.09)	3.24* (2.98)	2.76* (3.05)	2.51 (2.87)	2.43 (2.79)
Dizziness	0.67 (1.33)	0.57 (1.56)	1.47 (2.46)	1.24 (2.24)	0.92 (1.92)	1.03 (2.21)	0.85 (2.02)	0.67 (1.60)
Difficulty Thinking	0.70 (1.53)	1.00 (1.93)	0.91 (2.05)	0.52 (1.42)	1.00* (2.02)	0.83* (1.74)	1.29 (2.39)	1.16 (1.87)
Will to Live	8.39 (2.89)	8.22 (2.98)	9.30 (1.75)	9.00 (2.34)	9.00 (2.27)	8.95 (2.22)	8.15 (2.73)	8.38 (2.68)
Appetite	6.75 (3.36)	6.36 (3.36)	7.59 (3.08)	7.27 (3.00)	8.11 (2.41)	8.12 (2.38)	7.43 (2.59)	7.49 (2.78)
Active	3.97 (2.61)	3.70 (2.73)	4.86 (2.73)	4.42 (3.13)	5.91 (2.58)	5.93 (2.77)	4.31 (2.68)	4.09 (2.93)
Sense of wellbeing	6.91 (3.03)	6.34 (2.84)	7.82 (2.19)	7.63 (2.88)	7.83 (2.12)	7.72 (2.56)	8.03* (2.64)	7.75* (2.58)
Depression	5.63 (3.60)	6.13 (3.81)	5.43 (3.72)	5.23 (3.51)	3.92 (3.15)	3.85 (3.02)	4.72 (3.40)	5.07 (3.68)
Neuroticism	15.86	(6.87)	17.83	(7.93)	13.98	(7.25)	15.4	(7.04)

*p<.05
 **p<.01
 ***p<.001.

Physical symptoms

Physical symptoms (pain, nausea, drowsiness, shortness of breath, anxiety fatigue, trouble sleeping, constipation, diarrhea, weakness, dizziness, difficulty thinking, appetite) and non-physical experiences (will to live, wellbeing, activity level) were assessed using the Revised Edmonton Symptom Assessment Scale (ESAS-R; Bruera et al. 1991).

Statistical analysis

We conducted descriptive and correlational analyses using SPSS 25, and moderation analyses using the PROCESS v.3 macro (Model 1) for SPSS 25, which facilitates estimating and probing interactions using ordinary least squares (OLS) regression (Hayes 2018). We ran Model 1 for each illness group with each Time 1 ESAS-R item as predictor, neuroticism as the moderator, and Time 2 HADS depression symptoms as the outcome. All regression coefficients are unstandardized as recommended by Hayes. Neuroticism and ESAS-R symptom were mean-centered for ease of interpretation. ESAS-R symptom and neuroticism, together with their interaction term, were entered into the linear regression model to predict depression. Age, gender, Time 1 depression, and Time 2 ESAS-R symptom were included as covariates. All assumptions of OLS regression were met.

The difficulty of low power in moderation analyses is well known (Shieh 2009), with small effect sizes for interactions being common (Aguinis et al. 2017). Given the sample sizes of approximately 100 for each illness group, the above analyses were underpowered (Cohen’s *d* for range of interaction affects = 0.14–0.38). Hence, we relied on the *R*²-change effect sizes for moderated multiple regression (Green 1991). *R*²-change after adding the interaction term of 0.008, 0.07, and 0.194, are considered small, medium, and large effects, respectively (Bodner 2017).

Results

Descriptive statistics for the ESAS-R symptoms, neuroticism, and depression are presented by illness group in Table 2. Zero-order correlations of the predictors, covariates, and outcome are presented by group in supplemental materials.

Moderation

We hypothesized that physical symptoms at baseline (Time 1) would predict increased depression approximately 3 months later (Time 2) for those high in neuroticism. The results of the moderation analyses are presented by group and summarized in

Table 3. Interaction effects of time 1 symptom and neuroticism on time 2 depression

Variables	β	SE	95% CI	p-Value	ΔR^2	N
ALS						68
Drowsy^a	-0.17	0.16	-0.48, .015	0.29		68
Neuroticism	0.07	0.06	-0.05, 0.20	0.26		
Interaction	0.05	0.03	0.00, 0.10	0.06	0.0316	
Fatigue^a	0.23	0.18	-0.13, 0.59	0.2		66
Neuroticism	0.04	0.06	-0.08, 0.16	0.49		
Interaction	0.04	0.02	0.00, 0.08	0.04	0.0378	
Shortness of breath^a	-0.09	0.16	-0.42, 0.23	0.56		67
Neuroticism	0.06	0.06	-0.06, 0.18	0.34		
Interaction	0.03	0.02	-0.01, 0.08	0.11	0.0195	
Wellbeing^b	-0.11	0.15	-0.41, 0.20	0.49		67
Neuroticism	0.05	0.06	-0.06, 0.16	0.4		
Interaction	-0.04	0.02	-0.08, 0.00	0.03	0.0316	
COPD						80
Drowsy^a	0.05	0.14	-0.23, 0.34	0.7		80
Neuroticism	0.09	0.04	0.00, 0.18	0.05		
Interaction	0.03	0.01	0.00, 0.06	0.05	0.0239	
Trouble sleeping^a	-0.08	0.1	-0.27, 0.12	0.44		79
Neuroticism	0.17	0.05	0.07, 0.26	<0.001		
Interaction	-0.02	0.01	-0.04, 0.00	0.06	0.021	
Will to live^c	-0.4	0.29	-0.98, 0.18	0.17		79
Neuroticism	0.08	0.04	0.00, 0.16	0.04		
Interaction	0.05	0.02	0.00, 0.09	0.02	0.0288	
Active^a	0.07	0.13	-0.20, 0.32	0.62		75
Neuroticism	0.11	0.04	0.02, 0.19	0.01		
Interaction	-0.03	0.01	-0.05, 0.00	0.03	0.0248	
ESRD						90
Constipation^a	0.18	0.1	-0.02, 0.39	0.08		90
Neuroticism	0.04	0.04	-0.03, 0.11	0.29		
Interaction	-0.02	0.01	-0.04, 0.00	0.1	0.0128	
Frailty						76
Weak^a	-0.04	0.12	-0.27, 0.20	0.77		76
Neuroticism	0.15	0.04	0.07, 0.22	<0.001		
Interaction	0.02	0.01	0.00, 0.04	0.07	0.0113	
Will to live^c	0.14	0.13	-0.12, 0.39	0.28		74
Neuroticism	0.16	0.04	0.08, 0.24	0.16		
Interaction	0.02	0.01	0.00, 0.04	0.1	0.0097	

Note. The interaction term is the product of mean-centered values of ESAS-R symptom and neuroticism. Age, gender, Time 1 depression, and Time 2 symptom were covariates. Coefficients for symptom and neuroticism are simple effects and represent the effect of X on Y when $W = 0$.

^aScored 0 (no/not) to 10 (very).

^bScored 0 (poor sense of wellbeing) to 10 (very good sense of wellbeing).

^cScored 0 (no will to live) to 10 (strong will to live).

Table 3. Conditional effects associated with the symptom by neuroticism interactions presented in Table 3 reflect values of the Time 1 symptom on Time 2 depression for individuals who are average, 1 standard deviation (SD) below, and 1 SD above the mean on neuroticism (Figs. 1–4). In cases where the interaction was significant, but these conditional effects were not, the interaction of neuroticism and different levels of the symptom (-1 SD, M , 1 SD) on depression was further probed. Due to the large number of variables assessed within and across illness groups, we only present the significant interactions in Table 3. Given the aforementioned issues with low power, and the increasing awareness of not relying on p -values alone in interpreting data (Cumming 2014), we report full results for interactions with a p -value ≤ 0.1 with a corresponding confidence interval that did not include zero (± 0.01 ; Table 3). We did not find that neuroticism moderated the effect of pain, nausea, anxiety, diarrhea, dizziness, difficulty thinking, or appetite on Time 2 depression for any of the illness groups.

ALS

Neuroticism moderated the relationship between Time 1 drowsiness, fatigue, shortness of breath, and wellbeing on Time 2 depression (Table 3; Fig. 1). The interaction between Time 1 drowsiness and neuroticism was significantly related to Time 2 depression (Table 3). Greater drowsiness was associated with greater depressive symptoms for those high in neuroticism, and less depression at Time 2 for those low in neuroticism. The slope of the relationship between Time 1 drowsiness and Time 2 depression was positive but non-significant for those high in neuroticism. A similar pattern emerged in the interaction between Time 1 fatigue and neuroticism in its relation to Time 2 depression (Table 3). Higher levels of fatigue at Time 1 were associated with greater levels of depression at Time 2. Whereas fatigue was not significantly associated with subsequent depression for those lower in neuroticism, for those higher in neuroticism, Time 1 fatigue was associated with depression in the clinical range (>8). Neuroticism also moderated the relationship between Time 1 shortness of breath and Time 2 depression (Table 3). Neuroticism exacerbated the likelihood of depression at Time 2 among those with greater shortness of breath at Time 1 ($\beta = 0.21$, $p = .10$, 95% CI $[-0.04, 0.46]$). The interaction between Time 1 wellbeing and neuroticism was significantly related to Time 2 depression (Table 3), such that for those high on neuroticism, low wellbeing at Time 1 was associated with greater depression at Time 2. There was no significant relationship between Time 1 wellbeing and Time 2 depression at lower levels of neuroticism.

COPD

In participants with COPD, neuroticism moderated the relationship between Time 1 drowsiness, trouble sleeping, will to live, and activity on Time 2 depression (Table 3). These interactions are demonstrated in Fig. 2. The interaction between Time 1 drowsy and neuroticism was significantly related to Time 2 depression (Table 3), with the effect of neuroticism on depression being stronger and positive for those who have higher drowsiness at time 1 ($\beta = 0.17$, $p < .01$, 95% CI $[0.07, 0.27]$, $\Delta R^2 = 0.02$). Further, the relationship between Time 1 trouble sleeping and Time 2 depression was significantly moderated by neuroticism (Table 3), such that increased trouble sleeping at Time 1 was associated with less depression at Time 2 among those high in neuroticism, whereas for those who had less trouble sleeping, those high in neuroticism had

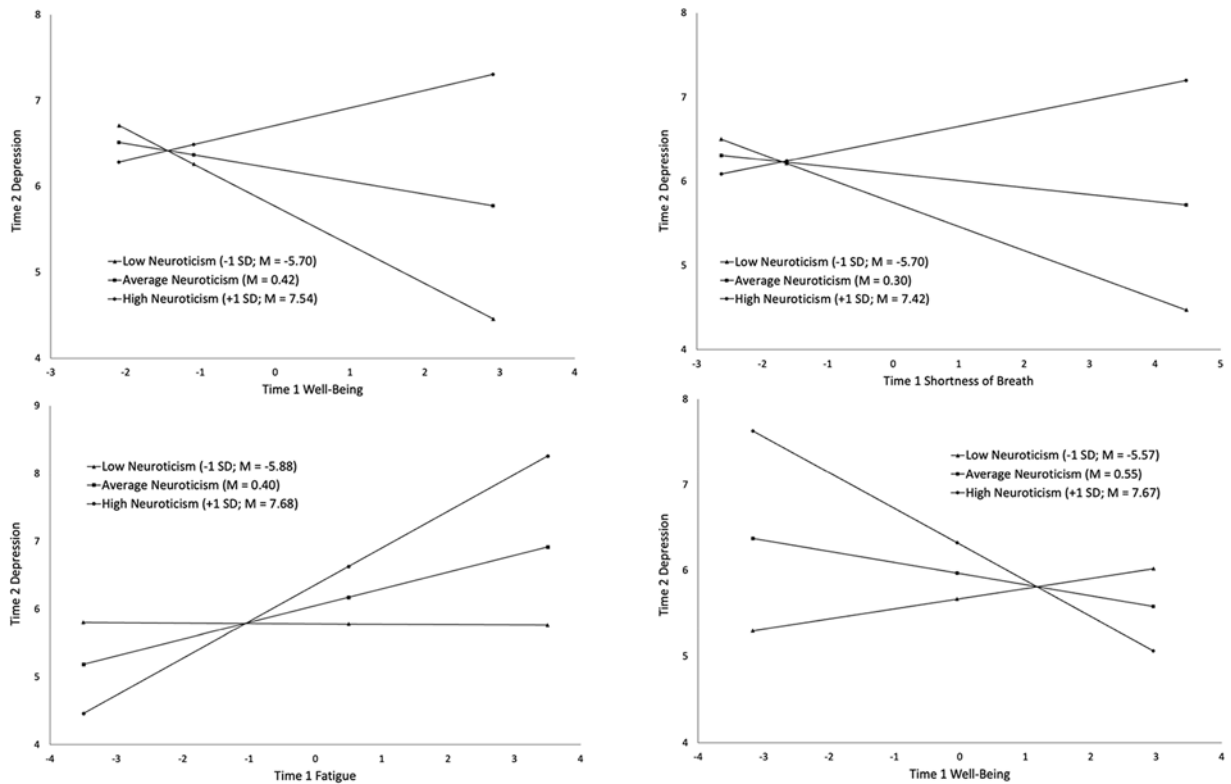


Figure 1. ALS – significant interactions of neuroticism and ESAS-R symptom on subsequent depression.

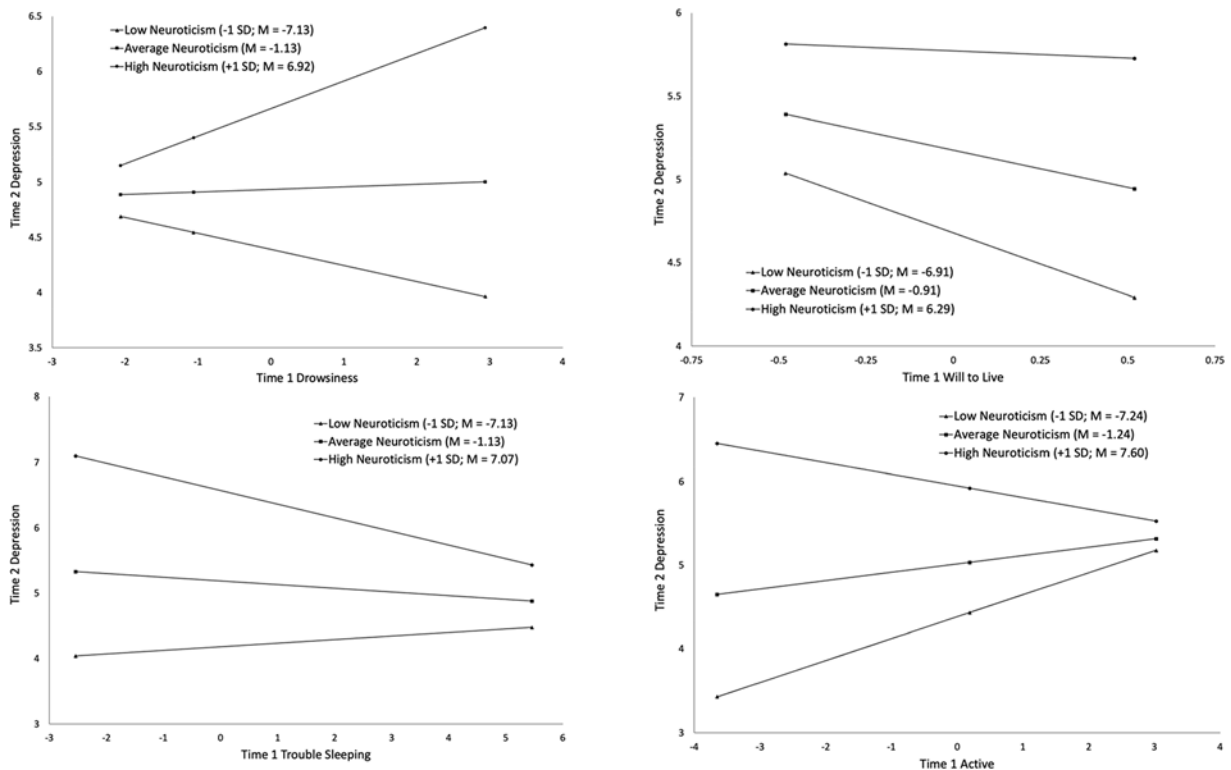


Figure 2. COPD – significant interactions of neuroticism and ESAS-R symptom on subsequent depression.

greater depression symptoms than those low in neuroticism. The relationship between Time 1 will to live and Time 2 depression was significantly moderated by neuroticism (Table 3), such that in those

low in neuroticism, low will to live at time 1 was associated with greater depression at time 2. Interestingly, for those high in neuroticism, depression scores at time 2 were relatively invariant as a

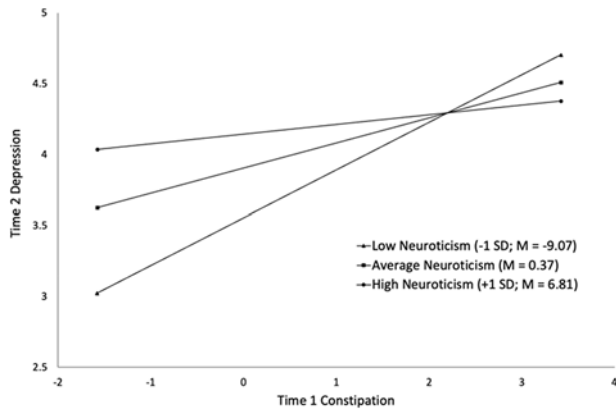


Figure 3. ESRD – significant interactions of neuroticism and ESAS-R symptom on subsequent depression.

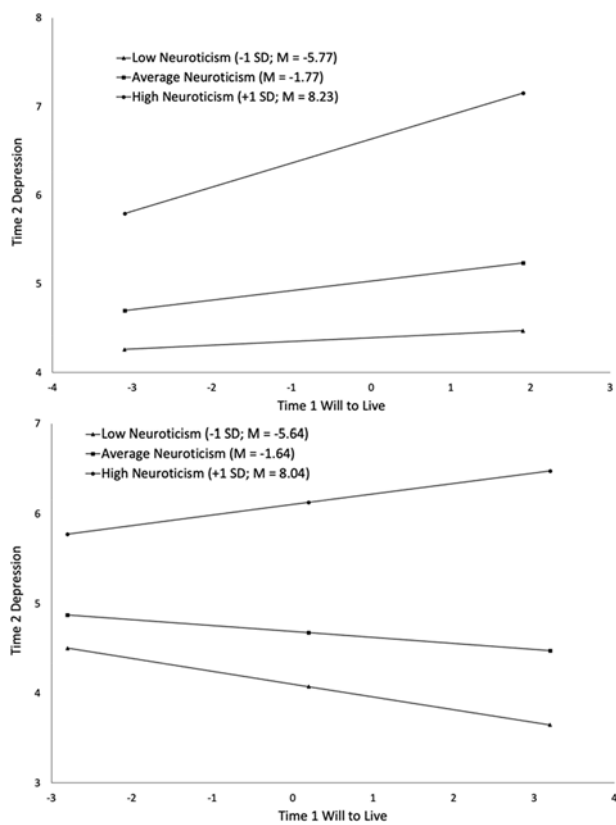


Figure 4. Frailty – significant interactions of neuroticism and ESAS-R symptom on subsequent depression.

function of will to live at Time 1. Similarly, the interaction between Time 1 active and neuroticism and was significantly related to Time 2 depression (Table 3). The effect of neuroticism on subsequent depression was strongest and positive at lower levels of activity ($\beta = 0.20$, $p = 0.001$, 95% CI [0.08, 0.32]), weaker though still significant at moderate activity ($\beta = 0.10$, $p = 0.02$, 95% CI [0.02, 0.18]), and not significant at high levels of activity.

ESRD

The relationship between Time 1 constipation and Time 2 depression was moderated by neuroticism (Table 3). For those low in

neuroticism, higher levels of constipation at Time 1 was associated with greater of depression at Time 2 (Fig. 3). A similar, though weaker pattern emerged for those with average levels of neuroticism.

Frailty

The relationship between Time 1 weakness and Time 2 depression was moderated by neuroticism (Table 3). At high levels of Time 1 weakness, those highest in neuroticism had Time 2 depression scores that were almost 3-points higher than those lowest in neuroticism (Fig. 4). Probing the interaction revealed that the positive relationship between neuroticism and weakness on subsequent depression was strongest at high levels of weakness ($\beta = 0.20$, $p < 0.001$, 95% CI [0.12, 0.29]), and weakest at low levels of weakness ($\beta = 0.09$, $p < 0.001$, 95% CI [-0.02, 0.20]). The interaction between Time 1 will to live and neuroticism and its relationship to Time 2 depression (Table 3) shows a strong positive slope for those with high neuroticism demonstrating that for highly neurotic individuals, greater will to live at Time 1 was associated with greater depression at Time 2 (Fig. 4).

Discussion

To the best of our knowledge, this study is the first to examine neuroticism as a moderator between common illness symptoms and later depression in noncancer populations at the EOL. We found partial support for our hypothesis that the relationship between physical symptoms and depressive symptoms 3 months later is dependent on neuroticism in patients with ALS, COPD, ESRD, and frailty. Among these illness groups, there were both shared and unique ESAS-R symptoms that interacted with neuroticism to predict depression. Moreover, neuroticism tended to increase the likelihood of depressive symptoms for individuals reporting those physical symptoms most common or problematic to the specific illnesses and may be important in the development of psychopathology and poor coping in the context of illness-related symptom distress. Thus, these findings may be vital in understanding which patients at EOL are at risk for comorbid depression and the challenges it brings. This is made evident through examining the interaction of neuroticism with pervasive symptoms of each illness.

In patients with ALS, fatigue interacted with neuroticism to predict later depression. Fatigue was associated with clinically significant levels of depression only for those with above-average neuroticism. Given that fatigue is such a pervasive symptom in ALS (Jackson et al. 2015), the ability to identify patients who may be at risk for later depression, as a function of neuroticism, is promising. The potential clinical significance of this finding is accentuated by the fact that lack of energy is one of the most impairing symptoms of depression (Fried et al. 2016; Fried and Nesse 2014). It is concerning that patients with ALS higher in neuroticism and fatigue are more likely to develop depression, which can further increase fatigue and limit energy. This fatigue alongside EOL depression may get in the way of a “good death” (e.g., limiting engagement in meaningful activities/life completion, important conversations; Chochinov 2003). Thus, screening patients with ALS at EOL who experience fatigue for high neuroticism may lead to early detection of those at risk for later depression and the subsequent, potentially exacerbated consequences of fatigue. This early detection may provide the opportunity for preventative care, allowing for these individuals to engage in activities that contribute to a “good

death." This finding is also consistent with research highlighting the overlap between symptoms of depression and chronic illness (Wilson-Genderson et al. 2017), but is unique in that the longitudinal nature of the analysis elucidates directionality – that the fatigue is not simply a function of increased depression, but rather, in the context of high neuroticism, predicts it. A similar pattern is seen in those at EOL with COPD.

Excessive daytime sleepiness (drowsiness) is common in COPD (Enz et al. 2016) and is one of the symptoms that interacted with neuroticism to predict later depression. There was a positive association between drowsiness and later depression in those high in neuroticism. Given that energy loss leads to severe impairment in those with depression (Fried et al. 2016; Fried and Nesse 2014) and that drowsiness and high neuroticism interacted to predict later depression in patients with COPD, this is clinically significant. This drowsiness, like fatigue in those with ALS, may lead to accentuated impairment if depression develops. Again, this finding points to the importance of screening those with this common symptom of COPD for high neuroticism in hopes of providing better EOL care.

Functional gastrointestinal symptoms are common in ESRD (Cano et al. 2007; Gök et al. 2017). Constipation affects approximately one third of patients with ESRD and is highly associated with depression in some samples (So Yeon et al. 2009). Gastrointestinal problems have been found to be one of the most central physical symptoms associated with depression in the general population (Fried et al. 2016). Our results suggest that while those high in neuroticism maintain relatively stable levels of depression, regardless of constipation severity, for those with moderate to low neuroticism, higher levels of constipation are associated with a significant increase in depression symptoms. Though this finding may seem counterintuitive, given the high occurrence of gastrointestinal issues in ESRD, individuals with this disease who are higher in neuroticism may have "adapted" to gastrointestinal symptoms so that their level of constipation is not a primary driver of their depressive symptoms. However, for those who are lower in neuroticism, the "insult" of a challenging symptom such as constipation may contribute to mood symptoms. It is also possible this finding reflects a Type 1 error. These types of nuances would be important to explore in future research and this outlier finding would benefit from replication. Research in other illnesses has demonstrated that in those with Parkinson's disease, there was a bidirectional relationship between gastrointestinal symptoms and depressive symptoms (Jones et al. 2021). That is, for those with Parkinson's disease, more severe gastrointestinal symptoms predicted more severe depressive symptoms, which in turn predicted more severe gastrointestinal symptoms in the following year. If this pattern were to emerge in those with ESRD, it may be important to screen those with gastrointestinal symptoms for depression to identify those who may be at risk for this negative symptom cycle that is so common with depression and chronic illness (Evans et al. 2005).

There has been a call for an understanding of moderators in the relationship between frailty and depression (Vaughan et al. 2015), and our analysis revealed neuroticism is one such moderator. In our sample, there is preliminary evidence that weakness – a hallmark symptom of frailty – is associated differentially with later depression dependent on levels of neuroticism. At high levels of weakness, those higher in neuroticism had greater symptoms of depression than those lower in neuroticism. This suggests that neuroticism may play a key role in mood outcomes within the same symptom presentation, consistent with prior research (Enns and Cox 1997; van Eeden et al. 2019). Additionally, an increased will

to live at baseline was associated with increased depression symptoms at follow-up only for those higher in neuroticism. Individuals in the frail sample were the oldest of our 4 illness groups which may have provided them more prognostic awareness of their impending death (Carstensen 2006). As such, a strong will to live in this group may be incompatible with reality, death acceptance, and making peace (Cicirelli 2003). Again, these findings provide insight into EOL care and highlight the importance of identifying those at risk for later depression. Patients higher in neuroticism with a strong will to live may benefit from interventions related to meaning making and acceptance to reduce existential distress and depression. Thus, for all 4 illness groups, neuroticism may interact with common symptoms of the respective illnesses in ways that highlight the importance of identifying those at risk for developing depression in providing effective EOL care.

The findings of this study must be viewed in the context of its strengths and limitations. In terms of strengths, the ability to examine the impact of symptom distress on depression longitudinally, as a function of neuroticism, in a diverse sample of participants at the EOL with noncancer illnesses, is an important contribution to the literature and allowed us to control for the effects of prior depression and medical symptoms on future development of depressive symptoms. Although the sample is relatively large, the power to detect moderation effects was nonetheless low, an extensively discussed challenge of moderated multiple regression (Aguinis 1995). Despite being underpowered, we still found effect sizes related to the interaction terms that were small to medium, which suggests neuroticism meaningfully impacts the effect specific symptoms have on later depressive symptoms. This low power introduced further limitations as we ran multiple tests with a more liberal *p*-value, which inflates the possibility of Type I error. Future research with larger samples and more conservative *p*-values would help reinforce these findings and add further support to the suggestion that the relationship between specific illness-related symptom and depression could vary between individuals who are low versus high in neuroticism.

As this was secondary analysis, we were limited to use of single item predictors in the ESAS-R, which is not ideal in terms of thoroughly assessing symptom impact. However, given the common use of the ESAS-R across illnesses, both within our research sample and in clinical practice, it was appropriate for this preliminary investigation. Similarly, the HADS is not a diagnostic tool, though its strength is that it primarily avoids somatic symptoms of depression, which can confound accurate assessment in the medically ill (Olver and Hopwood 2013; Zigmond and Snaith 1983). Future research might consider the use of comprehensive measures of 1 symptom, within 1 illness, with illness-specific mental health measures. Relatedly, use of the full NEO-PI-R (Costa 1992) which includes sub-facets of neuroticism, may be particularly relevant to our research question and study populations. Finally, inclusion of a measure that specifically assesses coping (Carver 1997) would have allowed for direct assessment of coping in itself and as a mediator of the relationship between neuroticism and depression.

Clinically, the present research adds to the small body of literature examining the importance of neuroticism in EOL experience (Bovero et al. 2018; Chochinov et al. 2006; Ghiggia et al. 2021; Lattie et al. 2016). Our findings point to specific symptoms within illness groups, for which neuroticism may be a particularly important variable to consider in terms of monitoring risk of depressive symptoms. With respect to treatment implications, our findings provide preliminary evidence for specific groups of patients, unique to each illness, who may be targeted for early intervention both in terms of

physical and psychological symptoms. As such, it may be useful to screen patients for neuroticism early in the illness trajectory.

Supplementary material. The supplementary material for this article can be found at <https://doi.org/10.1017/S147895152300127X>.

Funding. This work was supported by the CIHR Doctoral Research Award, Sir Gordon Wu Scholarship, and Centre on Aging. This research received no specific grant from any funding agency, commercial, or not-for profit sectors.

Competing interests. All authors declare none.

References

- Aarstad AKH, Beisland E and Aarstad HJ (2011a) Personality, choice of coping and T stage predict level of distress in head and neck cancer patients during follow-up. *European Archives of Oto-Rhino-Laryngology* **269**(9), 2121–2128. doi:10.1007/S00405-011-1884-4
- Aarstad AKH, Beisland E, Osthus AA, et al. (2011b) Distress, quality of life, neuroticism and psychological coping are related in head and neck cancer patients during follow-up. *Acta Oncologica* **50**(3), 390–398. doi:10.3109/0284186X.2010.504227
- Addington-Hall JM and Higginson IJ (2001) *Palliative Care for Non-cancer Patients*. Palliative Care for Non-cancer Patients. Oxford: Oxford University Press.
- Aguinis H (1995) Statistical power with moderated multiple regression in management research. *Journal of Management* **21**(6), 1141–1158. doi:10.1177/014920639502100607
- Aguinis H, Edwards JR and Bradley KJ (2017) Improving our understanding of moderation and mediation in strategic management research. *Organizational Research Methods* **20**(4), 665–685. doi:10.1177/1094428115627498
- Aoun SM, Bentley B, Funk L, et al. (2013) A 10-year literature review of family caregiving for motor neurone disease: Moving from caregiver burden studies to palliative care interventions. *Palliative Medicine* **27**(5), 437–446. doi:10.1177/0269216312455729
- Barlow DH, Sauer-Zavala S, Carl JR, et al. (2014) The nature, diagnosis, and treatment of neuroticism: Back to the future. *Clinical Psychological Science* **2**(3), 344–365. doi:10.1177/2167702613505532
- Beisland E, Aarstad AKH, Osthus AA, et al. (2013) Stability of distress and health-related quality of life as well as relation to neuroticism, coping and TNM stage in head and neck cancer patients during follow-up. *Acta Oto-Laryngologica* **133**(2), 209–217. doi:10.3109/00016489.2012.720032
- Bodner TE (2017) Standardized effect sizes for moderated conditional fixed effects with continuous moderator variables. *Frontiers in Psychology* **8**, 562–573. doi:10.3389/FPSYG.2017.00562/BIBTEX
- Bovero A, Sedghi NA, Opezzo M, et al. (2018) Dignity-related existential distress in end-of-life cancer patients: Prevalence, underlying factors, and associated coping strategies. *Psycho-Oncology* **27**(11), 2631–2637. doi:10.1002/pon.4884
- Brandes CM and Tackett JL (2019) Contextualizing neuroticism in the Hierarchical Taxonomy of Psychopathology. *Journal of Research in Personality* **81**, 238–245. doi:10.1016/J.JRP.2019.06.007
- Breitbart W, Rosenfeld B, Pessin H, et al. (2000) Depression, hopelessness, and desire for hastened death in terminally ill patients with cancer. *Journal of the American Medical Association* **284**(22), 2907–2911. doi:10.1371/journal.pone.0147607
- Bruera E, Kuehn N, Miller MJ, et al. (1991) The Edmonton Symptom Assessment System (ESAS): A simple method for the assessment of palliative care patients. *Journal of Palliative Care* **7**(2), 6–9. doi:10.1007/s00520-005-0834-3
- Cano AE, Neil AK, Kang JY, et al. (2007) Gastrointestinal symptoms in patients with end-stage renal disease undergoing treatment by hemodialysis or peritoneal dialysis. *American Journal of Gastroenterology* **102**(9), 1990–1997. doi:10.1111/J.1572-0241.2007.01321.X
- Cardenal V, Cerezo MV, Martínez J, et al. (2012) Personality, emotions and coping styles: Predictive value for the evolution of cancer patients. *The Spanish Journal of Psychology* **15**(2), 756–768. doi:10.5209/REV_SJOP.2012.V15.N2.38887
- Carstensen LL (2006) The influence of a sense of time on human development. *Science* **312**(5782), 1913–1915. doi:10.1126/science.1127488
- Carter PA and Acton GJ (2006) Personality and coping: Predictors of depression and sleep problems among caregivers of individuals who have cancer. *Journal of Gerontological Nursing* **32**(2), 45–53. doi:10.3928/0098-9134-20060201-11
- Carver CS (1997) You want to measure coping but your protocol' too long: Consider the brief cope. *International Journal of Behavioral Medicine* **4**(1), 92–100. doi:10.1207/S15327558IJBMM0401_6
- Carver CS (2005) Enhancing adaptation during treatment and the role of individual differences. *Cancer* **104**(S11), 2602–2607. doi:10.1002/CNCR.21247
- Carver CS and Connor-Smith J (2010) Personality and coping. *Annual Review of Psychology* **61**(1), 679–704. doi:10.1146/ANNUREV.PSYCH.093008.100352
- Chochinov HM (2003) Depression in the terminally ill: Prevalence and measurement issues. In Portenoy RK and Bruera E (eds), *Issues in Palliative Care Research*. New York, NY: Oxford University Press, 189–202.
- Chochinov HM (2006) Dying, dignity, and new horizons in palliative end-of-life care. *CA: A Cancer Journal for Clinicians* **56**(2), 84–103. doi:10.3322/CANJCLIN.56.2.84
- Chochinov HM, Hassard T, McClement S, et al. (2009) The landscape of distress in the terminally ill. *Journal of Pain and Symptom Management* **38**(5), 641–649. doi:10.1016/j.jpainsymman.2009.04.021
- Chochinov HM, Johnston W, McClement SE, et al. (2016) Dignity and distress towards the end of life across four non-cancer populations. *PLOS ONE* **11**(1), e0147607. doi:10.1371/JOURNAL.PONE.0147607
- Chochinov HM, Kristjanson LJ, Hack TF, et al. (2006) Personality, neuroticism, and coping towards the end of life. *Journal of Pain and Symptom Management* **32**(4), 332–341. doi:10.1016/j.jpainsymman.2006.05.011
- Chochinov HM, Wilson KG, Enns M, et al. (1998) Depression, hopelessness, and suicidal ideation in the terminally ill. *Psychosomatics* **39**, 366–370. doi:10.1016/S0033-3182(98)71325-8
- Cicirelli VG (2003) Older adults' fear and acceptance of death: A transition model. *Ageing International* **28**(1), 66–81. doi:10.1007/S12126-003-1016-6
- Clegg A, Young J, Iliffe S, et al. (2013) Frailty in elderly people. *The Lancet* **381**(9868), 752–762. doi:10.1016/S0140-6736(12)62167-9
- Costa PT (1992) *NEO Personality Inventory-revised (NEO PI-R)*. Odessa: Psychological Assessment Resources.
- Costa PT and McCrae RR (1992) Revised NEO personality inventory (NEO-PI-R) and NEO five-factor inventory (NEO-FFI) professional manual. Psychological Assessment Resources.
- Cumming G (2014) The new statistics: Why and how. *Psychological Science* **25**(1), 7–29. doi:10.1177/0956797613504966
- Enns MW and Cox BJ (1997) Personality dimensions and depression: Review and commentary. *Canadian Journal of Psychiatry* **42**(3), 274–284. doi:10.1177/070674379704200305
- Enz C, Brighenti-Zogg S, Steveling-Klein EH, et al. (2016) Predictors of increased daytime sleepiness in patients with chronic obstructive pulmonary disease: A cross-sectional study. *Sleep Disorders* **2016**, 1089196. doi:10.1155/2016/1089196
- Evans DL, Charney DS, Lewis L, et al. (2005) Mood disorders in the medically ill: Scientific review and recommendations. *Biological Psychiatry* **58**(3), 175–189. doi:10.1016/j.biopsych.2005.05.001
- Fried EI, Epskamp S, Nesse RM, et al. (2016) What are 'good' depression symptoms? Comparing the centrality of DSM and non-DSM symptoms of depression in a network analysis. *Journal of Affective Disorders* **189**, 314–320. doi:10.1016/J.JAD.2015.09.005
- Fried EI and Nesse RM (2014) The impact of individual depressive symptoms on impairment of psychosocial functioning. *PLoS ONE* **9**(2), e90311. doi:10.1371/JOURNAL.PONE.0090311
- Gardiner C, Gott M, Payne S, et al. (2010) Exploring the care needs of patients with advanced COPD: An overview of the literature. *Respiratory Medicine* **104**(2), 159–165. doi:10.1016/j.rmed.2009.09.007
- Ghiggia A, Pierotti V, Tesio V, et al. (2021) Personality matters: Relationship between personality characteristics, spirituality, demoralization, and

- perceived quality of life in a sample of end-of-life cancer patients. *Supportive Care in Cancer* **29**(12), 7775–7783. doi:10.1007/S00520-021-06363-X/TABLES/5
- Gök EG, Yıncı A, Çoban M, et al.** (2017) Functional bowel disorders and associated risk factors in hemodialysis patients in Turkey. *Turkish Journal of Gastroenterology* **28**(1), 12–19. doi:10.5152/TJG.2016.0415
- Green SB** (1991) How many subjects does it take to do a regression analysis. *Multivariate Behavioral Research* **26**(3), 499–510. doi:10.1207/S15327906MBR2603_7
- Hayes AF** (2018) *Introduction to Mediation, Moderation, and Conditional Process Analysis: A Regression-based Approach*, 2nd edn. New York: The Guildford Press.
- Hobson K, Gomm S, Murtagh F, et al.** (2011) National survey of the current provision of specialist palliative care services for patients with end-stage renal disease. *Nephrology Dialysis Transplantation* **26**(4), 1275–1281. doi:10.1093/NDT/GFQ530
- Jackson CE, McVey AL, Rudnicki S, et al.** (2015) Symptom management and end-of-life care in amyotrophic lateral sclerosis. *Neurologic Clinics* **33**(4), 889–908. doi:10.1016/j.ncl.2015.07.010
- Jones JD, Dominguez B, Bunch J, et al.** (2021) A bidirectional relationship between anxiety, depression and gastrointestinal symptoms in Parkinson's disease. *Clinical Parkinsonism & Related Disorders* **5**, 100104. doi:10.1016/j.PRDOA.2021.100104
- Katon W, Lin EHB and Kroenke K** (2007) The association of depression and anxiety with medical symptom burden in patients with chronic medical illness. *General Hospital Psychiatry* **29**(2), 147–155. doi:10.1016/j.genhosppsy.2006.11.005
- Kendler KS and Myers J** (2010) The genetic and environmental relationship between major depression and the five-factor model of personality. *Psychological Medicine* **40**(5), 801–806. doi:10.1017/S0033291709991140
- Kristjanson LJ, Aoun SM and Oldham L** (2006) Palliative care and support for people with neurodegenerative conditions and their carers. *International Journal of Palliative Nursing* **12**(8), 368–377. doi:10.12968/ijpn.2006.12.8.368
- Lahey BB** (2009) Public health significance of neuroticism. *American Psychologist* **64**(4), 241–256. doi:10.1037/a0015309
- Lastrucci V, D'Arienzo S, Collini F, et al.** (2018) Diagnosis-related differences in the quality of end-of-life care: A comparison between cancer and non-cancer patients. *PLoS ONE* **13**(9), e0204458–e0204458. doi:10.1371/JOURNAL.PONE.0204458
- Lattie EG, Asvat Y, Shivpuri S, et al.** (2016) Associations between personality and end-of-life care preferences among men with prostate cancer: A clustering approach. *Journal of Pain and Symptom Management* **51**(1), 52–59. doi:10.1016/j.jpainsymman.2015.08.005
- Macía P, Gorbeña S, Gómez A, et al.** (2020) Role of neuroticism and extraversion in the emotional health of people with cancer. *Heliyon* **6**(7), e04281. doi:10.1016/J.HELIYON.2020.E04281
- McCrae RR and Costa PT** (2004) A contemplated revision of the NEO Five-Factor Inventory. *Personality and Individual Differences* **36**(3), 587–596. doi:10.1016/S0191-8869(03)00118-1
- Moens K, Higginson IJ and Harding R** (2014) Are there differences in the prevalence of palliative care-related problems in people living with advanced cancer and eight non-cancer conditions? A systematic review. *Journal of Pain and Symptom Management* **48**(4), 660–677. doi:10.1016/j.jpainsymman.2013.11.009
- Ohayon MM and Schatzberg AF** (2003) Using chronic pain to predict depressive morbidity in the general population. *Archives of General Psychiatry* **60**(1), 39–47. doi:10.1001/ARCHPSYC.60.1.39
- Olver JS and Hopwood MJ** (2013) Depression and physical illness. *Medical Journal of Australia* **199**(6), S9–12. doi:10.5694/MJA12.10597
- Rutskij R, Gaarden T, Bremnes R, et al.** (2010) A study of coping in long-term testicular cancer survivors. *Psychology, Health & Medicine* **15**(2), 146–158. doi:10.1080/13548501003623955
- Shieh G** (2009) Detecting interaction effects in moderated multiple regression with continuous variables power and sample size considerations. *Organizational Research Methods* **12**(3), 510–528. doi:10.1177/1094428108320370
- Šimunović Filipčić I, Filipčić I, Glamuzina L, et al.** (2019) The effect of chronic physical illnesses on psychiatric hospital admission in patients with recurrent major depression. *Psychiatry Research* **272**, 602–608. doi:10.1016/J.PSYCHRES.2018.12.178
- Soto-Rubio A, Valero-Moreno S, Díaz JL, et al.** (2020) COPD at the end of life: Predictors of the emotional distress of patients and their family caregivers. *PLoS ONE* **15**, e0240821. doi:10.1371/journal.pone.0240821
- So Yeon C, Min-Ok K, Hyun-Ju C, et al.** (2009) Constipation is closely associated with depression in patients with end-stage renal disease undergoing hemodialysis or peritoneal dialysis. *The Korean Journal of Nephrology* **28**, 610–616.
- Stiel S, Matthies DMK, Seuß D, et al.** (2014) Symptoms and problem clusters in cancer and non-cancer patients in specialized palliative care - Is there a difference? *Journal of Pain and Symptom Management* **48**(1), 26–35. doi:10.1016/j.jpainsymman.2013.08.018
- United Nations Department of Economic and Social Affairs** (2019) Our world is growing older: UN DESA releases new report on ageing.
- van Eeden WA, van Hemert AM, Carlier IVE, et al.** (2019) Neuroticism and chronicity as predictors of 9-year course of individual depressive symptoms. *Journal of Affective Disorders* **252**, 484–492. doi:10.1016/J.JAD.2019.04.052
- Vaughan L, Corbin AL and Goveas JS** (2015) Depression and frailty in later life: A systematic review. *Clinical Interventions in Aging* **10**, 1947–1958. doi:10.2147/CIA.S69632
- Wang H, Sun X, Yue H, et al.** (2022) The dyadic effects of personality traits on depression in advanced lung cancer patients and caregivers: The mediating role of acceptance of illness. *European Journal of Cancer Care* **31**(1), e13538. doi:10.1111/ECC.13538
- Watson D** (2001) Neuroticism. In Smelser NJ and Baltes PB (eds), *International Encyclopedia of the Social & Behavioral Sciences*. Oxford: Elsevier, 10609–10612.
- Widiger TA and Seiditz L** (2002) Personality, psychopathology, and aging. *Journal of Research in Personality* **36**, 335–362. doi:10.1016/S0092-6566(02)00013-2
- Wilson KG, Chochinov HM, Graham Skirko M, et al.** (2007a) Depression and anxiety disorders in palliative cancer care. *Journal of Pain and Symptom Management* **33**(2), 118–129. doi:10.1016/j.jpainsymman.2006.07.016
- Wilson KG, Chochinov HM, McPherson CJ, et al.** (2007b) Suffering with advanced cancer. *Journal of Clinical Oncology* **25**(13), 1691–1697. doi:10.1200/JCO.2006.08.6801
- Wilson-Genderson M, Heid AR and Pruchno R** (2017) Onset of multiple chronic conditions and depressive symptoms: A life events perspective. *Innovation in Aging* **1**(2), igx022. doi:10.1093/GERONI/IGX022
- World Health Organization** (2020) The top 10 causes of death.
- Zigmond AS and Snaith RP** (1983) The hospital anxiety and depression scale. *Acta Psychiatrica Scandinavica* **67**(6), 361–370. doi:10.1111/J.1600-0447.1983.TB09716.X