

The Journal of Laryngology and Otology

EDITED BY
SIR GEOFFREY BATEMAN

ASSISTANT EDITOR
LIONEL TAYLOR

Contents

Skin flaps in head and neck surgery	P. M. STELL, D. E. JOBBINS and A. G. MARAN	419
Ultrastructure of the middle ear mucosa in chronic suppurative otitis media	E. HENTZER	447
Ultrastructure of normal and pathological middle ear mucosa	G. BRÉMOND and A. COQUIN	451
The pathogenesis of idiopathic haemotympanum	K. BAK-PEDERSEN and M. TOS	473
Assessment of the results in tympanoplasty	M. TOS	487
Edward Woakes: the history of an eponym	R. TH. R. WENTGES	501
Clinical records—		
Chondrosarcoma of the hard palate	G. GREGORIADES	513
Impacted foreign body of retropharyngeal space	K. R. GUPTA, P. K. KAKAR and P. S. SAHARIA	519
Facial pain as the first symptom in acoustic neuroma	R. J. PAYTEN	523
Lymphosarcoma of larynx	T. S. DOGRA	535
General notes		543

Headley Brothers Ltd

Ashford, Kent

Annual Subscription £8 net, U.S.A. \$23

Monthly, £1 net, post free

The Journal of Laryngology and Otology

(FOUNDED in 1887 by MORELL MACKENZIE and NORRIS WOLFENDEN)

EDITED BY
SIR GEOFFREY BATEMAN

ASSISTANT EDITOR
LIONEL TAYLOR

1. Original articles which have not been published elsewhere are invited and should be sent to the Editor. They are considered for publication on the understanding that they are contributed to this *Journal* solely. Reproduction elsewhere, in whole or in part, is not permitted without the previous written consent of the Author and Editor and the customary acknowledgement must be made.

2. Manuscripts should be typewritten, on one side only of the paper, and well spaced. Captions to illustrations should be typed on a separate sheet and sent at the same time as original photographs, etc.

The Harvard system of recording references should be used, e.g. GREEN, C., and BROWN, D. (1951), *Journal of Laryngology and Otology*, 65, 33. The titles of all Journals should be given without abbreviation.

It is most important that authors should verify personally the accuracy of every reference before submitting a paper for publication.

3. Galley proofs and engraver's proofs of illustrations are sent to the author. Corrections, which should be kept to a minimum, must be clearly marked, and no extra matter added. Proofs should be returned within 5 days.

4. Illustration blocks will normally be held by the Printers for three years, after which they will be destroyed. Any author is entitled to have these returned to him, but a request for this must be sent within three years of the appearance of the article, to HEADLEY BROTHERS LTD., The Invicta Press, Ashford, Kent. Coloured illustrations will be charged to authors, unless a special grant is authorized by the Editor.

5. Orders for reprints must be sent when returning galley proofs, and for this purpose special forms are supplied.

6. Editorial communications may be addressed to THE EDITOR, *Journal of Laryngology*, c/o HEADLEY BROTHERS LTD., The Invicta Press, Ashford, Kent.

7. The annual subscription is £8 (eight pounds sterling) post free; U.S.A. \$23 post free, and payable in advance.

8. Single copies of current or back numbers (when available) will be on sale at £1 (including postage) each.

9. All subscriptions, advertising and business communications should be sent to the publishers, or subscription agents.


HEADLEY BROTHERS LTD.

The Invicta Press, ASHFORD, Kent.

© *Journal of Laryngology and Otology Ltd.*, 1972

AMPLIVOX 84

The successor to the world's most widely used clinical Audiometer.



**Take a look at all the advantages you get
with this superb audiometer.**

- *Pure tone at eleven frequencies—now including 750 Hz*
- *Bone conduction at eight frequencies*
- *Narrow band masking via insert and headphones
Automatic presentation*
- *ISO specification*
- *Trimpot calibration*
- *Continuously variable second channel for ABLB
(Fowler) recruitment test*
- *Tone decay test*
- *Illuminated patient's signal*

PLUS *Calibrated speech audiometry via microphone or tape.*

Write now for illustrated brochure to :

AMPLIVOX HEARING CONSERVATION LTD

Beresford Avenue, Wembley, Middx. HAO 1RU. Phone : 01-902 8991



the complete de-bugging device

clears both fungi and bacteria in ear infections

Candida albicans and *Aspergillus niger* are isolated in over 20 per cent of cases of otitis externa, and if high success rates are to be achieved treatment must take account of this. Otoseptil® ear drops employs a very broad-spectrum attack with efficient anti-inflammatory action.

The new antibiotic ester—neomycin undecylenate—provides potent dual bactericidal and antifungal activity.

Tyrosinase (containing gramicidin and tyrocin) effectively eliminates resistant Gram-positive cocci, while Hydrocortisone alcohol exerts its characteristic anti-inflammatory action. Rapid tissue contact is ensured by the penetrant Ethylene oxide polyoxypropylene glycol condensate, which is incorporated in the clear liquid ear drop.

For pain relief, AUDAX™ ear drops may be used concomitantly with Otoseptil® ear drops because they are completely miscible and compatible.

Full information is available on request.

® Registered trade marks

Otoseptil

ear drops



Napp Laboratories Limited,
Watford WD27RA England

Please mention *The Journal of Laryngology and Otology* when replying to advertisements



THE NEW ACOUSTIC IMPEDANCE METER

PETERS

Audiometers and Sound Proof
Rooms for clinics, hospitals, schools and
factories all over the world

Literature and further information from:

PETERS

Head Office: 55 Clarkehouse Road,
Sheffield S10 2LE Telephone 0742 64434

Regional Sales and Service Centres

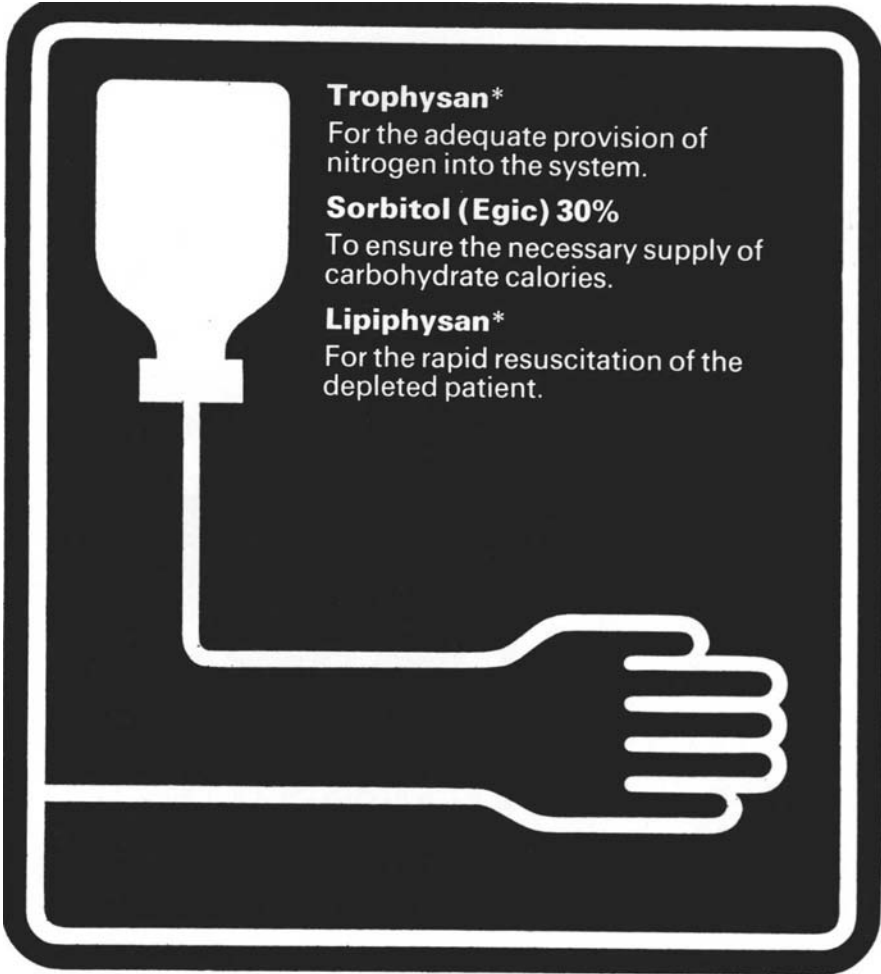
London: 45 New Cavendish Street,
London W1 Telephone 01-935 2604

South West England: 7 St. Augustine's Parade,
Bristol BS1 4 HX Telephone 0272 20737

Please mention *The Journal of Laryngology and Otology* when replying to advertisements

Parenteral nutrition in thoracic surgery

When diseases such as oesophageal carcinoma or cancer of the lungs or bronchi require surgical intervention the patient may often be severely debilitated. Inability or unwillingness to accept oral feeding means that parenteral nutrition must be used both before and after surgery. By this technique metabolic equilibrium is restored, the more rapid healing of wounds ensured, and resistance to secondary infection increased. All is made more certain by the use of SERVIER parenteral nutritional solutions.



Trophysan*

For the adequate provision of nitrogen into the system.

Sorbitol (Egic) 30%

To ensure the necessary supply of carbohydrate calories.

Lipiphysan*

For the rapid resuscitation of the depleted patient.

Where nutritional deficiency is the problem Servier has the solution



For full information and literature write to:

Servier Laboratories Limited
Percival House, Pinner Road, Harrow, Middlesex HA1 4HQ.

S.558.2

*Trade Mark



All she needs is a little squeeze.

All she needs is Audicort.

Because Audicort acts quickly, gently to soothe and relieve troubled ears.


Its non-aqueous, oily base allows greater miscibility with ear oils and waxes. So the medicaments stay in close, soothing contact with inflamed surfaces.

Audicort is sterile too. Its integrated squeezezy container effectively protects the solution from contamination.

So put her on Audicort. And watch her ears pick up.

Audicort.™

5 ml dropper bottle.

 **Lederle Laboratories.**

Research for British Medicine.

Cyanamid of Great Britain Ltd., Bush House, London WC2B 4PU

Further information on request.



Oto-, Rhino-, Laryngology

*Important, up-to-date, and scientifically accurate abstracts
of reports from the world's biomedical literature dealing with*

Oto-, Rhino-, Laryngology

are brought to your desk in this monthly publication.

First published in 1948,

Oto-, Rhino-, Laryngology currently contains some 4,750 abstracts each year.

MAIN CHAPTER HEADINGS

- | | |
|------------------------------------|--------------------------------------|
| 1. SKULL | 16. NASOPHARYNX |
| 2. FACE AND LIPS | 17. NASAL SINUSES |
| 3. MOUTH | 18. EXTERNAL EAR |
| 4. TONGUE | 19. MIDDLE EAR |
| 5. SALIVARY GLANDS | 20. INTERNAL EAR |
| 6. NECK | 21. OTOSCLEROSIS |
| 7. PHARYNX | 22. MENIERE DISEASE |
| 8. ESOPHAGUS | 23. FACIAL NERVE |
| 9. LARYNX | 24. VESTIBULAR SYSTEM |
| 10. TRACHEA | 25. CEREBELLOPONTINE
ANGLE TUMORS |
| 11. BRONCHI, LUNGS,
MEDIASTINUM | 26. HEARING |
| 12. OLFACTORY SYSTEM | 27. SPEECH |
| 13. EXTERNAL NOSE | 28. PHONIATRICS |
| 14. NASAL CAVITY | 29. ANESTHESIA |
| 15. NASAL SEPTUM | |

Specimen copies are available on request.

Annual Subscription Rate:

U.S. \$50.00/£20.95. Sterling/Dfl. 180,00

EXCERPTA MEDICA

Herengracht 119-123, Amsterdam, The Netherlands

Please mention *The Journal of Laryngology and Otology* when replying to advertisements

SUDAFED

nasal decongestant

The efficacy of SUDAFED as a decongestant has recently been demonstrated:

“In a double blind trial, oral pseudoephedrine (60 mg) was shown to produce a significant increase in maximal nasal flow...”

Europ J clin Pharmacol, (1971) 3, 182

Unlike many decongestants SUDAFED* does not cause drowsiness because it contains no antihistamine. SUDAFED leaves your patient breathing clearly and thinking clearly.

Each SUDAFED tablet contains 60 mg of pseudoephedrine hydrochloride.

Also available: SUDAFED Elixir containing 30 mg pseudoephedrine hydrochloride in each 5 ml.

*Trade Mark



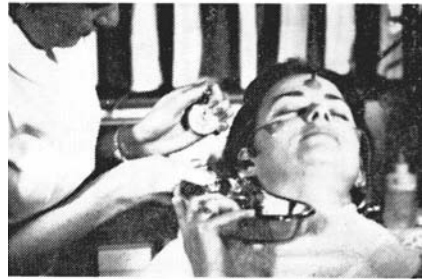
Full information is available on request.

Calmic Limited, Medical Sales Division

(The Wellcome Foundation Ltd.) **Dartford, Kent, DA1 5AH**

UNRIVALLED VERTIGO DIAGNOSIS


Series 3050 Electronystagmograph



The series 3050 Electronystagmograph is the most notable advance in the field of vertigo diagnosis to date. This portable, compact unit provides new high definition fine line recordings from direct writing heated stylus, easy chart loading with minimal chart waste, and dual speed drive, 5 and 10 mm per sec. Nystagmus duration and intensity are recorded free of distortion or artifact thanks to highly stable, high performance circuitry. Patient safety stringently observed.

The 3050 electronystagmograph is another product of Watson Victor's long experience — it's fully transistorised and measures a most compact 12" x 12" x 5". Power requirements: 240 Volt 50Hz or 110 Volt 60Hz. This includes the powering of inbuilt calibration lights.

U.K. Distributors: Amplivox Limited, Beresford Avenue, Wembley, Middlesex, HAO 1RU.



Watson Victor Ltd.

95 Epping Rd,
North Ryde,
NSW 2113. AUST.

Please forward me further information on the
Cardiotrace 3050 Electronystagmograph

Name

Address

SPS9.411.486A

THE LARYNGOSCOPE

A Monthly Journal
devoted to the disease of
EAR, NOSE AND THROAT

*Official organ for the American Laryngological
Rhinological and Otological Society*

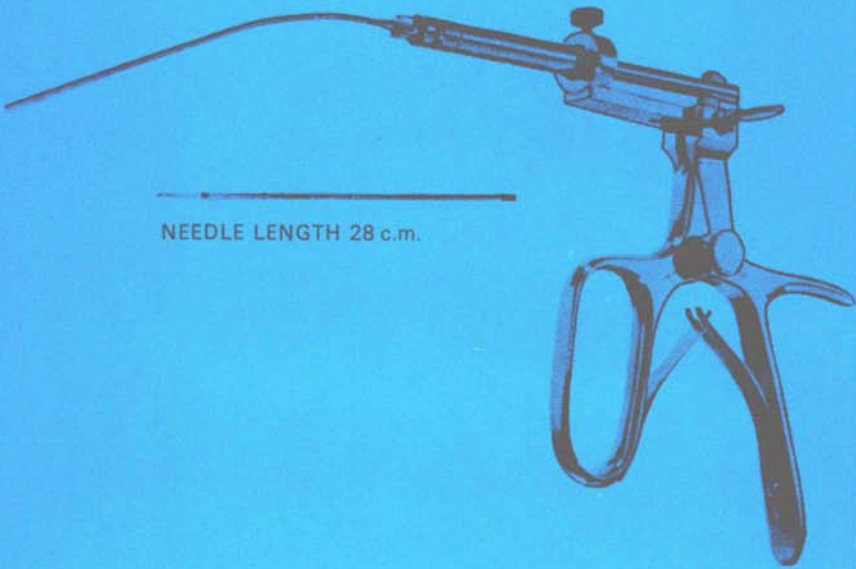
Price \$25.00 per year Canada \$27.00 per year
Foreign \$27.00 per year

ESTABLISHED 1896

JOSEPH H. OGURA, M.D.
EDITOR

222 PINE LAKE ROAD, COLLINSVILLE,
ILLINOIS 62234

BY P. McKELVIE F.R.C.S., D.L.O.



NEEDLE LENGTH 28 c.m.

The Teflon Paste Syringe was developed to overcome the difficulties experienced with other types of Laryngeal Injection Syringes which were difficult to use and fill, due to the resistance of the Teflon Paste.

DOWN BROS AND MAYER & PHELPS LIMITED
CHURCH PATH MITCHAM SURREY ENGLAND

Special features include:

1
Compact design with
high intensity coaxial
illumination

2
Motorised zoom
continuous magnification
changer controlled by a
new single foot pedal

3
Motorised fine focus
control operated by the
same foot pedal – leaving
both hands free for
surgery

4
Built-in geared tilting for
accurate alignment of the
microscope head

5
Coupling K120/76 with
geared angling movement
of the microscope head.

New

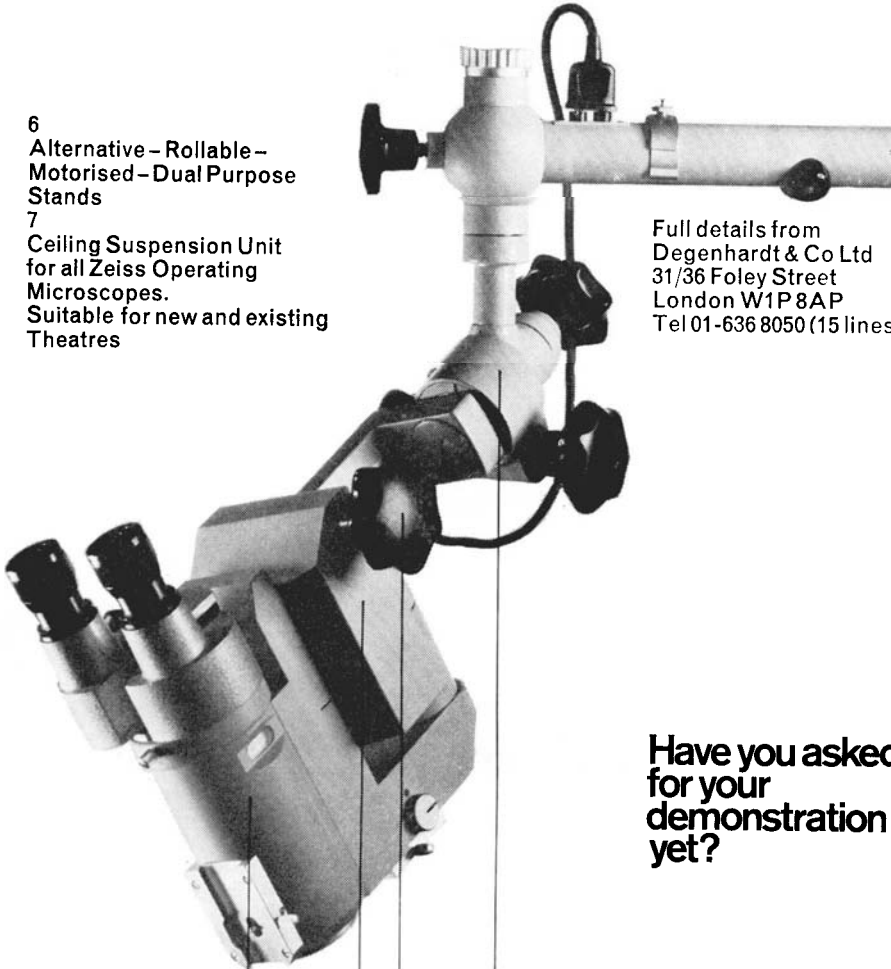
Zeiss Operating Microscope 6

ZEISSWestern
Germany

6
Alternative – Rollable –
Motorised – Dual Purpose
Stands

7
Ceiling Suspension Unit
for all Zeiss Operating
Microscopes.
Suitable for new and existing
Theatres

Full details from
Degenhardt & Co Ltd
31/36 Foley Street
London W1P 8AP
Tel 01-636 8050 (15 lines)



**Have you asked
for your
demonstration
yet?**

Geared Coupling
K120/76


Geared tilting
movement

Motorised
fine focus

Motorised zoom
magnification
changer

 **Degenhardt**

THERE IS NOTHING NEW ABOUT calgitex^{*} E.N.T. RIBBON GAUZE



Used extensively by E.N.T. surgeons throughout the world. Calgitex is highly suitable for packing procedures due to its soft texture, and slow absorption rate

- *Extensive compatibility with antibiotics
- *Non-adherent dressing.
- *Easy and painless removal.

Please send coupon for samples and literature:-

Medical Alginates Limited,
Wadsworth Road, Perivale,
Middlesex, England.

NAME _____

ADDRESS _____

Please send me samples and literature
of Calgitex ENT Ribbon Gauze

MEDICAL ALGINATES LTD.

Wadsworth Road, Perivale, Middlesex. Tel. 01-997 4441

A member of the Optrex Group

*Reg'd Trade Mark

British evidence confirms value of

SERC

in Meniere's syndrome

Serc is the first drug to offer comprehensive action against all the manifestations of Meniere's syndrome. A British trial* now confirms its clinical value. Objective tests of hearing and vestibular function in 11 patients before and after treatment with Serc showed a dramatic improvement in many cases.

'There was an overall average gain in hearing over the whole group in both ears.' Studies of nystagmus suggested an improvement in vestibular function. Subjectively, 9 out of 11 patients claimed improvement in the symptom of vertigo and all 11 claimed reduction in tinnitus.' *Journal of Laryngology and Otology*, 1971, 85:369.

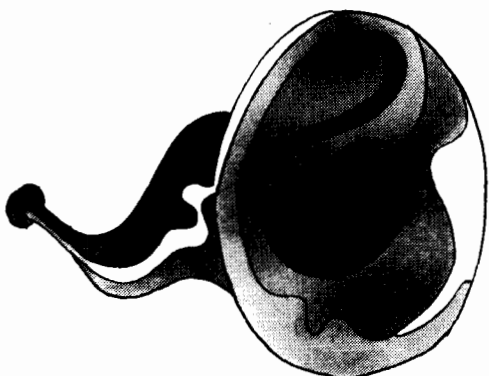
Serc is supplied as tablets each containing 8 mg. betahistine dihydrochloride. Further information available on request.

SERC: the first and only specific treatment for Meniere's syndrome

duphar DUPHAR LABORATORIES LIMITED BASINGSTOKE HANTS. TEL 0256 28351
PHILIPS-DUPHAR (IRELAND) LIMITED HAINSFORD STREET DUBLIN 8 TEL DUBLIN 754271 

Please mention *The Journal of Laryngology and Otology* when replying to advertisements


for old ears ...



for cold ears ...




for musical ears ...



for mysterious ears ...



for medical ears ...

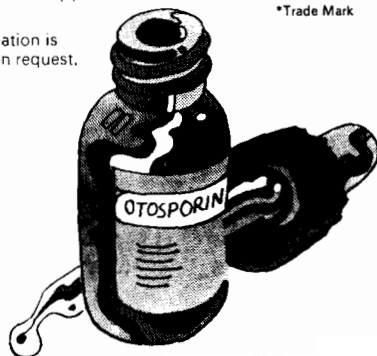


for patient ears ...

Anti-infective/anti-inflammatory, OTOSPORIN*
Drops contain polymyxin B sulphate, neomycin sulphate and hydrocortisone.
Supplied in dropper bottles of 5 ml.

*Trade Mark

Full information is available on request.



OTOSPORIN clears infected ears



Wellcome Burroughs Wellcome & Co. (The Wellcome Foundation Ltd.) Dartford, Kent

