

GENERAL NOTES

THE Editors are anxious to improve the clinical aspect of the Journal and would welcome more reports of interesting cases. These clinical records need not be at all elaborate and it would be unnecessary to go minutely into the aetiology or the literature of the subject. Senior Registrars have unique opportunities for seeing a large variety of cases, many with unusual features. It is in many ways regrettable that these should go unrecorded. It is hoped that all those in charge of clinics will help us in this matter and see that such cases are not overlooked.

BRITISH ASSOCIATION OF OTOLARYNGOLOGISTS

ANTERIOR POLIOMYELITIS AND EAR, NOSE AND THROAT OPERATIONS

THE attention of members is drawn to the Medical Memorandum on Poliomyelitis, No. 93222/7/63, dated July, 1954, issued by the Ministry of Health and Department of Health for Scotland. The relevant passages in this report, which are of interest to Otolaryngologists, are as follows :

I. EPIDEMIOLOGY.

(a) The present evidence suggests that the portal of entry is usually the mouth and that the primary site of infection is in the mucosa of the oropharynx or the small intestine.

(b) In bulbar poliomyelitis following tonsillectomy it seems that the virus most probably travels to the medulla along the cranial nerves supplying the pharynx.

(c) It is fairly generally accepted that specific trauma, especially tonsillectomy, may precipitate paralysis.

2. CONTROL MEASURES : AVOIDANCE OF CERTAIN TRAUMA.

(a) *Tonsillectomy.* The postponement of tonsillectomy when poliomyelitis reaches unusual proportions in a locality is strongly advised, particularly because when poliomyelitis follows recent tonsillectomy, serious illness, with bulbar involvement, appears to be more frequent. The Medical Officer of Health can assist by informing local hospital authorities when and where the incidence of the disease is unusually high, so that the surgeon may then take this hazard into account before deciding to operate.

(b) *Tooth Extractions.* There is very little evidence that tooth extractions may predispose to bulbar poliomyelitis. Nevertheless as with ear, nose and throat surgery the possibility should be kept in mind by dentists undertaking non-urgent extractions in areas of epidemic prevalence.

General Notes

ROYAL COLLEGE OF SURGEONS OF ENGLAND

ORDINARY COUNCIL, 13TH DECEMBER, 1956

THE Court of Examiners reports to the Council that at the recent Final Examination for the Fellowship, 21 candidates presented themselves for the Examination in Otolaryngology, three of whom acquitted themselves satisfactorily.

The following are the names of the three candidates who are therefore, entitled, subject to the approval of the Council, to the Diploma of Fellow:

Bradbeer, Thomas Linthorn	62 Overstrand Mansions, Prince of Wales Drive, London, S.W.11.
Taylor, John Norman Stamp	346 Scraptoft Lane, Leicester.
Williamsz, Trevor Eardley Clement ..	Royal National Throat, Nose and Ear Hospital, 330 Grays Inn Road, London, W.C.1.

THE INSTITUTE OF LARYNGOLOGY AND OTOTOLOGY

(UNIVERSITY OF LONDON)

330-332 GRAY'S INN ROAD, LONDON, W.C.1.

THE ACADEMIC BOARD announces the following SPECIAL LECTURE to be given in the Lecture Hall of the Institute at Gray's Inn Road. It is open to all members of the Specialty and to postgraduate students. No ticket of admission is required.

Saturday, February 2nd, 1957, at 12 noon.

Surgery of the parotid salivary gland. DR. J. E. LAAGE-HELLMAN of Goteborg.

SHORT COURSES FOR CONSULTANTS AND SENIOR REGISTRARS

SPRING SESSION 1957

<i>Pathology</i>	February 22nd and 23rd, 1957.
<i>Deaf Child</i>	February 26th, 27th and 28th, 1957.
<i>Aural Surgery</i>	January 25th and 26th, and March 29th and 30th, [1957
<i>Malignant diseases of the ear, nose and throat</i>	April 30th, May 1st and 2nd, 1957.
<i>Endoscopy</i>	September 27th and 28th, 1957.

OTOLARYNGOLOGY LECTURES 1956-57

THE following lectures, arranged jointly by the Royal College of Surgeons of England and the Institute of Laryngology and Otology, will be delivered in the Lecture Hall of the College, at 5.30 p.m.

1957

January 31st. Professor E. W. Walls. A critical anatomical assessment of certain signs and symptoms in the field of oto-rhinolaryngology.

February 28th. Dr. D. B. Fry. Speech and language.

April 4th. Dr. R. D. Hoare. Angiography in diseases of the ear, nose and throat.

General Notes

May 2nd. Mr. C. S. Hallpike. The scientific basis and clinical practice of Neuro-Otology.

July 4th. Dr. W. H. Kelleher. The modern approach to the treatment of respiratory defects in poliomyelitis.

NORTH OF ENGLAND OTOLARYNGOLOGICAL SOCIETY

THE Fifty Guinea Prize will be awarded again in 1957 for original work in otolaryngology carried out in the North of England.

Entries (three copies) should be sent to the Secretary, before August 1st, 1957.

The investigation must have been carried out during the tenure of a senior registrar, registrar, house officer, or clinical assistant post.

SIXTH INTERNATIONAL CONGRESS OF OTOLARYNGOLOGY

MEETING: WASHINGTON, D.C., U.S.A., MAY 5TH-10TH, 1957

THE Sixth International Congress of Otolaryngology will meet in Washington, D.C., U.S.A., on May 5th-10th, 1957. Preliminary announcement was sent to every otolaryngologist of record in the world in early autumn, 1955, asking that those interested indicate this fact by returning an enclosed card. A second notice with further information will soon be sent to those who returned these cards. If you wish to receive the second announcement and the original one did not reach you or you did not return the card, please notify Paul H. Holinger, M.D., General Secretary, 700 No. Michigan Ave., Chicago 11, Ill., U.S.A., so that your name may be placed on the active mailing list.



NO

SYSTEMIC EFFECTS

—*from the hormone*

NO

LOCAL SIDE-EFFECTS

—*burning, stinging or irritation*

NO

SENSITISATION

NO

CONTRA-INDICATIONS

HYDRO CORTISYL

WATER-SOLUBLE HYDROCORTISONE

SKIN LOTION AND SKIN OINTMENT

Relieves **PRURITUS**
in a few minutes

Perfect tolerance

Reduces **ERYTHEMA**
in a few hours

**Rapid effect due to
the hormone being in true
solution**

Dries **WEEPING**
in a few days

**Makes the skin smooth,
soft and supple**

For example, as in:

OTITIS EXTERNA

Infantile and allergic Eczemas

Contact dermatitis and Chronic dermatitis

Plastic bottles of 20 ml. lotion $\frac{1}{2}$ % and 1%

Tubes of 5 G. and 15 G. ointment $\frac{1}{2}$ %, 1%, and 2.5%

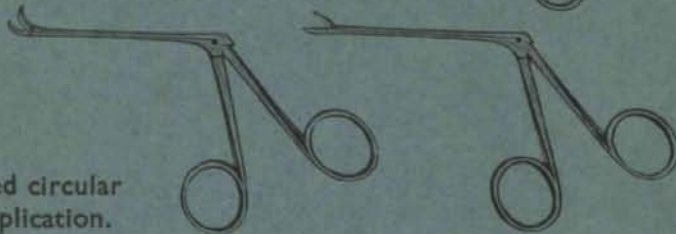




LONDON N.W. 10
LADYBROOK 3402

Please mention *The Journal of Laryngology* when replying to advertisements

ZOELLNER'S INSTRUMENTS FOR TYMPANOPLASTY

as used by Professor F. C. Ormerod



Detailed circular
on application.

DOWN BROS. and MAYER & PHELPS LTD

Surgical Instrument Makers

Head Office: 92-94 BOROUGH HIGH STREET, LONDON, S.E.1

Tel: HOP. 4141

Showrooms: 32-34 NEW CAVENDISH STREET, LONDON, W.1

Tel: WEL. 3764

Printed in Great Britain and published for the proprietors by
HEADLEY BROTHERS LTD 109 Kingsway London WC2 and Ashford Kent