

The Journal of Laryngology and Otology

EDITED BY
SIR GEOFFREY BATEMAN

ASSISTANT EDITOR
JOHN BALLANTYNE

Contents

| | | |
|---|---|-----|
| Facial nerve preservation in relation to tumour size in acoustic nerve tumour surgery | A. W. MORRISON and T. T. KING | 327 |
| Optokinetic nystagmus in diseases of the central nervous system | M. Tos, J. ADSEER, and J. ROSBORG | 333 |
| Recording of Forgács's photonystagmographic method | P. FORGÁCS, K. JÁRFÁS, and L. KUN | 347 |
| Post-stapedectomy granuloma of the oval window | J. D. K. DAWES, D. S. CAMERON, A. R. CURRY, and I. RANNIE | 365 |
| The importance of the nasal septum in facial development | J. HARVEY V. KEMBLE | 379 |
| A new operation for bilateral abduction paralysis | A. S. BARBARY, H. A. FOAD, and A. FATT-HI | 387 |
| Clinical records— | | |
| Atrophic rhinitis—A new curative surgical treatment (middle turbinectomy) | C. L. SSALI | 397 |
| Neurilemmoma of the maxillary antrum | M. M. L. ARORA, A. K. BANERJEE, and T. K. BHATTACHARYA | 405 |
| Osteosarcoma and chondrosarcoma of the maxilla | BRIAN L. WOLFOWITZ | 409 |
| A case of tonsillar localization of sarcoidosis | HIKMET ALTUG, MELIH TAHSINOGLU, and SEYHAN ÇELIKOĞLU | 417 |
| An unusual case of foreign body perforation of the oesophagus | J. GERWAT | 423 |
| General notes | | 427 |

Headley Brothers Ltd
Ashford, Kent

Annual Subscription £8 net, U.S.A. \$23

Monthly, £1 net, post free

The Journal of Laryngology and Otology

(FOUNDED in 1887 by MORELL MACKENZIE and NORRIS WOLFENDEN)

EDITED BY
SIR GEOFFREY BATEMAN

ASSISTANT EDITOR
JOHN BALLANTYNE

1. Original articles which have not been published elsewhere are invited and should be sent to the Editor. They are considered for publication on the understanding that they are contributed to this *Journal* solely. Reproduction elsewhere, in whole or in part, is not permitted without the previous written consent of the Author and Editor and the customary acknowledgement must be made.

2. Manuscripts should be typewritten, on one side only of the paper, and well spaced. Captions to illustrations should be typed on a separate sheet and sent at the same time as original photographs, etc.

The Harvard system of recording references should be used, e.g. GREEN, C., and BROWN, D. (1951), *Journal of Laryngology and Otology*, 65, 33. The titles of all Journals should be given without abbreviation.

It is most important that authors should verify personally the accuracy of every reference before submitting a paper for publication.

3. Galley proofs and engraver's proofs of illustrations are sent to the author. Corrections, which should be kept to a minimum, must be clearly marked, and no extra matter added. Proofs should be returned within 5 days.

4. Illustration blocks will normally be held by the Printers for three years, after which they will be destroyed. Any author is entitled to have these returned to him, but a request for this must be sent within three years of the appearance of the article, to HEADLEY BROTHERS LTD., The Invicta Press, Ashford, Kent. Coloured illustrations will be charged to authors, unless a special grant is authorized by the Editor.

5. Orders for reprints must be sent when returning galley proofs, and for this purpose special forms are supplied.

6. Editorial communications may be addressed to THE EDITOR, *Journal of Laryngology*, c/o HEADLEY BROTHERS LTD., The Invicta Press, Ashford, Kent.

7. The annual subscription is £8 (eight pounds sterling) post free; U.S.A. \$23 post free, and payable in advance.

8. Single copies of current or back numbers (when available) will be on sale at £1 (including postage) each.

9. All subscriptions, advertising and business communications should be sent to the publishers, or subscription agents.

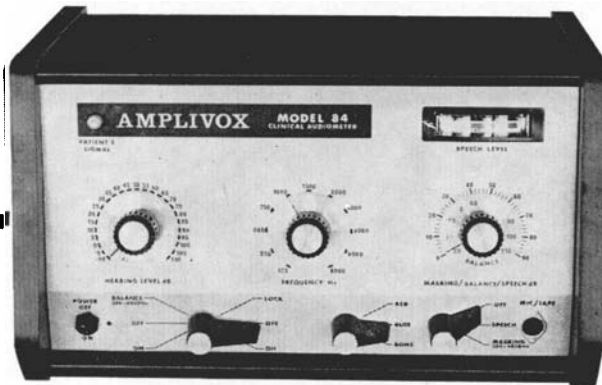
HEADLEY BROTHERS LTD.

The Invicta Press, ASHFORD, Kent.

© *Journal of Laryngology and Otology Ltd.*, 1973

AMPLIVOX 84

The successor to the world's most widely used clinical Audiometer.



**Take a look at all the advantages you get
with this superb audiometer.**

- *Pure tone at eleven frequencies—now including 750 Hz*
- *Bone conduction at eight frequencies*
- *Narrow band masking via insert and headphones*
Automatic presentation
- *ISO specification*
- *Trimpot calibration*
- *Continuously variable second channel for ABLB*
(Fowler) recruitment test
- *Tone decay test*
- *Illuminated patient's signal*

PLUS *Calibrated speech audiometry via microphone or tape.*

Write now for illustrated brochure to :

AMPLIVOX HEARING CONSERVATION LTD

Beresford Avenue, Wembley, Middx. HAO 1RU. Phone : 01-902 8991



middle ear implants

BY XOMED



**Paparella Ventilation
Tubes, three styles – all
feature a tab for easy
removal, and two styles a
V-slot to facilitate
insertion 'by turning'.**



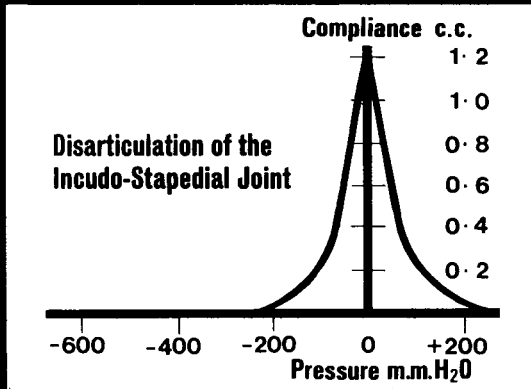
**Robinson Stapedectomy
Prosthesis in Teflon or
Stainless Steel – standard
size for virtually all cases.
Patent No. 3196462**

Fully illustrated brochure available on request:
**DOWN BROS AND MAYER & PHELPS LIMITED
CHURCH PATH MITCHAM SURREY ENGLAND**



DOWN'S SURGICAL GROUP

How to plot a tympanometry curve in less than five minutes



Use the Peters
Acoustic Impedance Meter
 and advance clinical investigation of the middle ear

PETERS

Designers and manufacturers of
 audiological instruments for clinics, hospitals,
 schools and factories all over the world.

For further information, complete this coupon and post it to
 PETERS Head Office: 55 Clarkehouse Road, Sheffield S10 2LE

- * Please send me literature on the Peters Acoustic Impedance Meter, including a copy of the "Guide to the Clinical Assessment of Tympanometry Curves".
- * Please arrange a demonstration of your new Acoustic Impedance Meter.

Name

Address

Position Telephone No

Please mention *The Journal of Laryngology and Otology* when replying to advertisements



P. C. WERTH LTD. Contractors to H.M. Government
and Local Authorities

*Specialist Supply, Maintenance, Calibration Services for Audiological
Test and Teaching Equipment*

17 STRATFORD PLACE, OXFORD ST., LONDON W1N 0DH

Telephone: 01-629 5559

*Clinical, Diagnostic, Screening and Bekesy Audiometers. Acoustic Impedance Apparatus.
Stereo Auditory Trainers. Acoustic Cabins. Artificial Mastoid, etc.*

MADSEN OB70

THE WORLD'S FIRST
TWIN-CHANNEL
DIGITAL
AUDIOMETER.

ELEGANCE AND
SIMPLICITY OF USE
COMBINED.



THE LARYNGOSCOPE

A Monthly Journal
devoted to the disease of
EAR, NOSE AND THROAT

*Official organ for the American Laryngological
Rhinological and Otological Society*

Price \$25.00 per year Canada \$27.00 per year
Foreign \$27.00 per year

ESTABLISHED 1896

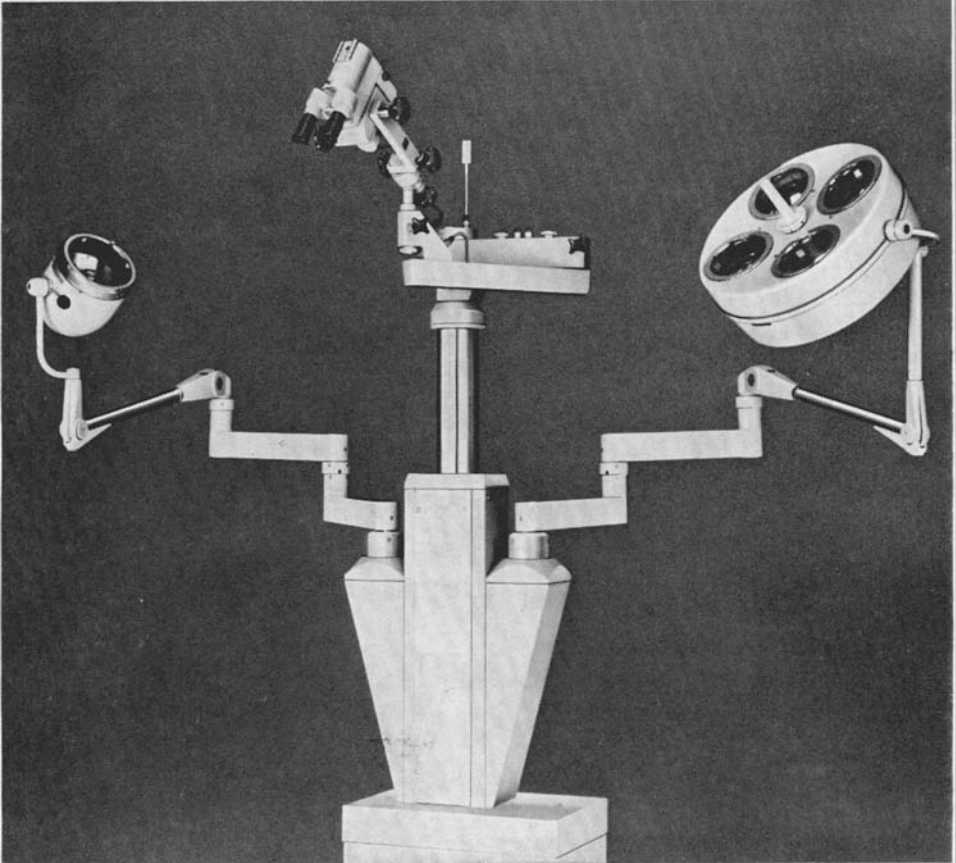
JOSEPH H. OGURA, M.D.
EDITOR

222 PINE LAKE ROAD, COLLINSVILLE,
ILLINOIS 62234

Please mention *The Journal of Laryngology and Otology* when replying to advertisements

ZEISS

Ceiling Suspension Unit



for all Zeiss Operating Microscopes

Now available with a mounting for two Hanau Lamps providing complete flexibility of the positioning of either lamp. A choice of alternative Hanau Lamp models and combinations of lamps can be made.

The Zeiss Ceiling Suspension Unit is ideal for both existing as well as new surgical units. The microscope is lowered and raised by a hand or

foot control and it can be kept in a complete assembled condition for maximum ease of setting-up by the surgeon and for reduction in wear and tear of the instrument.

Carl Zeiss (Oberkochen) Ltd
Degenhardt House
31/36 Foley Street London W1P 8AP
01-636 8050

ZEISS



West
Germany

Degenhardt

For advertisement space in this Journal

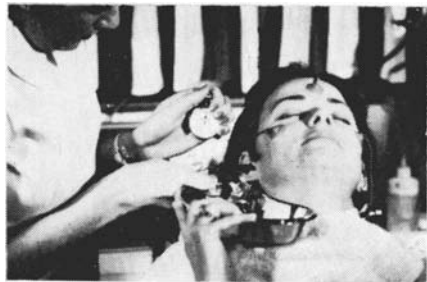
apply to

HEADLEY BROTHERS LTD.

Ashford, Kent

**UNRIVALLED
VERTIGO
DIAGNOSIS**

**Series 3050
Electronystagmograph**




The series 3050 Electronystagmograph is the most notable advance in the field of vertigo diagnosis to date. This portable, compact unit provides new high definition fine line recordings from direct writing heated stylus, easy chart loading with minimal chart waste, and dual speed drive, 5 and 10 mm per sec. Nystagmus duration and intensity are recorded free of distortion or artifact thanks to highly stable, high performance circuitry. Patient safety stringently observed.

The 3050 electronystagmograph is another product of Watson Victor's long experience — it's fully transistorised and measures a most compact 12" x 12" x 5". Power requirements: 240 Volt 50Hz or 110 Volt 60Hz. This includes the powering of inbuilt calibration lights.

U.K. Distributors: **AMPLIVOX**
Beresford Ave, Wembley, Middlesex, England.

AMPLIVOX



Beresford Ave.,
Wembley,
Middlesex,
England.

Please forward me
further information
on the Cardiotrace
3050 Electro-
nystagmograph

Name

Address

SPS9.411.486A

“...Readily controls the symptoms of allergic rhinitis”

LANCET 1971 1 55



Rynacrom is unlike anything else in the treatment of allergic rhinitis. Instead of merely providing symptomatic relief it actually **prevents** the condition.

Regular insufflation of Rynacrom (Sodium Cromoglycate BP) inhibits the disruption of the cells which, in the face of challenge, release the spasmogens and cause the distressing symptoms.

Thus the patient is protected all year round and not subjected to troublesome side effects which so often accompany symptomatic treatment.

RYNACROM[®]

SODIUM CROMOGLYCATE BP

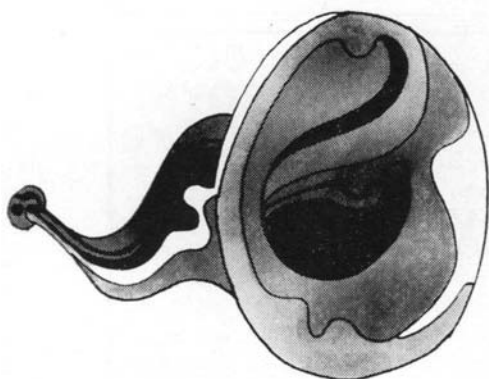
PROPHYLAXIS

Further information is available from
FISONS LIMITED—
PHARMACEUTICAL DIVISION
Loughborough Leicestershire England



2000

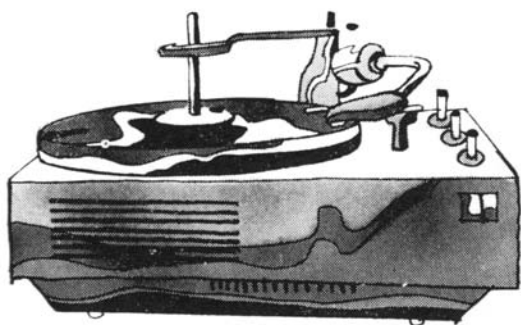
for old ears ...



for cold ears ...



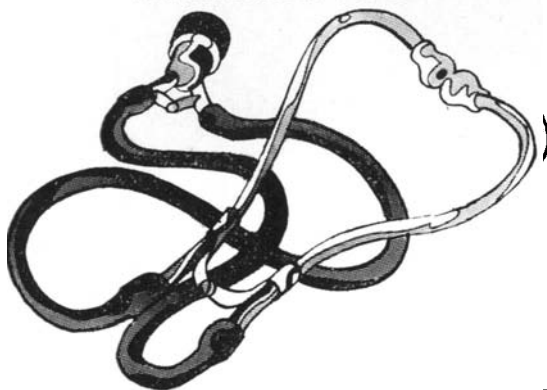
for musical ears ...



for mysterious ears ...



for medical ears ...



for patient ears ...

Anti-infective/anti-inflammatory, OTOSPORIN*
Drops contain polymyxin B sulphate, neomycin sulphate and hydrocortisone.
Supplied in dropper bottles of 5 ml

*Trade Mark

Full information is available on request.



OTOSPORIN clears infected ea



Burroughs Wellcome & Co. (The Wellcome Foundation Ltd.) Berkhamsted, Herts.

