

CORRIGENDA

In the paper “Mineralogy, geochemistry, and genesis of mudstones in the Upper Miocene Mustafapaşa member of the Ürgüp Formation in the Cappadocia region, central Anatolia, Turkey” from *Clays and Clay Minerals*, Vol. **62** (2014), 267–285, by K \ddot{u} lah *et al.*

Page 276: Change the average value of Cr in the ophiolitic rocks from 1850 ppm to 2530 ppm.

Page 276: Change the average values of Cr from the south and the north in the mudstones of the Mustafapaşa member from 475 to 556 ppm and from 136 to 66 ppm, respectively.

Page 276: Replace “La_N/Yb_N ratios from 0.41 to 5.96” with “average La_N/Yb_N ratios from 0.42 to 1.13”.

Page 276: Replace the paragraph that begins with “The averages” with “The NASC-normalized *REE* patterns for mudstones show mostly small positive Eu and Yb anomalies and small negative Ce anomalies. The ranges are (Eu/Eu*)_{NASC} = 0.99–1.40, (Yb/Yb*)_{NASC} = 0.98–1.17, and (Ce/Ce*)_{NASC} = 0.75–1.06 (Table 2, deposited).”

Page 284: Delete “and ophiolites” from the first sentence.

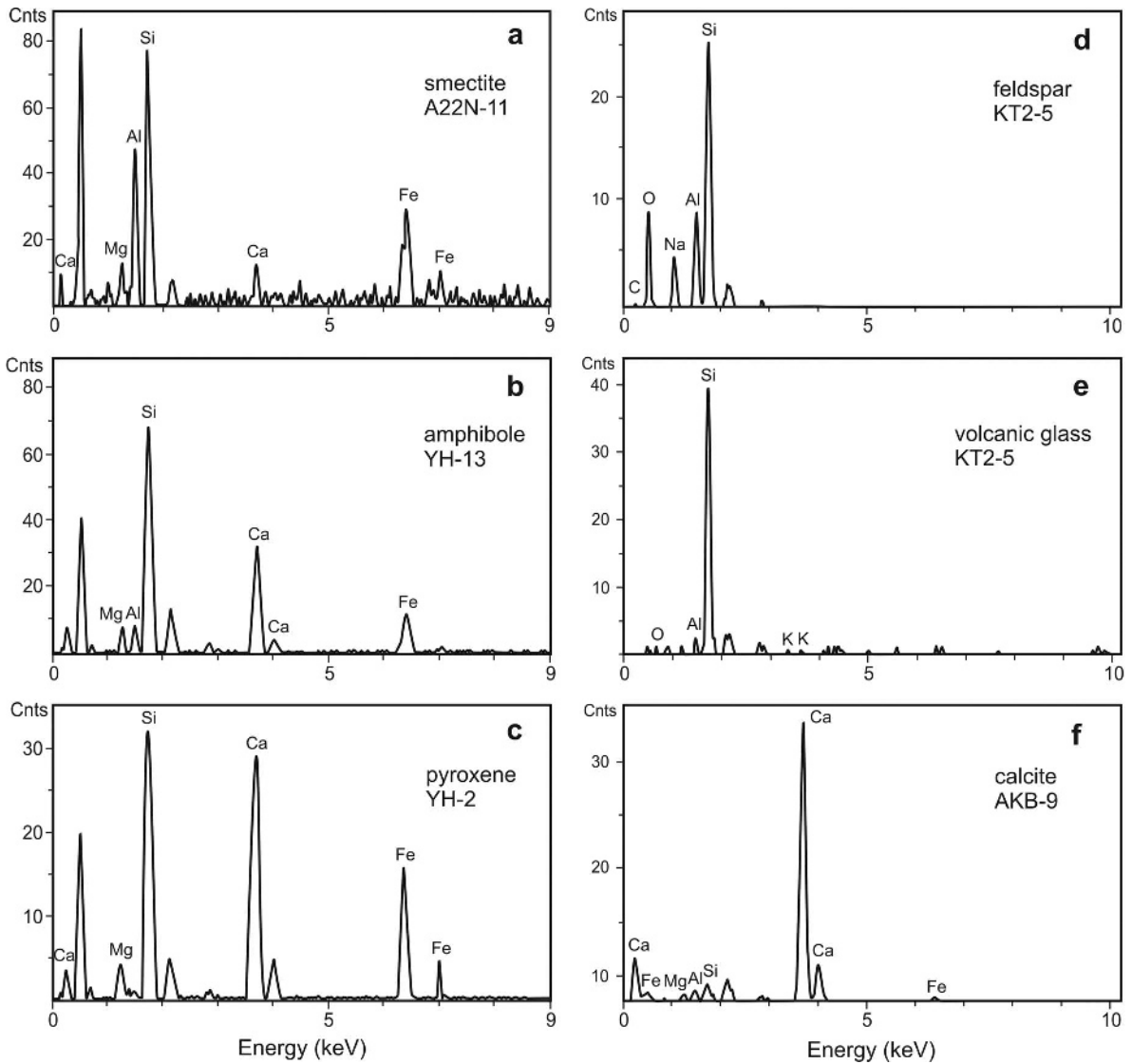
Figure 7: Replaced by new figure below.

Figure 10: Replaced by new figure below.

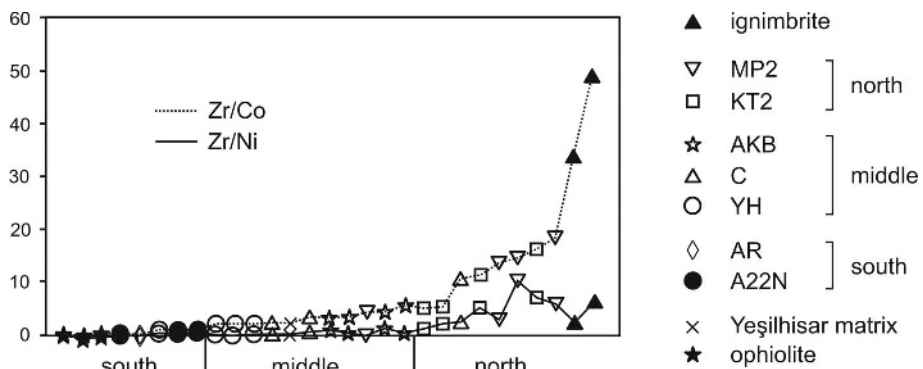
Figure 11d: Replaced by new figure below.

Figure 12: Replaced by new figure below.

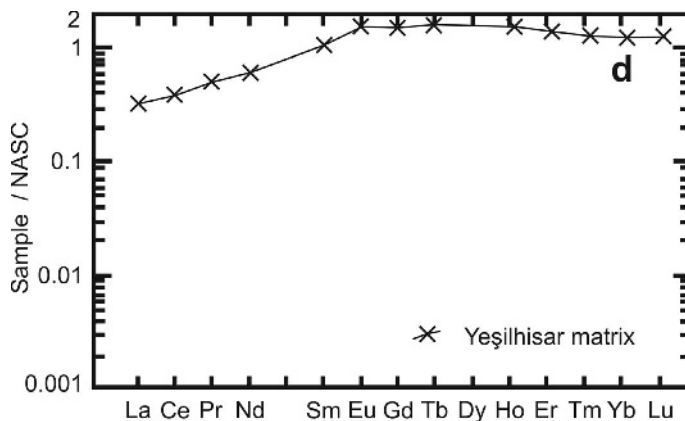
Replace Table 2 with the corrected table below. A corrected long version of Table 2 has been deposited with the Editor in Chief and is available from <http://www.clays.org/JOURNAL/JournalDeposits.html>.



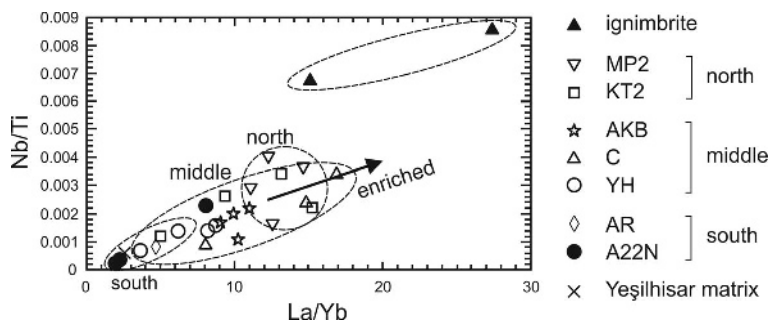
Replacement Figure 7. EDX analyses of smectite and precursors in mudstone samples.



Replacement Figure 10. Plots of Zr/Ni vs. Zr/Co for the smectite-dominated mudstone samples from the south, middle, and north of the study area.



Replacement Figure 11d. NASC-normalized REE patterns (Gromet *et al.*, 1984) from the smectite-dominated mudstone samples from: (a) the south; (b) the middle; (c) the north, and (d,e) north of the study area.



Replacement Figure 12. Plots of La/Nb vs. Nb/Ti for the smectite-dominated mudstone samples from the south, middle, and north of the study area.

Table 2. Major oxides (wt.%), trace elements (ppm), and REE contents (ppm) of ophiolite, the Yeşilhisar conglomerate matrix, mudstones, and ignimbrites in the study area.

Major oxides (wt.%)	Ophiolite	Yeşilhisar matrix	Mudstone			Ignimbrite
	Avg. (n = 3)	(n = 1)	South Avg. (n = 4)	Middle Avg. (n = 11)	North Avg. (n = 8)	Avg. (n = 2)
SiO ₂	39.04	58.57	50.35	44.70	57.87	70.20
Al ₂ O ₃	1.10	19.04	16.96	11.70	15.22	14.29
ΣFe ₂ O ₃	8.05	4.58	9.12	6.23	6.11	1.73
MgO	36.51	2.15	4.38	4.24	1.57	0.39
CaO	0.16	1.26	2.71	11.68	3.06	1.76
Na ₂ O	<0.01	1.83	2.09	1.24	1.57	2.33
K ₂ O	<0.01	0.41	0.56	0.92	1.74	3.64
TiO ₂	≤0.01	0.68	0.50	0.58	0.56	0.26
P ₂ O ₅	<0.01	0.02	0.04	0.08	0.11	0.03
MnO	0.07	0.02	0.07	0.09	0.06	0.05
LOI	13.80	11.20	12.95	18.29	11.98	5.20
Total	99.76	99.72	99.75	99.83	99.86	
TOT/C	0.10	0.03	0.24	2.42	≤0.23	<0.03
TOT/S	<0.02	0.03	<0.25	<0.06	≤0.03	<0.02
Trace elements (ppm)						
Ba	5	61	50	144	609	761
Be	2	2				
Co	98.5	34.8	40.1	26.0	14.8	3.5
Cr	2530	595	556	402	66	79
Cs	<0.1	0.9	3.4	6.2	3.4	5.0
Ga	<0.9	17.3	13.5	10.9	14.2	13.6
Hf	<0.1	2.4	1.4	2.3	3.8	4.2
Nb	<0.1	2.6	3.1	6.0	8.8	11.7
Ni	1917	567	475	226	46	34
Rb	<0.2	10.4	29.3	42.3	76.4	123
Sc	8	44	28	18	12	4
Sn	<1	<1	<1	<1	≤1	<1
Sr	5.0	72.2	100	216	222	217
Ta	<0.1	0.2	≤0.2	0.4	0.6	0.9
Th	<0.2	1.5	1.9	5.4	12.7	21.9
U	≤0.3	0.4	1.9	1.6	2.6	6.5
V	37	255	128	109	72	<10
W	<0.8	<0.5	<1.2	<1.7	2.2	2.7
Zr	0.4	77.1	51.2	85.2	146	148
Y	0.2	38.9	10.3	15.4	19.5	15.6
La	<0.2	9.8	4.7	15.1	24.6	36.9
Ce	<0.2	26.1	10.3	26.7	44.4	60.4
Pr	<0.02	3.87	1.17	3.29	4.87	5.93
Nd	<0.3	19.5	5.3	12.7	17.8	20.0
Sm	<0.05	5.82	1.29	2.63	3.20	3.05
Eu	<0.02	1.96	0.42	0.73	0.85	0.64
Gd	<0.05	7.26	1.58	2.65	3.08	2.60
Tb	<0.01	1.23	0.26	0.42	0.50	0.39
Dy	<0.05	7.30	1.77	2.73	3.20	2.44
Ho	<0.02	1.52	0.37	0.55	0.68	0.52
Er	<0.03	4.62	1.09	1.56	1.93	1.59
Tm	<0.01	0.60	0.16	0.22	0.30	0.26
Yb	<0.06	3.77	1.16	1.55	2.17	1.89
Lu	<0.01	0.56	0.18	0.23	0.34	0.29
Mo	≤0.1	0.2	0.9	≤0.3	<0.3	1.5
Cu	12.7	30.3	56.5	24.8	12.5	3.3
Pb	<0.4	3.2	3.8	8.2	5.8	1.7
Zn	18	52	53	39	20	8
As	3.1	4.7	8.1	7.0	14.9	<0.5
Cd	<0.1	<0.1	<0.1	≤0.1	<0.1	<0.1
Sb	<0.1	<0.1	<0.1	<0.2	≤0.1	<0.1
Bi	<0.1	<0.1	<0.1	≤0.1	≤0.1	<0.1
Ag	<0.1	<0.1	<0.1	<0.1	<0.1	<0.1
Au (ppb)	2.6	<0.5	≤1.0	<1.4	<1.6	<1.5
Hg	<0.01	<0.01	0.02	<0.02	<0.01	<0.01
Tl	<0.1	<0.1	<0.1	<0.2	≤0.1	<0.1
Se	<0.5	0.6	<0.5	<0.8	<0.6	<0.5
ΣREE	<1.2	132.8	40.0	86.4	127.4	152.4
ΣLREE	<0.7	59.3	21.5	57.7	91.7	123.2
ΣMREE	<0.20	25.09	5.69	9.71	11.51	9.63