

Scale interactions in turbulent plane Couette flows in minimal domains

Takuya Kawata^{1,†} and Takahiro Tsukahara^{2,†}

¹Department of Mechanical Engineering, Keio University, Yokohama 223-8522, Japan

²Department of Mechanical Engineering, Tokyo University of Science, Chiba 278-8510, Japan

(Received 14 April 2020; revised 27 October 2020; accepted 24 November 2020)

Interscale energy transfer in wall turbulence has been intensively studied in recent years, and both forward (i.e. from larger to smaller scales) and reversed transfers of turbulent energy have been found, although their corresponding physical phenomena have not been revealed. In the present study, we perform direct numerical simulations of turbulent plane Couette flow with reduced-size computational domains, where either the streamwise or the spanwise domain size is reduced to its minimal length, aiming to elucidate the role of scale interactions in each direction. Our computational results with the streamwise-minimal domain suggest that the interplays between streamwise-elongated streaks and vortices smaller than the streamwise minimal length are the essential scale interactions for both the inner and the outer structures. We further show that these streamwise-independent and smaller-scale structures exchange energy through forward and reversed interscale energy transfers, and the reversed energy transfer maintains the energy production at larger scales. Based on the resemblance between the observed Reynolds-stress transport and the scenario of the self-sustaining cycle, we conjecture that the forward and reversed energy transfers mainly represent the streak instabilities and regeneration of streamwise vortices, respectively. Furthermore, the computation with the spanwise-minimal domain indicates that the interscale energy transfers observed by one-dimensional spanwise spectral analysis are likely related to the individual dynamics of each inner and outer structure, rather than representing their interactions.

Key words: turbulent boundary layers, turbulence simulation

† Email addresses for correspondence: kawata@keio.jp, tsuka@rs.tus.ac.jp

© The Author(s), 2021. Published by Cambridge University Press. This is an Open Access article, distributed under the terms of the Creative Commons Attribution licence (<http://creativecommons.org/licenses/by/4.0/>), which permits unrestricted re-use, distribution, and reproduction in any medium, provided the original work is properly cited.

1. Introduction

With the significant advances in experimental techniques and high-performance computation in recent years, there has been overwhelming evidence indicating the existence of large-scale structures away from the wall in wall turbulence (see, for example, Smits, McKeon & Marusic (2011), and the references therein), and it has been observed that influences from the large-scale outer structure affect the magnitude of small-scale events in the near-wall region (e.g. Hutchins & Marusic 2007; Dogan *et al.* 2019). Such a top-down effect from the outer to the inner structure is often referred to as ‘amplitude modulation’, and the degree of the modulation has been reported to be increasingly significant at higher Reynolds numbers (e.g. Mathis, Hutchins & Marusic 2009). Recent experimental data from high-Reynolds-number facilities such as the Princeton Superpipe (Hultmark *et al.* 2012) and the CICLoPE at the University of Bologna (Willert *et al.* 2017; Samie *et al.* 2018) have clearly shown emergence of the outer peak of the streamwise velocity fluctuation at very high Reynolds numbers, indicating that the large-scale structures may play further important roles at higher Reynolds numbers, including interfering with the near-wall structures. These observations have raised interest in energy transfer caused by interactions between different scales in wall turbulence, and recently there have been intensive efforts to investigate the interscale energy transfer (e.g. Cimarelli, De Angelis & Casciola 2013; Hamba 2015; Lee & Moser 2015, 2019; Cimarelli *et al.* 2016; Mizuno 2016; Cho, Hwang & Choi 2018; Hamba 2018; Kawata & Alfredsson 2018; Bauer, von Kameke & Wagner 2019; Motoori & Goto 2019). Interestingly, some studies have reported not only energy transfer from larger to smaller scales but also the reversed transfer from smaller to larger scales, although the corresponding physical phenomena have still not been clearly identified.

Turbulent plane Couette flow is well known to involve a very-large-scale structure in the channel-core region which fills the entire channel gap and has an extremely large streamwise extent (e.g. Lee & Kim 1991; Bech *et al.* 1995; Tillmark 1995; Papavassiliou & Hanratty 1997; Kitoh, Nakabayashi & Nishimura 2005; Tsukahara, Kawamura & Shingai 2006; Tsukahara, Iwamoto & Kawamura 2007; Kitoh & Umeki 2008; Tsukahara, Tillmark & Alfredsson 2010; Pirozzoli, Bernardini & Orlandi 2014; Avsarkisov *et al.* 2015; Kawata & Alfredsson 2016; Lee & Moser 2018). The uniqueness of this flow is that the very-large-scale structure appears at moderate Reynolds numbers due to the non-zero turbulent energy production at the channel centre, and therefore clear scale separation between this outer structure and the smaller-scale structure near the wall can be achieved at relatively low Reynolds numbers compared to other wall turbulence configurations, such as turbulent channels, pipes and boundary layers. For instance, in the turbulent channel flow, the lower limit of the Kármán number (which is equivalent to the friction Reynolds number Re_τ used in the present study) for clear separation between the inner and the outer structures has been reported to be about 1020 (e.g. Monty & Chong 2009), whereas in the turbulent plane Couette flow both the near-wall and very-large-scale structures are already clearly observed at $Re_\tau \approx 120$, as will be shown by the results of the present study in § 3. Therefore, the turbulent plane Couette flow may serve as a good test case to study nonlinear interactions between coherent structures at different scales in wall turbulence.

However, the existence of the very-large-scale structure raises an issue of computational domain size for direct numerical simulation (DNS) of the turbulent plane Couette flow, as pointed out by, for example, Komminaho, Lundbladh & Johansson (1996). As the streamwise and spanwise extents of the structure have been reported respectively as 20–30 times and 2–2.5 times the channel height (e.g. Tsukahara *et al.* 2006;

Avsarkisov *et al.* 2015), one needs to use an extremely large computational domain to exclude the domain size effect, which makes it difficult to perform DNS of this flow at high Reynolds numbers.

Capturing all scales (or wavelengths) involved in the flow dynamics using a sufficiently large computational domain in DNS is important, for instance, to achieve quantitative agreement with experimental data. However, the use of such a large computational domain may not be necessary when it comes to extracting and understanding the essential physics of wall turbulence. In fact, the minimal domain, i.e. the smallest computational domain size to maintain wall turbulence, has successfully been used to substantially limit the degrees of freedom of the flow and thereby extract the essential structure sustaining the wall turbulence (e.g. Jimenez & Moin 1991; Hamilton, Kim & Waleffe 1995; Waleffe 1997; Flores & Jiménez 2010; Hwang & Bengana 2016; Hwang, Willis & Cossu 2016). In particular, Toh & Itano (2005) employed a ‘streamwise-minimal domain’, whose spanwise extent is sufficiently large but whose streamwise extent is minimal, for their numerical simulation of a turbulent channel flow. Their purpose in using such a domain was to simplify the dynamics of the large-scale structure in the outer layer and thereby investigate its interactions with the near-wall structure. Later, the usefulness of the streamwise-minimal domain was further demonstrated by DNS of turbulent channel (Abe, Antonia & Toh 2018) and pipe (Han *et al.* 2019) flows at relatively high Reynolds numbers ($Re_\tau \sim 1000$ or larger).

In the present study, we perform a series of DNS of turbulent plane Couette flow where either the streamwise or the spanwise domain length is systematically reduced to be as small as the minimal length, and we investigate how scale interactions in this flow are affected by such domain-size reductions. In particular, in the case of the streamwise-minimal domain we focus on why simulation with such a reduced-size domain can still reproduce the flow features given by a sufficiently large domain. In the spanwise-minimal case, on the other hand, the very-large-scale structure of the turbulent plane Couette flow does not appear, because of the too-small spanwise domain width. Our focus is therefore placed on how the turbulence transport by scale interactions is affected by the disappearance of the very-large-scale structure; we aim to elucidate the role of the interactions between the inner and outer structures in the turbulence interscale transport.

2. Numerical set-up

We consider a plane Couette flow where one of the walls is stationary and the other is translating with a constant speed U_w , and the distance between the walls is h . The x -, y - and z -axes denote the streamwise, wall-normal and spanwise directions, and the stationary and translating walls are located at $y = 0$ and $y = h$, respectively. The governing equations for the DNS are the continuity and Navier–Stokes equations for incompressible fluid that are non-dimensionalised by U_w and h , with the Reynolds number defined as $Re_w = U_w h / \nu$ (where ν is the kinetic viscosity of the fluid). The periodic boundary condition was applied to the x - and z -directions and the non-slip condition was used on the wall. Further numerical details of the present DNS codes are found in Tsukahara *et al.* (2006).

We have estimated the minimal values for the streamwise and spanwise domain size to be 400 and 100 wall units, respectively, based on earlier numerical investigations (Jimenez & Moin 1991; Toh & Itano 2005). As a domain size that is sufficiently large to avoid confinement effects, we use $L_x = 96.0h$ and $L_z = 12.8h$, based on the earlier study by Tsukahara (2007). In the present study we performed two series of DNS: cases A1–A3 and cases B1–B2. In the former, L_z is fixed at the large enough length $L_z = 12.8h$ so

	$L_x, L_z (L_x^+, L_z^+)$	$N_x \times N_y \times N_z$	$\Delta x^+, \Delta z^+$	Δy^+	Re_τ
Reference case	96 <i>h</i> , 12.8 <i>h</i> (24230, 3231)	2048 × 96 × 512	11.83, 6.31	0.18–5.66	126.2
Case A1	24.0 <i>h</i> , 12.8 <i>h</i> (6031, 3222)	512 × 96 × 512	11.80, 6.29	0.26–6.14	125.8
Case A2	6.4 <i>h</i> , 12.8 <i>h</i> (1622, 3245)	128 × 96 × 512	12.67 6.34	0.26–6.19	126.7
Case A3	1.6 <i>h</i> , 12.8 <i>h</i> (406, 3246)	32 × 96 × 512	12.68 6.34	0.26–6.19	126.8
Case B1	96.0 <i>h</i> , 0.8 <i>h</i> (22843, 190)	2048 × 96 × 32	11.15, 5.95	0.24–5.81	119.0
Case B2	96.0 <i>h</i> , 0.5 <i>h</i> (20906, 109)	2048 × 96 × 32	10.20, 3.40	0.22–5.31	108.9
Case C	0.73 <i>h</i> , 0.5 <i>h</i> (164, 113)	16 × 96 × 32	10.26, 3.52	0.23–5.50	112.6

Table 1. Computational conditions: domain dimensions L_x and L_z , number of grid points N_x and N_z , and spatial resolutions Δx and Δz . The Reynolds number $Re_w = U_w h/\nu$ and time step are 8600 and $\Delta t^* = 0.004$, respectively, in all cases. The values of the friction Reynolds number $Re_\tau = \tau(h/2)/\nu$ obtained in these cases are also given.

that some pairs of the very-large-scale vortices in the core region are captured, while L_x is systematically reduced to the minimal length $L_x = 1.6h (L_x^+ \approx 400)$. In the latter series, on the other hand, L_x is extremely large ($L_x = 96.0h$), while L_z is on the order of the minimal length, so that only the near-wall structure is captured. We also investigated an additional case for comparison, case C, where both L_x and L_z are as small as their minimal lengths. In all cases the Reynolds number is $Re_w = 8600$, at which the very-large-scale structure is clearly observed (Tsukahara *et al.* 2006). The results of these cases are compared with the reference case, where $(L_x, L_z) = (96.0h, 12.8h)$. Further details of the computational conditions for each case, such as the number of grids and the spatial resolution, are summarised in table 1.

3. Computational results

3.1. Flow structures and the basic statistics profiles

In the following, the velocity components in the x -, y - and z -directions are denoted by $U + u$, v and w , respectively, where U is the mean streamwise velocity and the lower-case letters represent the fluctuating part of each velocity component (note that the mean values of the wall-normal and spanwise velocity components are zero). The averaged quantities given later are obtained by averaging in the x - and z -directions and in time. The instantaneous flow field obtained in the streamwise-minimal (A3) case is presented in figure 1, in comparison with the reference-case results. As shown by the streamwise-cross sectional view in figure 1(a), the streamwise-minimal case reproduces the characteristic flow features observed in the reference case quite well, exhibiting both the near-wall structures (vortical motions observed near the walls around $y/h \approx \pm 0.1$) and the very-large-scale structures (the high- and low- u regions filling up the entire channel gap). In the xz -plane views at the channel centre ($y/h = 0.5$) given in figure 1(b), it is shown that high- and low- u streaks corresponding to the very-large-scale structures are present in the reference case, and similar streaks are found in case A3 as well. It is also shown that the streamwise domain extent in case A3 is considerably smaller than in the reference case. Because of this reduced domain length, the spanwise meandering motions of these streaks with some splitting and/or merging, which can be clearly observed in the reference-case results, are not captured in case A3.

Snapshots of instantaneous flow fields obtained in the spanwise-minimal case, case B2, are presented in figure 2. As shown by the middle plane slice (xz -plane at $y/h = 0.5$) given

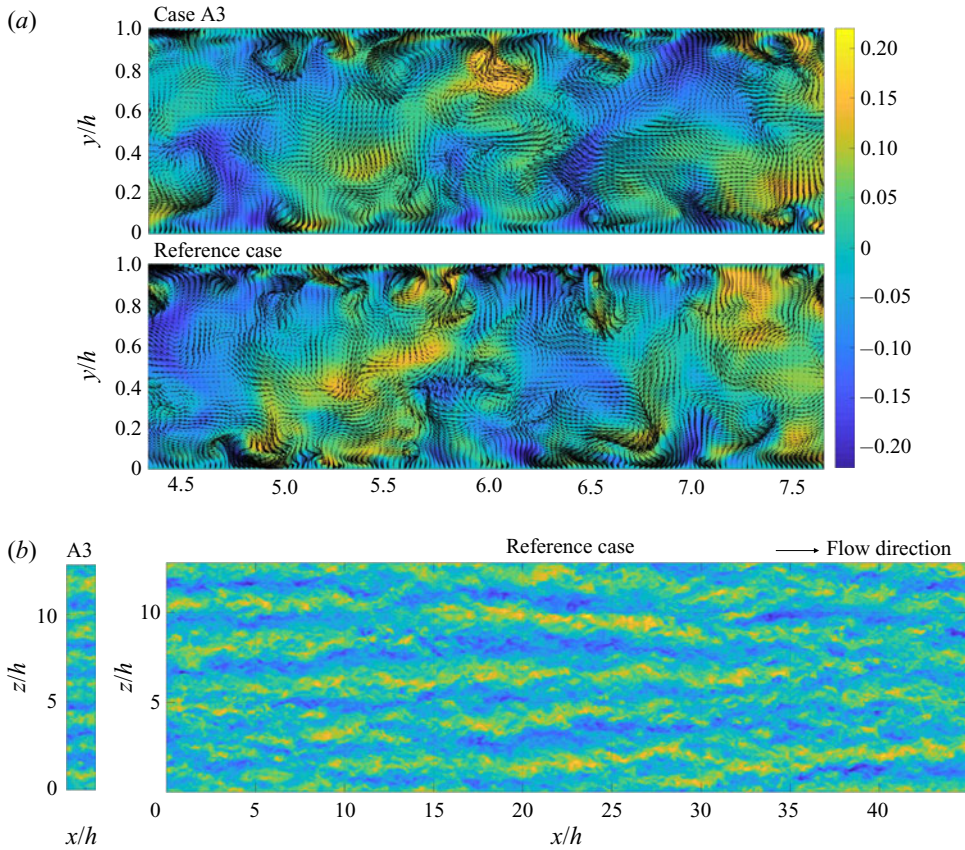


Figure 1. Snapshots of instantaneous velocity fields obtained in the A3 and reference cases on (a) streamwise cross-sectional (zy -) planes at arbitrary streamwise positions and (b) the channel centre plane (xz -plane at $y/h = 0.5$). The colours in all panels represent the fluctuating streamwise velocity u/U_w for the range shown in panel (a), and the black arrows in panel (a) indicate the in-plane velocity vectors with the length scale where $1h$ length of the arrow corresponds to U_w .

in panels (a) and (c), high- and low-speed streaks are observed with spanwise meanderings. However, as shown in panel (b), unlike in the streamwise-minimal and reference cases, there is no very-large-scale structure that fills up the entire channel gap in this case, which is clearly due to the narrow spanwise domain size. As the spanwise domain size is half the channel gap h , the structures that fit within this spanwise domain cannot be tall enough to penetrate the whole channel in the wall-normal direction.

Figure 3 compares the mean streamwise velocity profiles obtained in the various computation runs in (a) the outer and (b) the inner scalings, and one can also find in table 1 the values of the friction Reynolds number $Re_\tau = u_\tau(h/2)/\nu$, where u_τ is the friction velocity, defined as $u_\tau = \sqrt{\nu dU/dy|_{wall}}$. As one can see in figure 3, the mean velocity profiles obtained in the series of case A are all in quite good agreement with the reference case, while the results in the series of case B and case C indicate the influence of reducing L_z . The mean velocity profile deviates increasingly from the reference-case results as L_z decreases, clearly corresponding to the disappearance of the very-large-scale structures in these cases as shown in figure 2. It is also seen in figure 3(b) that the logarithmic region of the mean velocity profile is hardly visible in these cases. Consistently with these mean

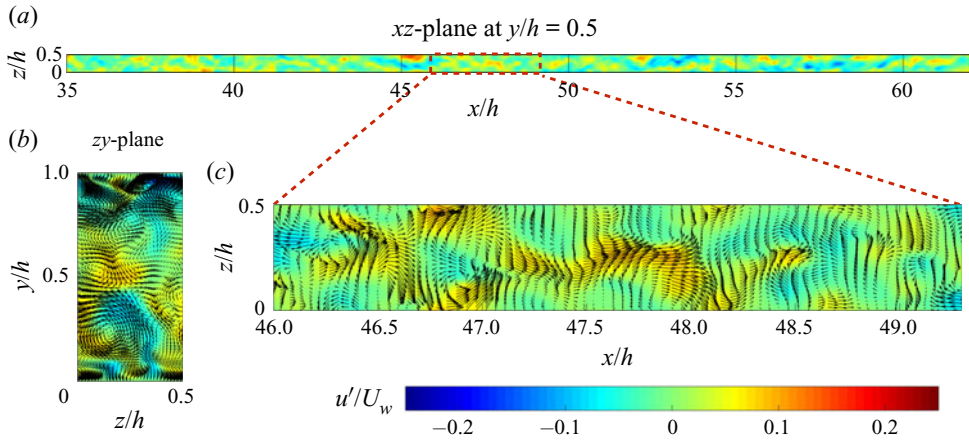


Figure 2. Snapshots of instantaneous velocity fields obtained in case B2: (a) a wide view of the xz -plane at the channel centre; (b) a streamwise cross-sectional view at $x = 0.5L_x (= 48.0h)$; (c) a magnified view of the region in panel (a) marked by the red-dashed rectangle. The colours and the black vectors have the same meanings as in figure 1.

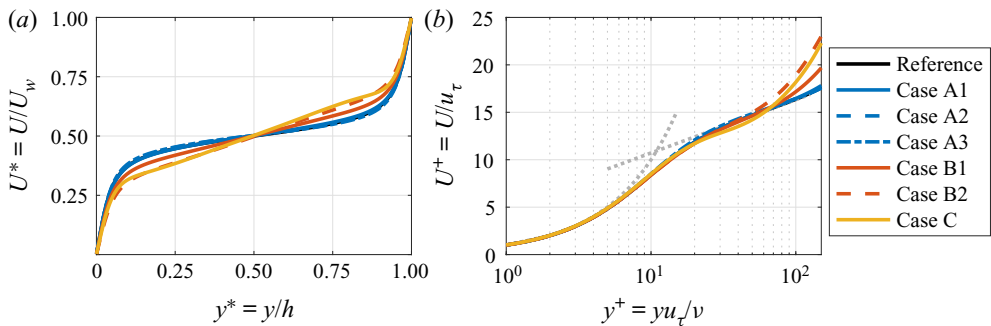


Figure 3. Mean streamwise velocity profiles obtained with different computational domain sizes presented in (a) outer and (b) inner scalings. The colours of the lines represent the different series of computations: blue, the series of case A; red, case B; yellow, case C; black, the reference case. The grey dashed lines in panel (b) represent $U^+ = y^+$ and $U^+ = 1/\kappa \log y^+ + B$ with $\kappa = 0.41$ and $B = 5.1$. Note that the line for the reference case (black solid line) is hardly visible, as that for case A1 (blue solid line) is almost on top of it.

velocity profiles, the Re_τ values obtained in cases A1–A3 agree well with the reference value (see table 1); even in the case of the minimal streamwise domain length (case A3) the deviation from the reference value is only 0.5%. On the other hand, the values of Re_τ obtained in cases B1 and B2 clearly decrease as the spanwise domain length L_z decreases.

Figure 4 presents the profiles of the Reynolds stresses $\langle u^2 \rangle$, $\langle v^2 \rangle$, $\langle w^2 \rangle$ and $-\langle uv \rangle$ scaled by the wall speed U_w . The Reynolds stresses are clearly affected by reducing L_x as well as L_z , unlike the mean velocity profile. As shown in figure 4(a–c), reducing L_z to the minimal size $L_z/h = 0.5$ clearly suppresses the fluctuations of all velocity components, corresponding to the suppression of the very-large-scale structures in these cases. On the other hand, reducing L_x increases the streamwise velocity fluctuation $\langle u^2 \rangle$ while decreasing the wall-normal and spanwise components $\langle v^2 \rangle$ and $\langle w^2 \rangle$. In particular, the wall-parallel components $\langle u^2 \rangle$ and $\langle w^2 \rangle$ are affected noticeably, while the influence on the wall-normal component $\langle v^2 \rangle$ is moderate. It also should be mentioned here that the sum

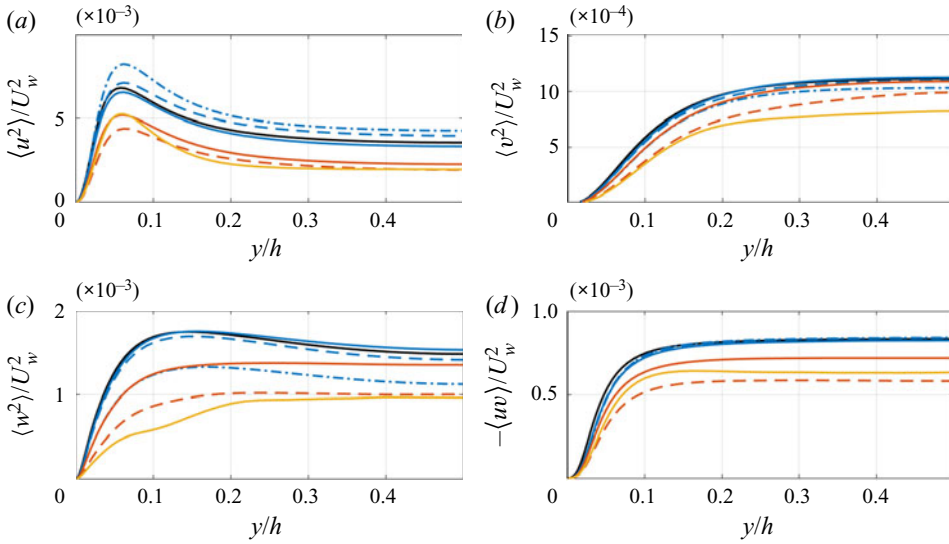


Figure 4. Profiles of the Reynolds stresses scaled by U_w^2 obtained with different computational domain sizes: (a) $\langle u^2 \rangle$, (b) $\langle v^2 \rangle$, (c) $\langle w^2 \rangle$ and (d) $-\langle uv \rangle$. The colours and styles of the lines represent the same computation cases as in figure 3.

of these fluctuations, $\langle u^2 \rangle + \langle v^2 \rangle + \langle w^2 \rangle$, is less affected by the change in L_x (not shown), indicating that the energy redistribution between them is suppressed by reducing L_x . Such tendencies agree well with the DNS of turbulent channel flow with streamwise-minimal domains by Abe *et al.* (2018). The profiles of the Reynolds shear stress $-\langle uv \rangle$ are also given in figure 4(d). As shown here the profile of $-\langle uv \rangle$ is insensitive to L_x , while reducing L_z remarkably suppresses $-\langle uv \rangle$, which clearly corresponds, again, to the disappearance of the very-large-scale structures.

Figure 5 gives the budget of the transport equation of the turbulent kinetic energy $k_t = (\langle u^2 \rangle + \langle v^2 \rangle + \langle w^2 \rangle)/2$ and the Reynolds shear stress $-\langle uv \rangle$ obtained in the streamwise- and spanwise-minimal cases. Here, the transport equation of the Reynolds stress $\langle u_i u_j \rangle$ is defined as

$$\left(\frac{\partial}{\partial t} + U_k \frac{\partial}{\partial x_k} \right) \langle u_i u_j \rangle = P_{ij} - \varepsilon_{ij} + \Pi_{ij} + D_{ij}^v + D_{ij}^p + D_{ij}^t, \quad (3.1)$$

where the terms on the right-hand side are the production (P_{ij}), viscous dissipation (ε_{ij}), pressure-strain correlation (Π_{ij}), viscous diffusion (D_{ij}^v), pressure transport (D_{ij}^p) and turbulent transport (D_{ij}^t), which are defined, respectively, as

$$P_{ij} = -\langle u_i u_k \rangle \frac{\partial U_j}{\partial x_k} - \langle u_j u_k \rangle \frac{\partial U_i}{\partial x_k}, \quad \varepsilon_{ij} = 2\nu \left\langle \frac{\partial u_i}{\partial x_k} \frac{\partial u_j}{\partial x_k} \right\rangle, \quad (3.2a,b)$$

$$\Pi_{ij} = \frac{1}{\rho} \left\langle p \left(\frac{\partial u_i}{\partial x_j} + \frac{\partial u_j}{\partial x_i} \right) \right\rangle, \quad D_{ij}^v = \nu \frac{\partial^2 \langle u_i u_j \rangle}{\partial x_k^2}, \quad (3.3a,b)$$

$$D_{ij}^p = -\frac{1}{\rho} \frac{\partial}{\partial x_k} (\langle p u_i \rangle \delta_{jk} + \langle p u_j \rangle \delta_{ik}), \quad D_{ij}^t = -\frac{\partial \langle u_i u_j u_k \rangle}{\partial x_k}. \quad (3.4a,b)$$

The profiles of these terms for the transport equation of k_t scaled by the wall units are presented in figure 5(a). Note that the pressure-strain correlation is not

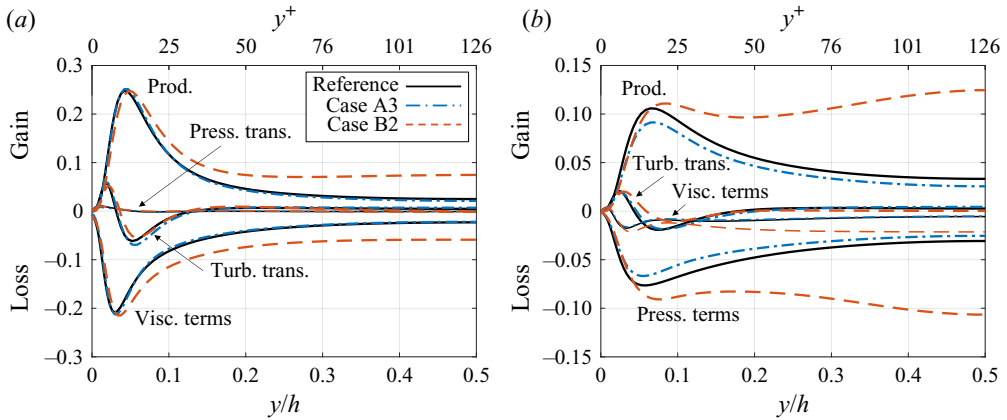


Figure 5. Transport budget of the turbulent kinetic energy $k_t = \langle u_i u_i \rangle + \langle v^2 \rangle + \langle w^2 \rangle / 2$ and the Reynolds shear stress $-\langle uv \rangle$ scaled by u_τ^4/ν : black solid lines, the reference case; blue chained lines, case A3; red dashed lines, case B2. The visc. terms and the press. terms respectively represent the sum of the viscous dissipation and diffusion terms and the sum of the pressure transport and pressure–strain correlation terms. The pressure transport term in (a) and viscous terms in (b) are presented with thinner lines for easier distinction. The upper abscissa of each panel represents the wall-normal height in wall units, $y^+ = yu_\tau/\nu$, evaluated based on the results of the reference case.

presented here as $\Pi_{uu} + \Pi_{vv} + \Pi_{ww} = 0$. As shown, no significant difference between the streamwise-minimal and reference cases is observed for any term, whereas the budget given by the spanwise-minimal case gives production and viscous terms that are clearly larger in magnitude, particularly in the channel-central region. The budget of the Reynolds-shear-stress transport is also presented in figure 5(b). In the streamwise-minimal case, while the magnitude of the production P_{-uv} and the pressure-related terms $\Pi_{-uv} + D_{-uv}^p$ are somewhat underestimated as compared to the reference-case results, the other terms are in quantitative agreement. In the budget given by the spanwise-minimal case, the production and the pressure-related terms are overestimated, similarly to the production and viscous terms in the turbulent kinetic energy budget, and it is also observed that the spatial transport term D_{-uv}^t shows a certain discrepancy from the reference case.

Figure 6 presents the profiles of the pressure–strain correlations Π_{uu} , Π_{vv} and Π_{ww} , comparing the results of the reference and streamwise-minimal (A3) cases. As shown here, the magnitudes of all components of the pressure–strain correlations are smaller in case A3 than in the reference case. This indicates that the inter-component energy transfer from $\langle u^2 \rangle$ to the other components is suppressed in case A3, which is attributable to the observation in figure 4 that $\langle u^2 \rangle$ in this case is larger and the other components are smaller than in the reference case. The same tendency was also reported in earlier simulations of turbulent channel flow (Abe & Antonia 2016; Abe *et al.* 2018). Such suppression of the pressure–strain correlation in the streamwise-minimal case is addressed in detail based on the spectral analysis in § 3.2.

The streamwise-minimal (A3) case also successfully reproduces the reference-case results in terms of the spectral energy distributions. Figure 7 presents the distributions of the premultiplied spanwise one-dimensional spectra of the streamwise turbulent energy $k_z E_{uu}^z(y, k_x)$, comparing the results obtained in the reference and the streamwise-minimal cases. Here k_z is the spanwise wavenumber $k_z = 2\pi/\lambda_z$, where λ_z is the spanwise wavelength. As shown in the figure, the spectrum distributions obtained in these two

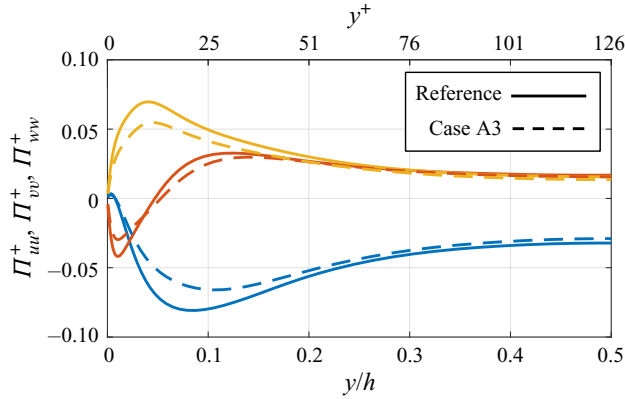


Figure 6. Profiles of the pressure–strain redistribution terms Π_{uu} (blue), Π_{vv} (red) and Π_{wv} (yellow), comparing the results obtained in the reference case (solid lines) and case A3 (dashed lines). The values are scaled by u_τ^4/ν , and the upper abscissa represents the wall-normal height in wall units, $y^+ = yu_\tau/\nu$, evaluated based on the results of the reference case.

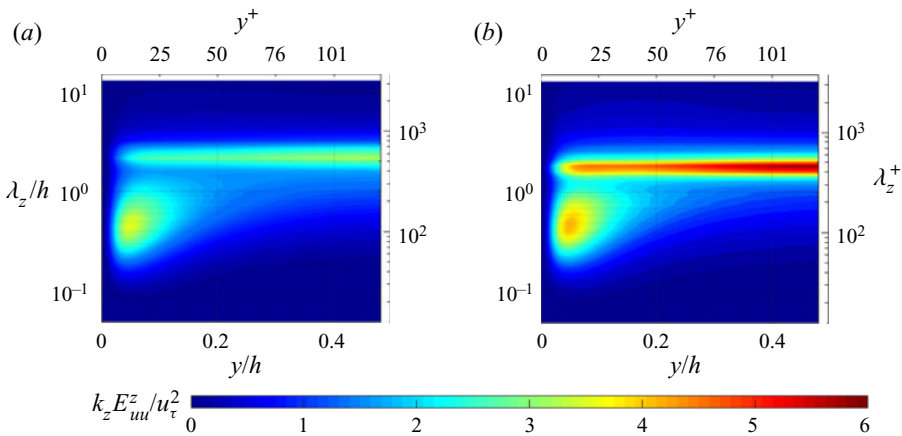


Figure 7. Space–wavelength (y – λ_z) diagrams of the spanwise one-dimensional spectra of the streamwise turbulent energy E_{uu}^z in (a) the reference case and (b) case A3 (the streamwise-minimal case). The values are scaled by u_τ^2 .

cases are in fairly good agreement, in that both indicate two energy peaks: one located in the near-wall region at relatively small wavelengths $\lambda_z^+ = \lambda_z u_\tau/\nu \approx 100$, and the other located at the channel centre at large wavelengths $\lambda_z/h \approx 2$. In particular, the energy peak at the larger wavelengths spreads broadly in the y -direction and reaches the near-wall region where the near-wall energy peak is located at smaller wavelengths. These spectral energy peaks clearly corresponds to the near-wall and the very-large-scale structures observed in figure 1(a). As described here, in turbulent plane Couette flow the energy peaks representing the inner and outer structures are observed clearly separated even at the relatively low Reynolds number $Re_\tau \approx 126$ investigated in the present study, which is due to the non-zero mean velocity gradient at the channel centre.

As described so far, the streamwise-minimal case reproduces the reference-case results fairly well despite the substantially limited degree of freedom in the streamwise direction,

while the effect of reducing L_z is shown to be, as expected, remarkable mainly because the very-large-scale structure disappears with insufficient spanwise domain width. In the following section, the results provided by the streamwise- and spanwise-minimal domains are further examined based on the spectral analysis of the Reynolds stress transport. The focus is put, in the streamwise-minimal case, on why the streamwise-minimal domain still successfully reproduces the reference case results, while in the spanwise-minimal case the role of the interaction between the near-wall and very-large-scale structures in the Reynolds-stress transport is addressed.

3.2. Spectral analysis on the effect of reducing L_x

In this section, we analyse the streamwise spectra of the Reynolds stresses and their transport in the streamwise-minimal case. Figure 8(a) compares the space–wavelength (y – λ_x) diagrams of the premultiplied streamwise one-dimensional spectra of the streamwise turbulent energy $k_x E_{uu}^x(y, k_x)$. As shown here, the E_{uu}^x distribution obtained in the reference case shows both energy peaks corresponding to the near-wall structure (the one located at small wavelength $\lambda_x^+ \approx 600$) and the very-large-scale structure (the broad band of energy at large wavelength $\lambda_x/h \approx 48$), similarly to the spanwise energy spectrum $E_{uu}^z(y, k_z)$ in figure 7. It should be noted here that not only the broad band of energy at large λ_x but also the near-wall peak is located in the wavelength range $\lambda_x^+ > 400$, and therefore in the streamwise-minimal case (A3) both of them are located outside the y – λ_x diagram of $k_x E_{uu}^x$ presented here. Instead, in the streamwise-minimal case, both the inner and outer peaks of the turbulent energy spectrum are accounted for by the x -independent mode, i.e. the Fourier mode at $k_x = 0$ (or at $\lambda_x = \infty$). This is depicted in figure 8(b), where $E_{uu}^x(y, 0) \Delta k_x$ (here $\Delta k_x = 2\pi/L_x$), i.e. the amount of the streamwise turbulent energy on the Fourier mode at $k_x = 0$, in the streamwise-minimal case is compared to the energy integrated over the range $\lambda_x/h > 1.6$,

$$\int_{\log 1.6h}^{\infty} k_x E_{uu}^x d(\log \lambda_x) \left(= \int_0^{2\pi/1.6h} E_{uu}^x dk_x \right), \quad (3.5)$$

in the reference case. As shown, the x -independent Fourier mode in the streamwise-minimal case accounts for the equivalent fraction of the total $\langle u^2 \rangle$, up to 80 % of $\langle u^2 \rangle_{max}$, to the $\lambda_x/h > 1.6$ range in the reference case. This means that the high- and low- u streaks in both the near-wall and channel-core regions are x -independent in the streamwise-minimal case.

The streamwise one-dimensional spectra of the cross-streamwise velocity fluctuations E_{vv}^x and E_{ww}^x obtained in the reference and streamwise-minimal cases are also presented in figure 9. Note that the colour scale for the $k_x E_{vv}^x$ and $k_x E_{ww}^x$ distributions shown here is the same as in figure 8(a), showing that the magnitudes of E_{vv}^x and E_{ww}^x are relatively small compared to the streamwise turbulent energy E_{uu}^x . The results obtained in the reference case, given in figure 9(a), show that the spectral energies of $\langle v^2 \rangle$ and $\langle w^2 \rangle$ are mainly distributed in the relatively-small-wavelength range $\lambda_x/h < 1.6$, and therefore, unlike the distribution of E_{uu}^x , their distributions are not significantly affected in the streamwise-minimal case, as shown in figure 9(b).

The transport equation of the Reynolds stress spectra can be derived by decomposing the Reynolds-stress transport equation (3.1) into the spectral contribution from each wavenumber, as done by, for example, Mizuno (2016), Lee & Moser (2015, 2019) and Kawata & Alfredsson (2018, 2019). The transport equation of the streamwise

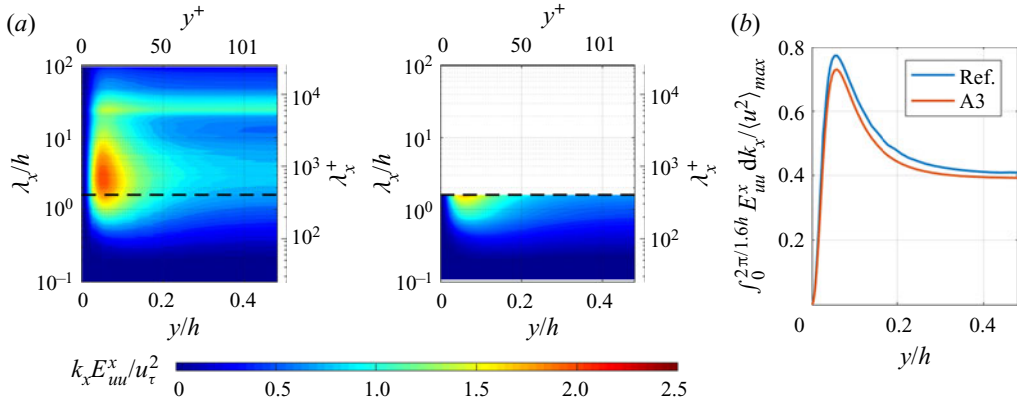


Figure 8. (a) Space–wavelength (y – λ_x) diagrams of premultiplied streamwise one-dimensional spectra of the streamwise turbulent energy $k_x E_{uu}^x$ obtained in (left) the reference case and (right) the streamwise-minimal (A3) case. The horizontal black dashed lines represent the streamwise domain size in the streamwise-minimal case, $\lambda_x/h = 1.6$. (b) Profiles of streamwise turbulent energy spectra integrated for the wavelength range $\lambda_x/h > 1.6$ (i.e. $0 < k_x/h < 2\pi/1.6$) in (blue) the reference case and (red) the streamwise-minimal (A3) case. Note that, in case A3, $\int_0^{2\pi/1.6h} E_{uu}^x(y, k_x) dk_x = E_{uu}^x(y, 0) \Delta k_x$, where $\Delta k_x = 2\pi/L_x$, since the x -independent mode is the only Fourier mode in the integrated k_x range due to the limited domain size L_x . $\langle u^2 \rangle_{max}$ is the maximum value of the $\langle u^2 \rangle$ profile presented in figure 4(a).

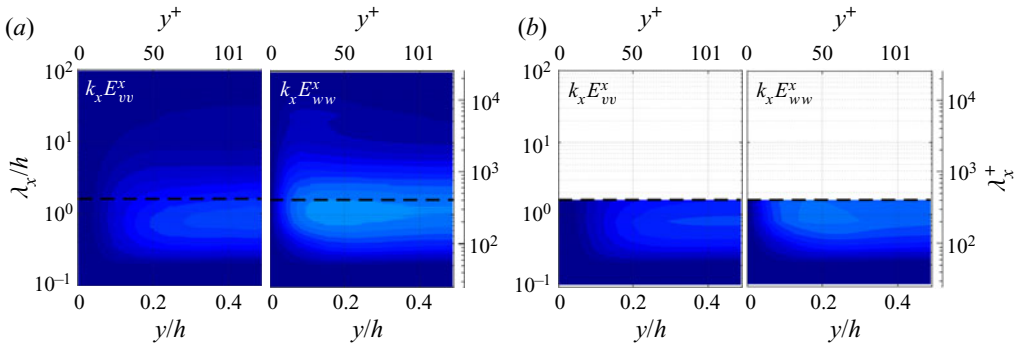


Figure 9. Space–wavelength (y – λ_x) diagrams of premultiplied streamwise one-dimensional spectra of the wall-normal turbulent energy $k_x E_{vv}^x$ and the spanwise turbulent energy $k_z E_{ww}^x$ obtained in (a) the reference case and (b) the streamwise-minimal (A3) case. The values are scaled by u_τ^2 , and the colour scale is the same as in figure 8(a).

one-dimensional spectra of the Reynolds stress E_{ij}^x is written as

$$\left(\frac{\partial}{\partial t} + U_k \frac{\partial}{\partial x_k} \right) E_{ij}^x = pr_{ij}^x - \epsilon_{ij}^x + \pi_{ij}^x + d_{ij}^{p,x} + d_{ij}^{v,x} + d_{ij}^{t,x} + tr_{ij}^x, \quad (3.6)$$

where the first six terms on the right-hand side represent the spectral contribution from each streamwise wavenumber to the corresponding terms in the overall transport equation (3.1), whereas the last term tr_{ij}^x is an additional term that represents the interscale transfer of the Reynolds stress between different streamwise wavenumbers. Here the spectral Reynolds-stress transport equation (3.6) is derived by the same procedure as that of Kawata & Alfredsson (2019), which is briefly described in appendix A.

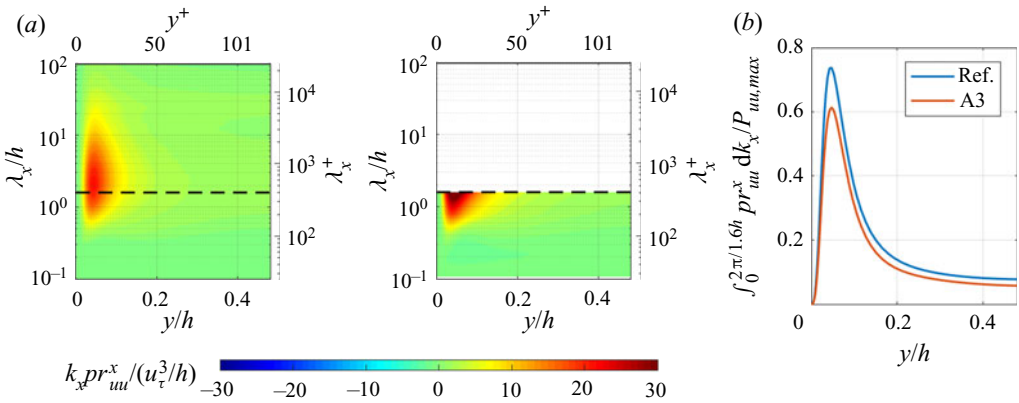


Figure 10. Distributions of the streamwise one-dimensional spectra of the streamwise turbulent energy production pr_{uu}^x obtained in the reference case and the streamwise-minimal (A3) case, presented in the same manner as in figure 8: (a) y - λ_x diagrams of $k_x pr_{uu}^x$; (b) profiles of pr_{uu}^x integrated for $\lambda_x/h > 1.6$ ($0 < k_x h < 2\pi/1.6$). Note that, in case A3, $\int_0^{2\pi/1.6h} pr_{uu}^x(y, k_x) dk_x = pr_{uu}^x(y, 0)\Delta k_x$. $P_{uu,max}$ represents the maximum value of the turbulent energy production P_{uu} .

Figure 10(a) presents the y - λ_x diagrams of the premultiplied spectral energy production $k_x pr_{uu}^x$, comparing the results in the reference and the streamwise-minimal cases. Similarly to the distribution of the streamwise energy spectrum E_{uu}^x , most of the spectral energy production pr_{uu}^x is distributed in the relatively-large-wavelength range $\lambda_x^+ > 400$ in the reference case. In the streamwise-minimal case, on the other hand, the corresponding energy productions occur on the x -independent mode as shown by figure 10(b), where $pr_{uu}^x(y, 0)\Delta k_x$ in the streamwise-minimal case is shown to be comparable to the integrated production $\int_0^{2\pi/1.6h} pr_{uu}^x dk_x$ in the reference case. This indicates that the overall production P_{uu} mainly represents the generation of x -independent streaks in the streamwise-minimal case.

Figure 11 presents the interscale transfer of the streamwise turbulent energy tr_{uu}^x . As shown by the space-wavelength diagrams in panel (a), in the reference case the turbulent energy, which is produced by pr_{uu}^x at large wavelengths as presented in figure 10(a), is transferred towards smaller wavelengths throughout the channel, and the streamwise-minimal-case result reproduces quite well the tr_{uu}^x distribution of the reference case in the range $\lambda_x/h < 1.6$. It is particularly interesting to note here that the boundary between the energy-donating and -receiving λ_x ranges in the reference case appears to be rather independent of y and to coincide with the streamwise-minimal domain size $L_x = 1.6h$, as indicated by the black dashed line. In the streamwise-minimal case, the energy gained in the $\lambda_x/h < 1.6$ range is supplied entirely from the x -independent mode, since this is the only mode in the range $\lambda_x/h > 1.6$. Figure 11(b) compares the total amount of energy removed from the wavelength range $\lambda_x/h > 1.6$, i.e. $\int_0^{2\pi/1.6h} tr_{uu}^x dk_x$, in the reference case to the energy transfer from the x -independent mode $tr_{uu}^x(y, 0)\Delta k_x$ in the streamwise-minimal case. As shown here, $tr_{uu}^x(y, 0)\Delta k_x$ in the streamwise-minimal case accounts for the equivalent energy transfer to $\int_0^{2\pi/1.6h} tr_{uu}^x dk_x$ in the reference case.

The good agreement between the tr_{uu}^x distributions obtained in the reference and streamwise-minimal cases, as shown in figure 11, may give us an insight into the mechanism of the interscale energy transfer. From the view point of the Fourier mode analysis, the interscale energy transfer is generally caused by triad interactions between

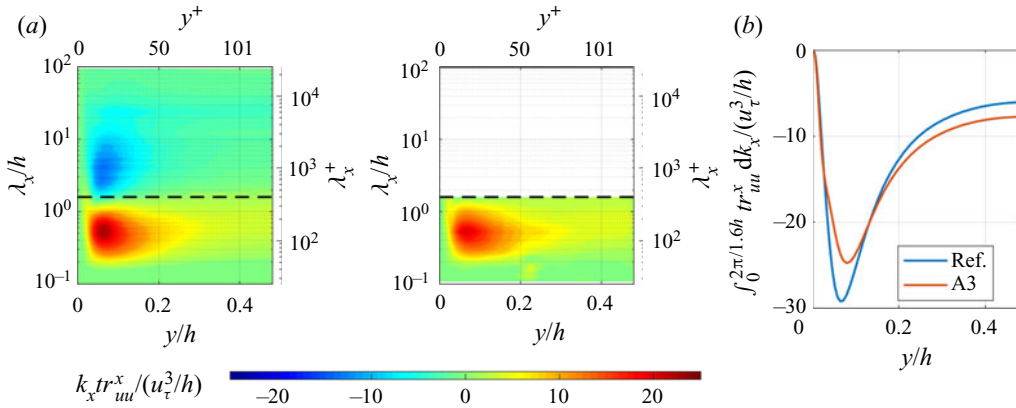


Figure 11. Distributions of the interscale transport of the streamwise turbulent energy in the streamwise wavenumber direction tr_{uu}^x obtained in the reference case and the streamwise-minimal (A3) case, presented in the same manner as in figure 8. Note that, in case A3, $\int_0^{2\pi/1.6h} tr_{uu}^x(y, k_x) dk_x = tr_{uu}^x(y, 0)\Delta k_x$.

three wavenumbers. In the streamwise-minimal case, the x -independent mode is the only mode in the range $\lambda_x/h > 1.6$, and therefore the energy transfer from the x -independent mode to smaller scales across $\lambda_x/h = 1.6$ is caused by interaction between $k_x = 0$ and non-zero wavenumbers $k_x = \pm 2\pi m/1.6h$ (where m is a positive integer). The agreement between the tr_{uu}^x distributions given in figure 11(b) indicates that the energy transfer from larger to smaller scales across $\lambda_x/h = 1.6$ in the reference case is also mainly caused by similar direct interactions between widely-separated wavenumbers, i.e. by the triad interactions between very small k_x (≈ 0) and large ($k_x = \pm 2\pi m/L_x$) wavenumbers; if other triad combinations of moderate wavenumbers played important roles, the agreement shown in figure 11(b) between the streamwise-minimal case and the reference case would not have been achieved, because such triad interactions cannot be simulated in the streamwise-minimal case.

Figure 12 presents the distribution of the pressure–strain cospectrum π_{uu}^x comparing the results obtained in the reference and the streamwise-minimal cases. One can see here that the pressure–strain cospectrum is mostly significant in the relatively-small-wavelength range $\lambda_x/h < 1.6$ throughout the channel, and the π_{uu}^x distribution obtained in the streamwise-minimal case reproduces the results of the reference case fairly well. This tendency of π_{uu}^x is consistent with the distributions of E_{vv}^x and E_{ww}^x shown in figure 9. It also should be noted here that the π_{uu}^x distribution of the reference case shows a certain contribution from the range $\lambda_x/h > 1.6$, which cannot be taken into account in the streamwise-minimal case because $\pi_{uu}^x = 0$ at $k_x = 0$, as $\partial u/\partial x = 0$ for any x -independent structure. The contributions from the relatively-small- λ_x range $\lambda_x/h < 1.6$ are evaluated as $\int_{2\pi/1.6h}^{\infty} \pi_{uu}^x dk_x$ for both the reference and streamwise-minimal cases and are compared in figure 12(b). Note here that for the streamwise-minimal case $\int_{2\pi/1.6h}^{\infty} \pi_{uu}^x dk_x = \int_0^{\infty} \pi_{uu}^x dk_x = \Pi_{uu}$, since the contribution from the range $\lambda_x/h > 1.6$ ($0 < k_x h < 1/1.6$) is zero as explained above. As shown, the profile of $\int_{2\pi/1.6h}^{\infty} \pi_{uu}^x dk_x$ given by the reference case is, of course, somewhat smaller in magnitude than the overall pressure–strain correlation Π_{uu} of the reference case, and the Π_{uu} obtained in the streamwise-minimal case has equivalent magnitude to $\int_{2\pi/1.6h}^{\infty} \pi_{uu}^x dk_x$ in the reference case. This indicates

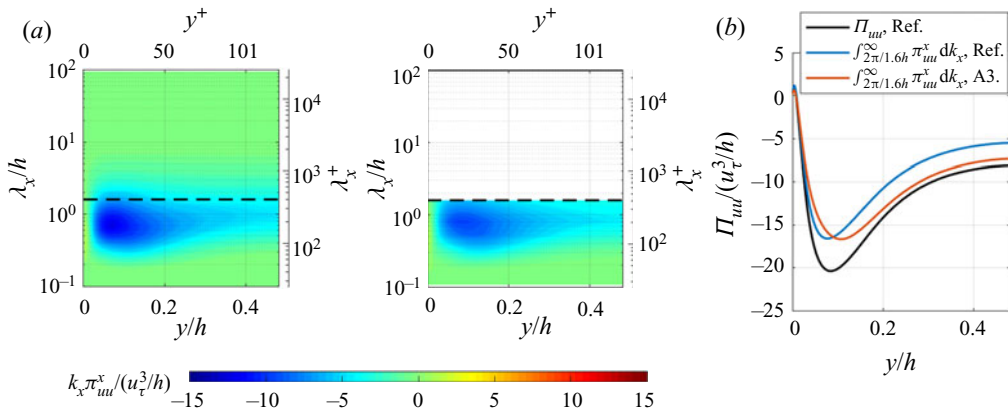


Figure 12. Distributions of the streamwise one-dimensional cospectra of the pressure–strain correlation π_{uu}^x obtained in the reference case and the streamwise-minimal (A3) case, presented in a similar manner to figure 8. Note that, in case A3, $\int_{2\pi/1.6h}^{\infty} \pi_{uu}^x(y, k_x) dk_x = \Pi_{uu}(y)$. The overall pressure–strain correlation Π_{uu} in the reference case (black) is also compared in panel (b).

that the suppression of Π_{uu} in the streamwise-minimal case, observed in figure 6, occurs mainly because the energy-containing streaks are forced to be x -independent because of the limited streamwise domain size, and therefore do not induce the energy redistribution from $\langle u^2 \rangle$ to the other components on their own.

The spectral analysis on the turbulent energy transport described above has shown that, in the reference case, the streamwise turbulent energy $\langle u^2 \rangle$ is produced mainly at relatively large streamwise wavelengths $\lambda_x^+ > 400$, and is then transferred by the interscale transport tr_{uu}^x towards the smaller-wavelength range, where the energy is redistributed to the cross-streamwise components by the pressure–strain correlation. In the streamwise-minimal case, the energy production mainly occurs at $k_x = 0$ in both the near-wall and core regions of the channel, indicating that both streaks of the near-wall and very-large-scale structures are forced to be x -independent, and the energy is transferred from the x -independent mode to all other modes in the range $\lambda_x^+ < 400$. Importantly, in spite of this effect of the limited degree of freedom, the streamwise-minimal domain still reproduces the flow field obtained in the reference case fairly well, as shown in § 3.1. This indicates that the interactions between the x -independent streaks and relatively small structures in the range $\lambda_x^+ < 400$ are the essential dynamics for both the inner and outer structures, and the spanwise meanderings of the streaks observed in the reference case (such as those presented in figure 1b) are, therefore, rather unimportant features of wall turbulence, as previously suggested by Abe *et al.* (2018). Furthermore, as discussed above, the good agreement between the tr_{uu}^x distributions shown in figure 11(b) indicates that tr_{uu}^x mainly represents direct energy transfers between widely-separated scales, i.e. between very large ($\lambda_x \gg h$) and relatively small ($\lambda_x^+ < 400$) wavelengths, via instabilities, for instance, rather than successive energy transfers from one scale to a neighbouring slightly-smaller scale via a turbulent energy cascade.

3.3. Spectral analysis on the effect of reducing L_z

Next, we investigate the Reynolds stress transports in the spanwise-minimal (B2) case, emphasising the difference between the interscale transfer effects in the reference and

spanwise-minimal cases, in order to elucidate the role of the interaction between the inner and outer structures. In this investigation we focus on the spanwise spectra of the Reynolds stresses $E_{ij}^z(y, k_z)$. Their transport equation is written as

$$\left(\frac{\partial}{\partial t} + U_k \frac{\partial}{\partial x_k}\right) E_{ij}^z = pr_{ij}^z - \epsilon_{ij}^z + \pi_{ij}^z + d_{ij}^{p,z} + d_{ij}^{v,z} + d_{ij}^{t,z} + tr_{ij}^z, \quad (3.7)$$

similarly to (3.6). The first six terms on the right-hand side now represent the spectral contribution from each spanwise wavenumber to the corresponding term in (3.1), and the last term tr_{ij}^z indicates the interscale transfer in the spanwise wavenumber direction.

Figure 13(a) presents the y - λ_z diagrams of the interscale transport of the streamwise turbulent energy tr_{uu}^z . As one can see here, the tr_{uu}^z distribution obtained in the reference case indicates that $\langle u^2 \rangle$ is transferred mainly from larger ($\lambda_z/h \approx 2$) to smaller λ_z , while in the near-wall region transport from smaller to larger λ_z is also found. This is in contrast to the interscale transfer in the streamwise wavenumber direction tr_{uu}^x , which shows only transport from larger to smaller wavelengths λ_x throughout the channel, as presented in figure 11(a). This point is further addressed in § 4.4. In the spanwise-minimal case (case B2), the tr_{uu}^z distribution reproduces the reference-case results fairly well for the wavelength range $\lambda_z/h < 0.5$. The energy is mainly removed from $\lambda_z/h = 0.5$ and partly transferred to smaller λ_z in the near-wall region; the rest is transferred to the z -independent mode, as indicated by the large positive values of $tr_{uu}^z(y, 0)\Delta k_z$ in the spanwise-minimal case, presented in figure 13(b). The $tr_{uu}^z(y, 0)\Delta k_z$ profile is compared with the amount of energy transferred from the range $\lambda_z/h < 0.5$ to $\lambda_z/h > 0.5$ in the reference case, and one can see that the reversed energy transfer to the z -independent mode in the spanwise-minimal case captures qualitatively the tendency of the corresponding interscale energy transfer in the reference case, particularly the inverse interscale transfer in the near-wall region. Such agreement between the reference and spanwise-minimal cases is somewhat surprising, given that the instantaneous flow field obtained in the spanwise-minimal case is qualitatively different from that of the reference case, in that the very-large-scale structure does not exist in the channel-core region, as observed in § 3.1.

Kawata & Alfredsson (2018) experimentally investigated the spectral transport of the Reynolds stresses in a turbulent plane Couette flow based on spanwise Fourier mode analysis and showed that the Reynolds shear stress $-\langle uv \rangle$ is transferred from smaller to larger λ_z throughout the channel. This inverse interscale transport of the Reynold shear stress is also observed in the present study. As shown in figure 14(a), the distribution of the interscale Reynolds-shear-stress transport tr_{-uv}^z obtained in the reference case shows transfer from smaller to larger λ_z throughout the channel, consistently with the experimental observations of Kawata & Alfredsson (2018). The results in the spanwise-minimal case also reproduce the same tendency, with the Reynold shear stress mainly transferred from $\lambda_z/h \approx 0.25$ to larger wavelengths. As indicated by the comparison between $\int_0^{2\pi/0.5h} tr_{-uv}^z dk_z$ in the reference case and $tr_{-uv}^z(y, 0)\Delta k_z$ in the spanwise-minimal case, the interscale transfer between the $\lambda_z/h < 0.5$ range and the z -independent mode in the spanwise-minimal case is a good qualitative representation of the inverse interscale transfers of the Reynolds shear stress in the reference case.

As described above, the spanwise-minimal case gives the same tendencies of the interscale transport tr_{ij}^z as observed in the reference case, including the inverse interscale transport of the Reynolds shear stress, despite the fact that the very-large-scale structures do not exist in this case. This suggests that the interscale transfers observed through

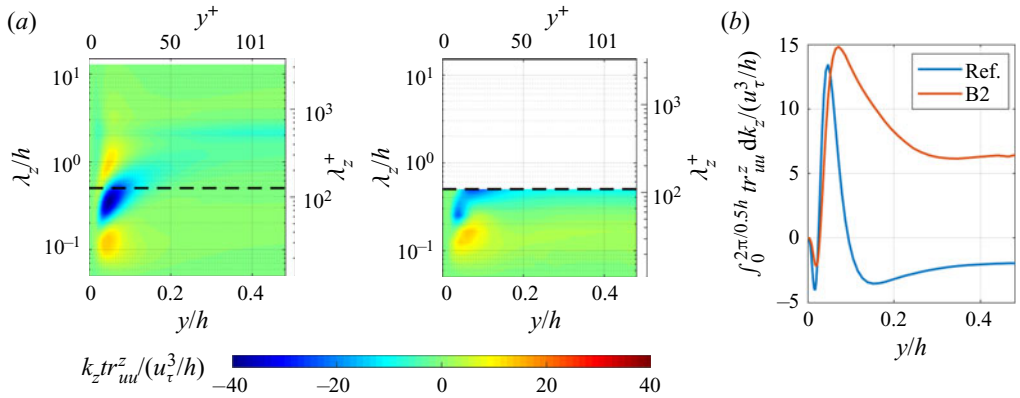


Figure 13. (a) Space–wavelength (y – λ_z) diagrams of the premultiplied interscale transport of the streamwise turbulent energy in the spanwise wavenumber direction $k_z tr_{uu}^z$ obtained in (left) the reference case and (right) the spanwise-minimal (B2) case. The horizontal black dashed lines represent the spanwise domain size in the spanwise-minimal case $\lambda_z/h = 0.5$. (b) Profiles of the interscale transport tr_{uu}^z integrated for the wavelength range $\lambda_z/h > 0.5$ (i.e. $0 < k_z h < 2\pi/0.5$), in (blue) the reference case and (red) the spanwise-minimal (B2) case. Note that, in case B2, $\int_0^{2\pi/0.5h} tr_{uu}^z(y, k_z) dk_z = tr_{uu}^z(y, 0)\Delta k_z$, where $\Delta k_z = 2\pi/L_z$, due to the limited domain size L_z .

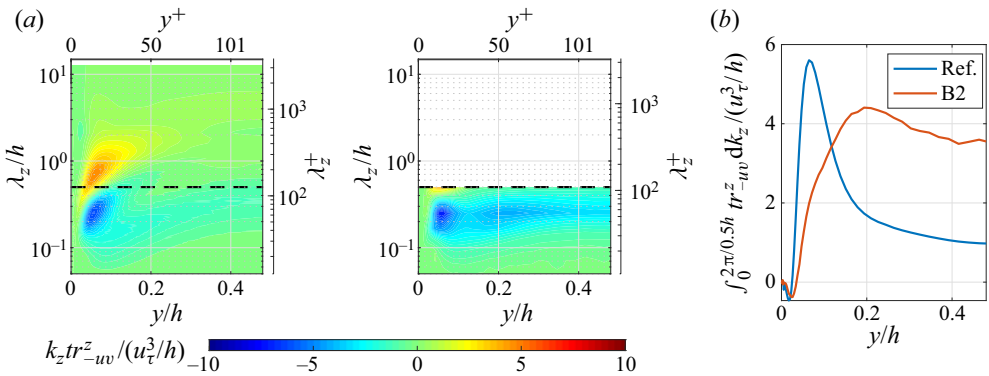


Figure 14. Distributions of the interscale transport of the Reynolds shear stress in the spanwise wavenumber direction tr_{uv}^z obtained in the reference case and the spanwise-minimal (B2) case, presented in the same manner as in figure 13.

spanwise Fourier mode analysis may not represent the effect of the interaction between the near-wall and very-large-scale structures. This is further discussed in § 4.4.

4. Discussions

4.1. On the relation between the spectral Reynolds-stress transport and the self-sustaining process of coherent structures

In § 3.2, we have shown that the streamwise length scales split mainly into two wavelength ranges: the larger- λ_x range $\lambda_x^+ > 400$, in which the energy is produced by pr_{uu}^x and taken by the interscale energy transfer tr_{uu}^x , and the smaller- λ_x range $\lambda_x^+ < 400$, where the energy is supplied from larger λ_x by tr_{uu}^x and redistributed by the pressure–strain correlation π_{uu}^x . The boundary between these two λ_x ranges has been found to be nearly constant throughout

the channel and to coincide with the streamwise-minimal domain length $L_x^+ \approx 400$. In the streamwise-minimal case, the streamwise wavelengths in the energy-producing (and -donating) λ_x range are accounted for only by the streamwise-independent (i.e. $k_x = 0$) mode, due to the limited degree of freedom, but otherwise the spectral energy transports observed in the reference case are basically retained, and thus the streamwise-minimal case reproduces the reference-case results fairly well. Given that both the inner and outer structures are retained in the streamwise-minimal case, as shown in figures 1 and 7, these observations indicate that the energy production at very large streamwise wavelengths ($k_x \approx 0$), the interscale energy transfer, and the energy redistribution at small wavelengths ($\lambda_x^+ < 400$) are the essential energy transport processes for both the inner and outer structures.

In addition to the spectral energy transports described above, it should be further noted that the turbulent energy redistributed from $\langle u^2 \rangle$ to $\langle v^2 \rangle$ results in the production of the Reynolds shear stress $P_{-uv} = \langle v^2 \rangle dU/dy$, which further leads to the reproduction of the streamwise turbulent energy $\langle u^2 \rangle$ as $P_{uu} = -2\langle uv \rangle dU/dy$. This closed-loop transport of the Reynolds stresses, consisting of production, interscale transfer and inter-component redistribution, resembles the scenario of the self-sustaining cycle of wall turbulence (Hamilton *et al.* 1995; Waleffe 1997): the significant $\langle u^2 \rangle$ production on the nearly- x -independent modes is very compatible with the generation of the x -independent u -streaks; the interscale energy transfer by tr_{uu}^x is compatible with the streak instabilities; and the energy redistribution from $\langle u^2 \rangle$ to $\langle v^2 \rangle$ and $\langle w^2 \rangle$ at relatively small λ_x is compatible with the generation of vortical structures from the streaks through their breakdown. While the self-sustaining process was originally proposed as the generating mechanism of the near-wall structures, recent studies (e.g. Hwang & Cossu 2010, 2011; Rawat *et al.* 2015; Hwang & Bengana 2016; Cossu & Hwang 2017; de Giovanetti, Sung & Hwang 2017) have provided overwhelming evidence indicating that the large-scale structures in the logarithmic and outer layers are also essentially maintained by similar self-sustaining cycles, rather than by the influence of the smaller-scale structures near the wall. We now conjecture that the spectral energy transports observed in § 3.2 are closely related to each subprocess of the self-sustaining cycles of the inner and outer structures, and we examine this conjecture in detail in the following.

An insight supporting the correspondence between the streak instabilities and the interscale energy transport tr_{uu}^x is obtained by decomposing tr_{uu}^x . The interscale transport tr_{ij}^x in (3.6) is obtained as

$$tr_{ij}^x(y, k_x) = -\frac{\partial Tr_{ij}^x(y, k_x)}{\partial k_x}, \tag{4.1}$$

where Tr_{ij}^x , which represents the flux of the Reynolds stress in the streamwise wavenumber direction across k_x from the larger- to the smaller-scale side, is defined as

$$Tr_{ij}^x = -\left\langle u_i^S u_k^S \frac{\partial u_j^L}{\partial x_k} \right\rangle - \left\langle u_j^S u_k^S \frac{\partial u_i^L}{\partial x_k} \right\rangle + \left\langle u_i^L u_k^L \frac{\partial u_j^S}{\partial x_k} \right\rangle + \left\langle u_j^L u_k^L \frac{\partial u_i^S}{\partial x_k} \right\rangle. \tag{4.2}$$

Here, u_i^L and u_i^S are respectively the large- and small-scale parts of the fluctuating velocity u_i , obtained by applying low- and high-pass spatial filterings based on the streamwise Fourier mode with the cutoff wavenumber k_x (see appendix A for details). Then the

interscale flux of the streamwise turbulent energy Tr_{uu}^x is expressed as

$$\begin{aligned}
 Tr_{uu}^x = & \underbrace{-2 \left\langle u^S u^S \frac{\partial u^L}{\partial x} \right\rangle}_{Tr_{uu}^{x,1}} - \underbrace{2 \left\langle u^S v^S \frac{\partial u^L}{\partial y} \right\rangle}_{Tr_{uu}^{x,2}} - \underbrace{2 \left\langle u^S w^S \frac{\partial u^L}{\partial z} \right\rangle}_{Tr_{uu}^{x,3}} \\
 & + \underbrace{2 \left\langle u^L u^L \frac{\partial u^S}{\partial x} \right\rangle}_{Tr_{uu}^{x,4}} + \underbrace{2 \left\langle u^L v^L \frac{\partial u^S}{\partial y} \right\rangle}_{Tr_{uu}^{x,5}} + \underbrace{2 \left\langle u^L w^L \frac{\partial u^S}{\partial z} \right\rangle}_{Tr_{uu}^{x,6}}, \tag{4.3}
 \end{aligned}$$

and therefore the interscale transport tr_{uu}^x is also decomposed as

$$tr_{uu}^x = tr_{uu}^{x,1} + tr_{uu}^{x,2} + tr_{uu}^{x,3} + tr_{uu}^{x,4} + tr_{uu}^{x,5} + tr_{uu}^{x,6}, \tag{4.4}$$

in accordance with Tr_{uu}^x .

Figure 15(a) compares the contributions of two major terms on the right-hand side of (4.4) to the energy transfer on the x -independent mode $tr_{uu}^x(y, 0)$ in the streamwise-minimal case. Note that only $tr_{uu}^{x,2}(y, 0)$ and $tr_{uu}^{x,3}(y, 0)$ are presented here because the other terms are all zero, as explained in detail in appendix B. As shown here, the energy is transferred from the x -independent mode mostly due to $tr_{uu}^{x,3}$, which represents the effect of the spanwise velocity gradient by the larger structure $\partial u^L/\partial z$, as one can see from (4.3). This corresponds to the spanwise variation of u induced by the x -independent structures. In the reference case, on the other hand, the energy is taken from finite wavelengths, unlike in the streamwise-minimal case, and therefore all the terms in the right-hand side of (4.4) can contribute to the interscale energy transfer from the large- λ_x range. The contributions of all terms in the reference case are presented in figures 15(b) and 15(c) for a near-wall location $y^+ = 16$ and the channel centre, respectively. As shown in figure 15(b), the contribution by the third term $tr_{uu}^{x,3}$ is dominant at the near-wall location in the reference case at relatively large wavelengths ($\lambda_x^+ > 400$). In particular, the energy transfer from very large wavelengths $\lambda_x^+ > 1000$ is entirely due to $tr_{uu}^{x,3}$, which is consistent with the observations in the streamwise-minimal case in figure 15(a). The other terms have roughly the same magnitude, and all become comparable to $tr_{uu}^{x,3}$ at relatively small wavelengths $\lambda_x^+ \approx 100$. The energy transferred by $tr_{uu}^{x,3}$ from large- to moderate- λ_x ranges is further transferred towards the smaller- λ_x range by the other terms, which may represent the turbulent energy cascade. The third term $tr_{uu}^{x,3}$ also plays a primary role in the interscale energy transport at the channel centre, as shown in figure 15(c). While the second term $tr_{uu}^{x,2}$ also shows a significant contribution, the contribution by $tr_{uu}^{x,3}$ is dominant at very large wavelengths $\lambda_x/h > 10$. The dominant contributions by $tr_{uu}^{x,3}$ at large λ_x are consistent with the observations in earlier studies that the main mechanism of the streak instabilities is inflectional instability due to the spanwise variation of u induced by the streaks (e.g. Swearingen & Blackelder 1987; Hamilton *et al.* 1995; Jiménez & Pinelli 1999); thus, this supports our claim that tr_{uu}^x in the relatively-large- λ_x range is closely related to the streak instabilities in the self-sustaining process in both the near-wall and the central regions of the channel.

In order to more directly examine the correspondence between the Reynolds stress budgets and the self-sustaining process, we investigate the instantaneous flow fields obtained in case C, where both L_x and L_z are as small as their minimal sizes; this is similar

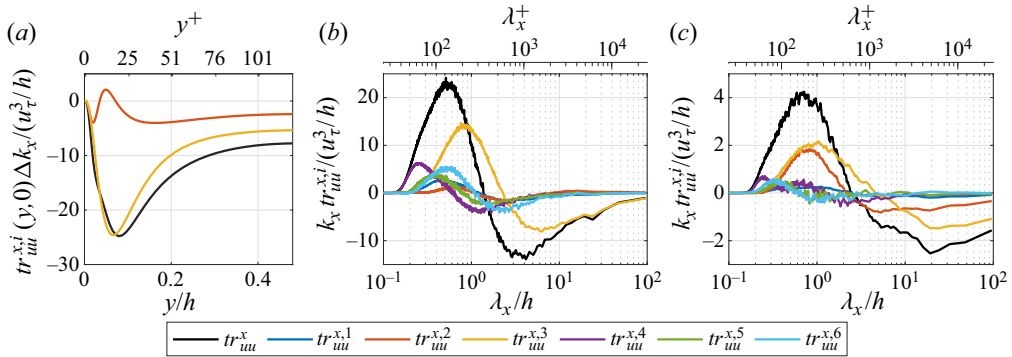


Figure 15. Comparison of various terms on the right-hand side of (4.3): (a) in the streamwise-minimal (A3) case, on the x -independent mode across the channel; (b,c) in the reference case, (b) at the near-wall location $y^+ = 16$ ($y/h = 0.063$) and (c) at the channel centre $y/h = 0.5$ across the whole λ_x range investigated.

to the flow configuration employed by Hamilton *et al.* (1995) to observe the self-sustaining cycle. The instantaneous velocity field is decomposed into the x -independent mode $u_i' = \langle u_i \rangle_x$ and the x -dependent mode $u_i'' = u_i - u_i'$ (here $\langle \cdot \rangle_x$ represents spatial averaging in the x -direction). Now we define the integrated turbulent energy on the x -independent mode as

$$\mathcal{E}'_{uu} = \int_0^{0.195h} \langle u'^2 \rangle_{xz} dy, \tag{4.5}$$

and similarly we define the streamwise and lateral energies on the x -dependent modes as

$$\mathcal{E}''_{uu} = \int_0^{0.195h} \langle u''^2 \rangle_{xz} dy, \quad \mathcal{E}''_{vw} = \int_0^{0.195h} (\langle v''^2 \rangle_{xz} + \langle w''^2 \rangle_{xz}) dy; \tag{4.6a,b}$$

their time series are presented in figure 16(a). Here $\langle \cdot \rangle_{xz}$ indicates spatial averaging in the x - and z -directions. The integration range $0 \leq y/h \leq 0.195$ (or $0 \leq y^+ \leq 40$ in the viscous unit) is chosen based on the $\langle u^2 \rangle$ profile obtained in case C, so that most of the turbulent energy related to the coherent structures near the bottom wall is included (see figure 4). The time series of the integrated turbulent energies given in figure 16(a) present a typical periodic behaviour. It appears that they are well correlated with each other, and the fluctuations of the x -dependent energies \mathcal{E}''_{uu} and \mathcal{E}''_{vw} follow that of the x -independent streamwise energy \mathcal{E}'_{uu} with a slight delay. The time delays are quantified in figure 16(b), which presents the cross-correlation functions between \mathcal{E}'_{uu} and \mathcal{E}''_{uu} , and between \mathcal{E}'_{uu} and \mathcal{E}''_{vw} , defined as

$$C_{\mathcal{E}'_{uu} \mathcal{E}''_{uu}}(\tau) = \frac{\langle \mathcal{E}'_{uu}(t) \mathcal{E}''_{uu}(t + \tau) \rangle}{\sqrt{\langle \mathcal{E}'_{uu}{}^2 \rangle} \sqrt{\langle \mathcal{E}''_{uu}{}^2 \rangle}}, \quad C_{\mathcal{E}'_{uu} \mathcal{E}''_{vw}}(\tau) = \frac{\langle \mathcal{E}'_{uu}(t) \mathcal{E}''_{vw}(t + \tau) \rangle}{\sqrt{\langle \mathcal{E}'_{uu}{}^2 \rangle} \sqrt{\langle \mathcal{E}''_{vw}{}^2 \rangle}}. \tag{4.7a,b}$$

As can be seen here, the correlation peaks of both cross-correlation functions are located at negative τ , around $\tau^+ \approx -50$, and $C_{\mathcal{E}'_{uu} \mathcal{E}''_{vw}}$ gives larger delay than $C_{\mathcal{E}'_{uu} \mathcal{E}''_{uu}}$. This indicates that the fluctuation of the x -independent streamwise turbulent energy \mathcal{E}'_{uu} is followed by that of the x -dependent energy \mathcal{E}''_{uu} , which is further followed by that of the lateral turbulent energy \mathcal{E}''_{vw} . This observed sequence of \mathcal{E}'_{uu} , \mathcal{E}''_{uu} and \mathcal{E}''_{vw} indicates that they mainly

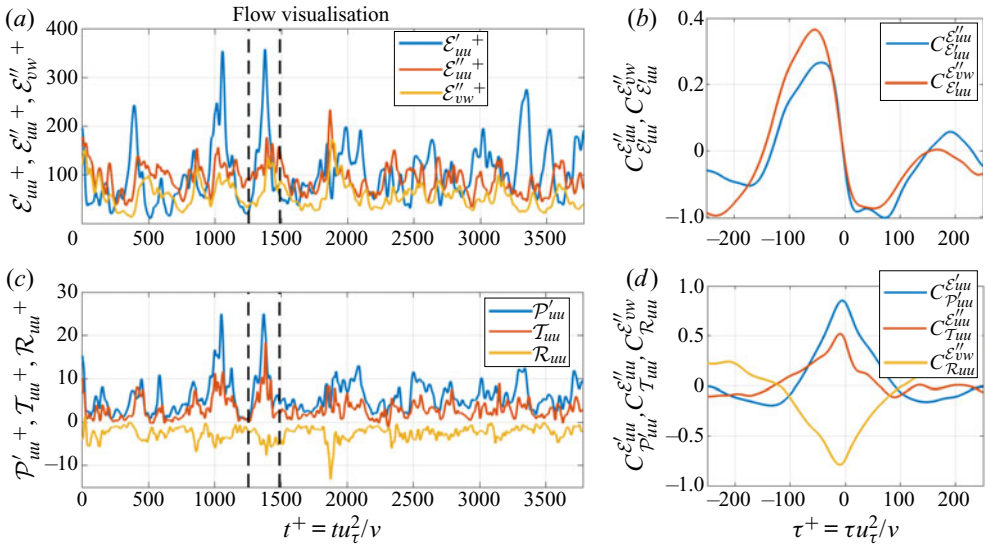


Figure 16. Time series and cross-correlation functions of integrated turbulent energies and Reynolds stress budgets obtained in case C: (a) time series of \mathcal{E}'_{uu} (blue), \mathcal{E}''_{uu} (red) and \mathcal{E}''_{vw} (yellow) scaled by $u_\tau \nu$; (b) cross-correlation functions $C_{\mathcal{E}'_{uu}}^{\mathcal{E}''_{uu}}$ (blue) and $C_{\mathcal{E}''_{uu}}^{\mathcal{E}''_{vw}}$ (red); (c) time series of \mathcal{P}'_{uu} (blue), \mathcal{T}_{uu} (red) and \mathcal{R}_{uu} (yellow) scaled by u_τ^3 ; (d) cross-correlation functions $C_{\mathcal{P}'_{uu}}^{\mathcal{E}'_{uu}}$ (blue), $C_{\mathcal{E}'_{uu}}^{\mathcal{T}_{uu}}$ (red) and $C_{\mathcal{E}''_{vw}}^{\mathcal{R}_{uu}}$ (yellow). The vertical black dashed lines in panels (a) and (c) indicate the time range of the flow visualisation presented in figure 17.

represent the energies of x -independent streaks, wavy streaks and vortical structures of the self-sustaining process, respectively.

Similarly, the integrated turbulent energy production on the x -independent mode \mathcal{P}'_{uu} , the integrated interscale energy flux from the x -independent towards the x -dependent modes \mathcal{T}_{uu} , and the integrated pressure–strain energy redistribution \mathcal{R}_{uu} are defined as

$$\mathcal{P}'_{uu} = \int_0^{0.195h} \langle \widetilde{p r'_{uu}} |_{k_x=0} \Delta k_x \rangle_{xz} dy = \int_0^{0.195h} -2 \langle u' v' \rangle_{xz} \frac{dU}{dy} dy, \quad (4.8a)$$

$$\mathcal{T}_{uu} = \int_0^{0.195h} \langle \widetilde{Tr'_{uu}} \rangle_{k_x=0} \rangle_{xz} dy = \int_0^{0.195h} -2 \left\langle u'' w'' \frac{\partial u'}{\partial z} \right\rangle_{xz} dy, \quad (4.8b)$$

$$\mathcal{R}_{uu} = \int_0^{0.195h} \langle \widetilde{\Pi'_{uu}} \rangle_{xz} (y) dy = \int_0^{0.195h} 2 \left\langle p' \frac{\partial u''}{\partial x} \right\rangle_{xz} dy, \quad (4.8c)$$

where the tilde \sim indicates the instantaneous values of the spectral budget term that are not averaged in the x - or z -direction or in time. The time series of these integrated budget terms are presented in figure 16(c). These time series also indicate certain periodic behaviours and are significantly correlated with each other, similarly to those of the integrated turbulent energies in panel (a). Figure 16(d) presents cross-correlation functions $C_{\mathcal{P}'_{uu}}^{\mathcal{E}'_{uu}}$, $C_{\mathcal{T}_{uu}}^{\mathcal{E}''_{uu}}$ and $C_{\mathcal{R}_{uu}}^{\mathcal{E}''_{vw}}$, defined in the same manner as those in (4.7a,b). As shown here, all three cross-correlation functions have the maximum magnitude of correlation located at negative τ of the order of $\tau^+ \approx 10$. This indicates that \mathcal{E}'_{uu} , \mathcal{E}''_{uu} and \mathcal{E}''_{vw} respond immediately to the increase or decrease of the energy production \mathcal{P}'_{uu} , the interscale

energy transfer \mathcal{T}_{uu} and the pressure–strain energy redistribution \mathcal{R}_{uu} , respectively. In particular, the peak magnitudes of these cross-correlation functions are all significantly high (more than 0.5), which also indicates the close causal relationship between these turbulent energies and the Reynolds stress budget terms.

Figure 17 presents flow visualisations of the instantaneous flow field at six different instants during the period indicated by black dashed lines in figure 16(a,c). In each panel, the region near the bottom wall, $0 \leq y^+ \leq 60$, is visualised, and the coloured surfaces represent iso-surfaces of $u^+ = -5$ (blue), $Q^+ = -0.04$ (red), $\tilde{\Pi}_{uu}^+ = -0.75$ (yellow) and $\widetilde{Tr}_{uu}^{x,3+}|_{k_x=0} = 1.45$ (purple), where Q is the second invariant of the velocity-gradient tensor. The instantaneous flow fields shown here are low-pass-filtered with a cutoff wavelength $k_{x,c}h/2\pi = 1.88$ ($\lambda_{x,c}^+ = 118$) to allow clear visualisation of coherent structures, but most of the turbulent energies (more than 90% of $\langle u^2 \rangle$ and 68% of $\langle v^2 \rangle + \langle w^2 \rangle$) are still retained in the flow field visualised here. In panels (a–c) (from $t^+ = 1293$ to $t^+ = 1370$), the evolution of a low-speed streak is observed, and streamwise-elongated vortices are also found aligned with the streak. In particular, in panel (c) the streak has grown enough to penetrate the computational domain in the x -direction. This instant ($t^+ = 1370$) actually corresponds to the peak of the x -independent streamwise turbulent energy \mathcal{E}'_{uu} in figure 16(a), and the x -dependent streamwise turbulent energy \mathcal{E}''_{uu} is also increasing at this instant. Therefore the streak visualised in figure 17(c) is somewhat wavy. It can also be observed that the regions of significant interscale energy transfer from x -independent to x -dependent modes (purple) and inter-component energy transfer by pressure–strain correlation (yellow) start to appear around the streak. Panel (d) (at $t^+ = 1386$) corresponds to the peak of the interscale energy transfer \mathcal{T}_{uu} in figure 16(c), and at this instant the x -dependent energy \mathcal{E}''_{uu} in figure 16(a) is also saturated. Hence, the low-speed streak visualised in figure 17(d) is strongly wavy and surrounded by regions of significant interscale energy transfer. It is also observed that the pressure–strain energy redistribution is significant, and streamwise-elongated vortices visualised by Q are evolving around the wavy streak. In panel (e) (at $t^+ = 1400$), the streak is shown to have already broken down. However, the regions of significant pressure–strain energy redistribution are still found, and vortical structures also remain. As time proceeds such vortical structures further evolve; as shown in panel (f), they remain after the low-speed streaks have become hardly visible, eventually giving rise to next streaks.

The above observations in case C of the growth/breakdown of a streak and vortices in relation to the turbulent energy budget terms agree fairly well with the scenario of the self-sustaining cycle, and thus support our conjecture about their close relationship. Details of the balance between the spectral budget terms in case C are presented in figure 18(a) for a near-wall location $y^+ = 16$. As shown here, the peak of the energy production, accounting for nearly 70% of the overall energy production, is located at $k_x = 0$. The interscale energy transport $tr_{uu}^{x,3}$ is shown to dominate the energy transport at small wavenumbers near $k_x = 0$, transferring nearly half the energy produced at $k_x = 0$ mainly to the smallest non-zero wavenumber $k_x = 2\pi/1.6h$, where the most significant energy redistribution by $\pi_{uu}^x(y, k_x)$ is found. The viscous dissipation $-\varepsilon_{uu}^x$ is also presented; it is shown to dissipate the energy broadly throughout the investigated wavenumber range. As the flow fields visualised in figure 17 account for most values of k_x at which pr_{uu}^x , tr_{uu}^x , and π_{uu}^x are significant in their profiles given in figure 18(a), it is reasonable to infer that the spectral budget balance presented in figure 18(a) mainly

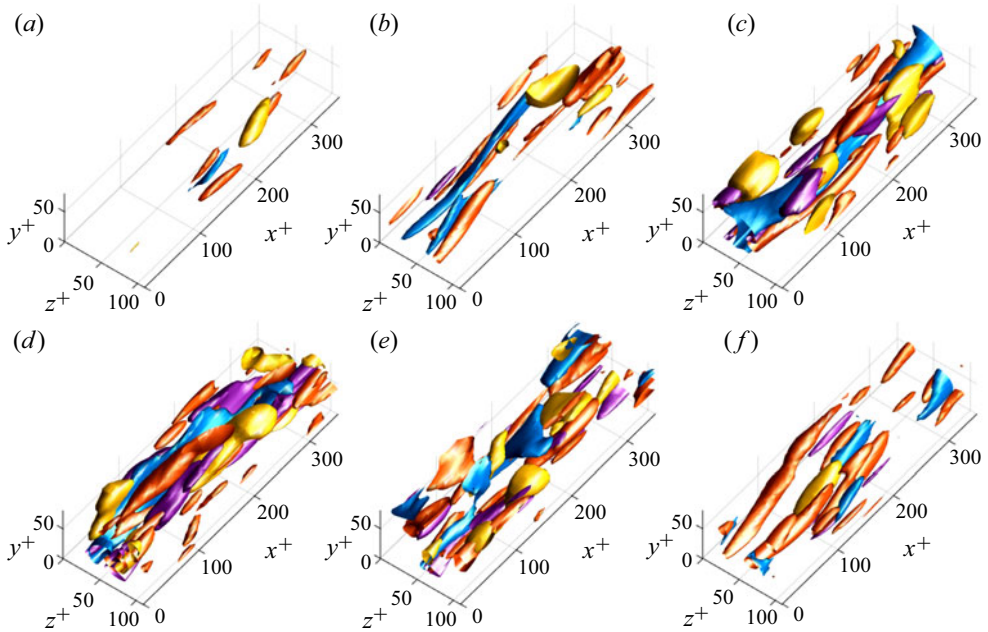


Figure 17. Visualisations of instantaneous flow fields in the region near the bottom wall ($0 \leq y^+ \leq 60$) observed in case C at (a) $t^+ = 1253$, (b) $t^+ = 1293$, (c) $t^+ = 1370$, (d) $t^+ = 1386$, (e) $t^+ = 1400$ and (f) $t^+ = 1489$. The full range of the computational domain is shown in the x - and z -directions. The three-dimensional surfaces of different colours in each panel represent iso-surfaces of $u^+ = -5$ (blue), $Q^+ = -0.04$ (red), $\tilde{\Pi}_{uu}^+ = -0.75$ (yellow) and $\tilde{Tr}_{uu}^{x,3+}|_{k_x=0} = 1.45$ (purple). The flow fields shown are low-pass-filtered at the cutoff wavenumber $k_{x,c}h/2\pi = 1.88$ ($\lambda_{x,c}^+ = 118$) for clear visualisation of coherent structures.

represents the energy transport related to the dynamics of the streaks and vortices observed in [figure 17](#), which resembles the self-sustaining cycle.

The spectral energy budgets obtained in the streamwise-minimal (A3) case also have similar tendencies as observed in case C. [Figures 18\(b\)](#) and [18\(c\)](#) present the profiles of the spectral budget terms at a near-wall location $y^+ = 16$ and at the channel centre in the streamwise-minimal case, respectively. Both budget balances indicate maximum energy production at $k = 0$, energy transfer from $k_x = 0$ to $k_x = 2\pi/1.6h$ mostly by $tr_{uu}^{x,3}$, and the most significant energy redistribution by π_{uu}^x at $k_x = 2\pi/1.6h$, similarly to the budget balance in [figure 18\(a\)](#). From this observation one can infer that these spectral budget terms in the near-wall and central regions of the channel in the streamwise-minimal case represent the energy transports related to the self-sustaining cycle of the near-wall and very-large-scale structures, respectively.

Such a connection between the self-sustaining cycle and the Reynolds stress transports observed through spectral analysis has already been pointed out by [Cho et al. \(2018\)](#). Their discussion was based on the spanwise spectra of the turbulent energy production and the energy redistribution by the pressure–strain correlation. They showed that the peak location in the distributions of these spectra follows the scaling $\lambda_z \sim 5y$, which is consistent with the attached eddy hypothesis, and thereby conjectured that the energy production and the pressure–strain correlation respectively correspond to the streak generation and the regeneration of the streamwise vortices in the self-sustaining process of each wall-attached eddy. In the present study, we have investigated the spectral transport

Scale interactions in minimal TPCFs

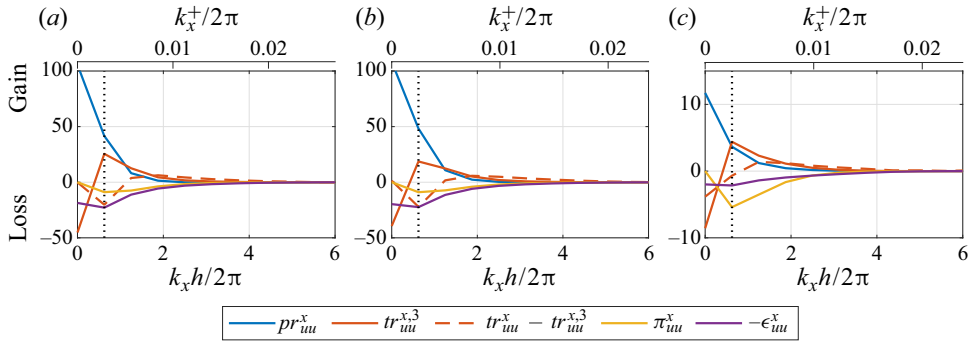


Figure 18. Spectral budget of streamwise turbulent energy transport: (a) at $y^+ = 16$ in case C; (b) at $y^+ = 16$ in case A3; (c) at channel centre in case A3. In each panel different line colours represent production pr_{uu}^x (blue, solid), interscale transport $tr_{uu}^{x,3}$ (red, solid), the contribution from terms of the interscale transport other than $tr_{uu}^{x,3}$ (red, dashed), pressure–strain energy redistribution π_{uu}^x (yellow) and viscous dissipation $-\epsilon_{uu}^x$ (purple). The values are scaled by u_τ^3 . The vertical black dotted lines indicate $k_x h / 2\pi = 1/1.6$, which corresponds to the streamwise domain size in cases A3 and C.

of the Reynolds stress based on streamwise Fourier mode analysis with reduced-size computational domains, and have deduced a similar interpretation of the major terms of the spectral transport equation of the turbulent energy.

4.2. Inverse interscale energy transport in the regeneration of the streamwise vortices in the self-sustaining process

The closed-loop transport of the Reynolds stresses is schematically summarised in [figure 19](#) with their streamwise length scales, and the subprocesses of the self-sustaining cycle that likely correspond are also included. From [figure 19](#) one can make an interesting observation regarding the reproduction of the streamwise turbulent energy $\langle u^2 \rangle$. As explained in the previous section, the turbulent energy production $pr_{uu}^x = 2E_{-uv}^x dU/dy$ results from the wall-normal turbulent energy E_{vv}^x through the production of the Reynolds shear stress $pr_{-uv}^x = E_{vv}^x dU/dy$. What should be noted here is that both productions pr_{-uv}^x and pr_{uu}^x are linear processes that do not involve any scale interactions, which means that there has to exist a certain amount of the wall-normal turbulent energy E_{vv}^x at large λ_x in order for the production of $\langle u^2 \rangle$ to take place. However, the energy source for $\langle v^2 \rangle$ is the energy redistribution from $\langle u^2 \rangle$, which, as observed in [§ 3.2](#), mainly occurs at relatively small λ_x ($\lambda_x^+ < 400$) and is quite small (in the streamwise-minimal case, zero) in the energy-producing λ_x range, as $\partial u / \partial x$ is small at such large λ_x . Of course there is no direct energy production from the mean flow for $\langle v^2 \rangle$, unlike for $\langle u^2 \rangle$ at large scales. Hence, any typical energy supply to $\langle v^2 \rangle$ is not found at large scales, despite the fact that $\langle v^2 \rangle$ at large scales is indispensable for turbulent energy production. This indicates a certain energy transfer to $\langle v^2 \rangle$ at large scales from smaller scales where the energy redistribution from $\langle u^2 \rangle$ to $\langle v^2 \rangle$ and $\langle w^2 \rangle$ is significant.

It is, in fact, the inverse interscale energy transfer of $\langle w^2 \rangle$ and the energy redistribution from $\langle w^2 \rangle$ to $\langle v^2 \rangle$ that provides energy to the $\langle v^2 \rangle$ component at large λ_x . As shown in [figure 20\(a\)](#), the interscale transport tr_{ww}^x in the reference case clearly indicates energy transfer from smaller to larger λ_x , particularly in the near-wall region, as well as the forward transfer (from larger to smaller λ_x), and this tendency is also reproduced in the

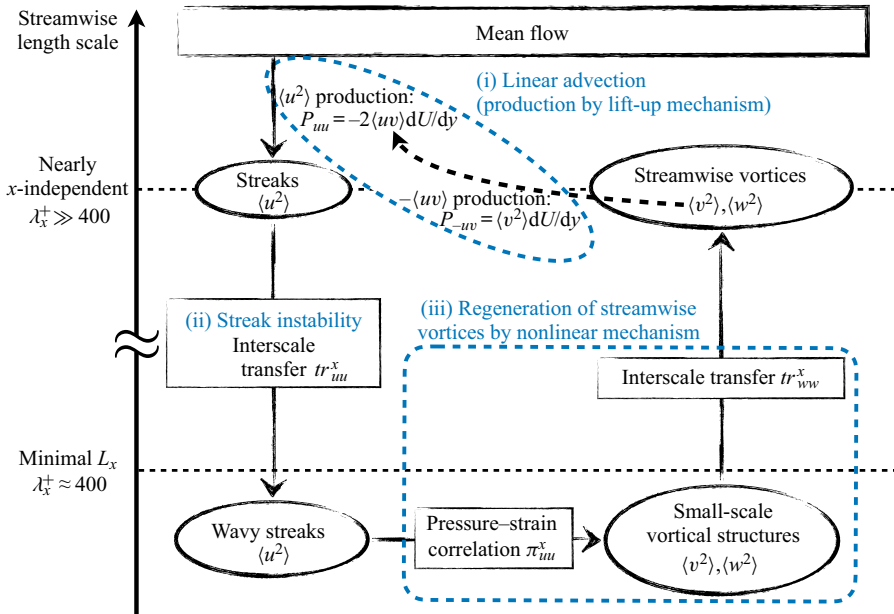


Figure 19. Schematics of the closed-loop spectral transport of the Reynolds stresses with streamwise length scales. The subprocesses of the self-sustaining cycle that likely correspond are also shown together. The solid black arrows represent the flow of energy transfer, and the dashed black arrow connecting $\langle v^2 \rangle$ and $\langle uv \rangle$ in P_{uu} means that $\langle v^2 \rangle$ triggers P_{uu} through P_{-uv} .

streamwise-minimal case as the transfer from the $\lambda_x^+ < 400$ range to the x -independent mode. The interscale transfer of the wall-normal turbulent energy tr_{vv}^x basically indicates forward interscale transfers, but is one order smaller in magnitude than the reversed energy transfer by tr_{ww}^x (not shown). Such reversed energy cascades in the near-wall region have been repeatedly reported in earlier studies of turbulent channel flow (e.g. Saikrishnan *et al.* 2012; Cimarelli *et al.* 2013, 2016; Cho *et al.* 2018; Hamba 2019; Lee & Moser 2019), although their roles in maintaining flow structures are still unclear. Figure 20(b) presents the $\langle w^2 \rangle$ budget of the x -independent mode in the streamwise-minimal case. As shown here, the main energy source for $\langle w^2 \rangle$ on this mode is the inverse energy transfer from $k_x > 0$ throughout the channel, and the turbulent spatial transport d_{ww}^t carries the energy from the near-wall to the channel-central region. The pressure–strain correlation $\pi_{ww}^x(y, 0)$ represents the energy exchange between $\langle v^2 \rangle$ and $\langle w^2 \rangle$, as $\pi_{uu}^x = 0$ and $\pi_{vv}^x = -\pi_{ww}^x$ at $k_x = 0$, and the profile of $\pi_{ww}^x(y, 0)$ indicates that energy is transferred from $\langle w^2 \rangle$ to $\langle v^2 \rangle$ in the central region of the channel, while it is transferred in the opposite direction in the near-wall region. Integrating $tr_{ww}^x(y, 0)$ and $\pi_{ww}^x(y, 0)$ gives $\int_0^{0.5h} \pi_{ww}^x(y, 0) dy \approx -0.35 \int_0^{0.5h} tr_{ww}^x(y, 0) dy$, indicating that the net energy transfer from $\langle w^2 \rangle$ to $\langle v^2 \rangle$ by π_{ww}^x at $k_x = 0$ is about 35 % of the total energy gain from smaller scales by tr_{ww}^x .

Because of this energy supply to the wall-normal and spanwise turbulent energies at $k_x = 0$, the energy spectra $E_{vv}^x(y, 0)$ and $E_{ww}^x(y, 0)$ show non-zero energy distributions as presented in figure 21(a). Their magnitudes are small compared to the streamwise component $E_{uu}^x(y, 0)$ as shown here, since the amount of energy supplied to $E_{vv}^x(y, 0)$ and $E_{ww}^x(y, 0)$ from smaller scales via tr_{ww}^x is only about 5 % of the total amount of energy

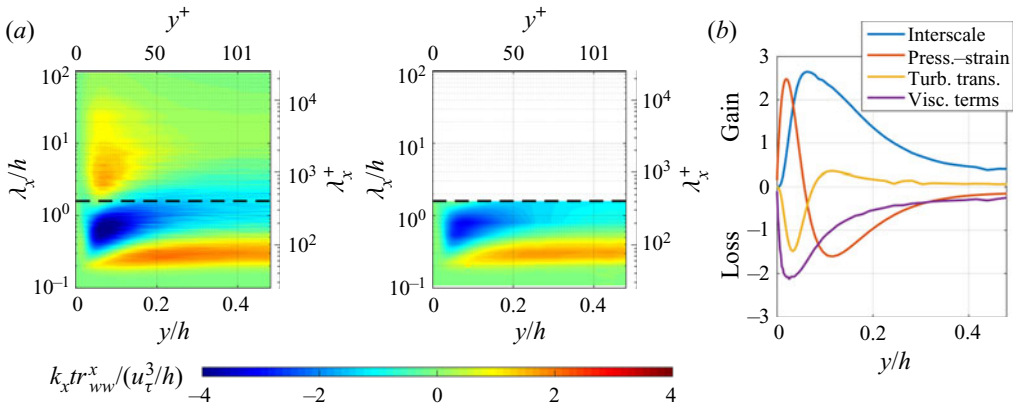


Figure 20. (a) Space–wavelength (y – λ_x) diagrams of the premultiplied interscale transport of the spanwise turbulent energy in the streamwise wavenumber direction $k_x tr_{ww}^x$ obtained in the reference case and the streamwise-minimal (A3) case. The horizontal black dashed lines represent the streamwise domain size in the streamwise-minimal case $\lambda_x/h = 1.6$. (b) The spectral budget balance of $\langle w^2 \rangle$ transport at $k_x = 0$ in the streamwise-minimal case: the interscale transport $tr_{ww}^x(y, 0)$ (blue), the pressure–strain cospectrum $\pi_{ww}^x(y, 0)$ (red), the turbulent spatial transport $d_{ww}^{t,x}(y, 0)$ (yellow) and the viscous terms $d_{ww}^{v,x}(y, 0) + \epsilon_{ww}^x(y, 0)$ (purple). The values are scaled by u_τ^3/h .

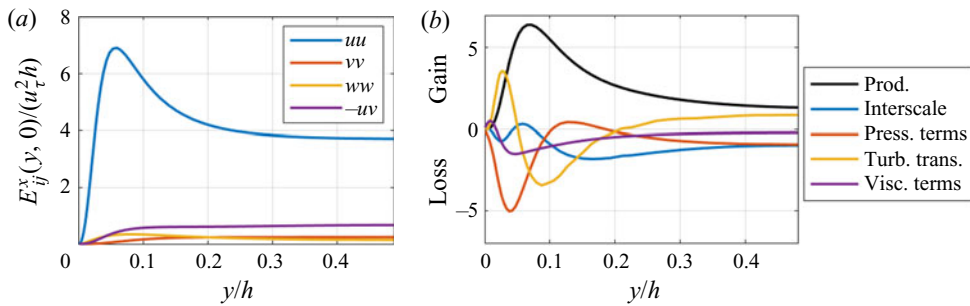


Figure 21. (a) Profiles of the Reynolds stress spectra E_{ij}^x and (b) the spectral budget balance of $-\langle uv \rangle$ transport at $k_x = 0$ in the streamwise-minimal (A3) case. In panel (b), the lines of different colours represent the production $pr_{-uv}^x(y, 0)$ (black), the interscale transport $tr_{-uv}^x(y, 0)$ (blue), the pressure-related terms $\pi_{-uv}^x(y, 0) + d_{-uv}^{p,x}(y, 0)$ (red), the turbulent spatial transport $d_{-uv}^{t,x}(y, 0)$ (yellow) and the viscous terms $d_{-uv}^{v,x}(y, 0) + \epsilon_{-uv}^x(y, 0)$ (purple), and the values are scaled by u_τ^3/h .

produced from the mean flow at $k_x = 0$ by pr_{uu}^x . The Reynolds shear stress cospectrum $E_{-uv}^x(y, 0)$ is also presented in the figure and is shown to be of the same magnitude as $E_{vv}^x(y, 0)$ and $E_{ww}^x(y, 0)$. The budget balance of $-\langle uv \rangle$ transport at $k_x = 0$, presented in figure 21(b), shows that the production term $pr_{-uv}^x(y, 0) = E_{vv}^x(y, 0) dU/dy$ is the main energy source throughout the channel. This indicates that the small amount of wall-normal energy $E_{vv}^x(y, 0)$ indeed maintains the Reynolds shear stress at $k_x = 0$, which subsequently results in the reproduction of $\langle u^2 \rangle$ on the x -independent mode via the turbulent energy production $pr_{uu}^x(y, 0) = 2E_{-uv}^x(y, 0) dU/dy$. In the reference case the turbulent energy production at large scales is also maintained by similar energy transports, including the inverse interscale energy transfer, as described above (not shown).

Thus, it has been shown that the turbulent energy production at large streamwise length scales is maintained by the inverse interscale transfer of spanwise turbulent energy from

smaller scales. This also means that, supposing that these Reynolds-stress budget terms are closely related to the self-sustaining process as we describe in figure 19, the regeneration of the streamwise vortices through breakdowns of wavy streaks should include an inverse interscale energy transfer as well as the inter-component energy transfer by the pressure–strain correlation. In figure 19, we highlight this point in part (iii), ‘Regeneration of streamwise vortices by nonlinear mechanism’ (see blue dashed box) by referring to the structures generated from ‘wavy streaks’ through their breakdowns as ‘small-scale vortical structures’, distinguishing them from ‘streamwise vortices’, which directly lead to the generation of ‘streaks’. Small-scale vortical structures are generated at small scales ($\lambda_x^+ < 400$) through streak breakdowns by the pressure–strain energy redistribution, and streamwise vortices are regenerated at large scales by the inverse interscale energy transfer, which eventually results in the regeneration of streaks by triggering turbulent energy production. Hamba (2019) focused on the inverse interscale transport of $\langle w^2 \rangle$ similarly to the present study and attempted to extract the related vortical structure by means of conditional averaging. He found a longitudinal streamwise vortex accompanied by a shorter vortex located upstream, which indicates that the interactions between these vortices are responsible for the inverse energy cascade. Although the connection between the structures found in his work and the regeneration process of the streamwise vortices in the self-sustaining cycle is still unclear, the inverse energy transfer of $\langle w^2 \rangle$ towards large λ_x observed in the present study may also be caused by similar interactions between the long (at large λ_x) and short ($\lambda_x^+ < 400$) vortices.

4.3. On the DNS with streamwise-minimal domain at higher Reynolds numbers

As shown in § 3.2, the reason underlying the good agreement between the reference and streamwise-minimal cases is that the upper boundary of the λ_x range where the turbulent energy is supplied from larger λ_x via the interscale transport tr_{uu}^x and redistributed by the pressure–strain correlation π_{uu}^x is rather independent of y and is smaller than the streamwise minimal length $L_x = 1.6h$ throughout the channel. As our investigations are limited to a low-Reynolds-number range, $Re_\tau \approx 126$, it should be further examined whether or not this is still the case even at higher Reynolds numbers. Regarding this point one may refer to the works of Abe *et al.* (2018) and Lee & Moser (2019); Abe *et al.* (2018) performed DNS of turbulent channel flows at $Re_\tau = 1020$, comparing the results obtained with very-large and streamwise-minimal domains, and Lee & Moser (2019) also carried out DNS of a turbulent channel flow at $Re_\tau = 1000$, providing detailed data on the spectral transport of the Reynolds stresses.

In figure 22(a), we reproduce from Lee & Moser (2019) the λ_x – y distributions of the premultiplied interscale transport of the streamwise turbulent energy in the streamwise wavenumber direction, denoted by $E_{uu,x}^{T||}$ in their notation, and of the pressure–strain cospectrum π_{uu}^x in a turbulent channel flow at $Re_\tau = 1000$. In these distributions, blue and red represent the energy loss and gain, respectively. In the $E_{uu,x}^{T||}$ distribution (on the left of panel (a)), one can see that there exists a certain y region, up to about $y^+ = 100$, where the boundary between the energy-donating (blue) and -receiving (red) λ_x ranges is hardly dependent on y and coincides with $\lambda_x^+ \approx 400$ (see the vertical black dashed line), similarly to our observation in the turbulent plane Couette flow. Farther away from the wall, however, the peak locations of the $E_{uu,x}^{T||}$ distribution clearly vary depending on the distance from the wall, which appears to be proportional to y . Similarly to this, it is shown in the right of panel (a) that the π_{uu}^x distribution also follows the scaling with y away

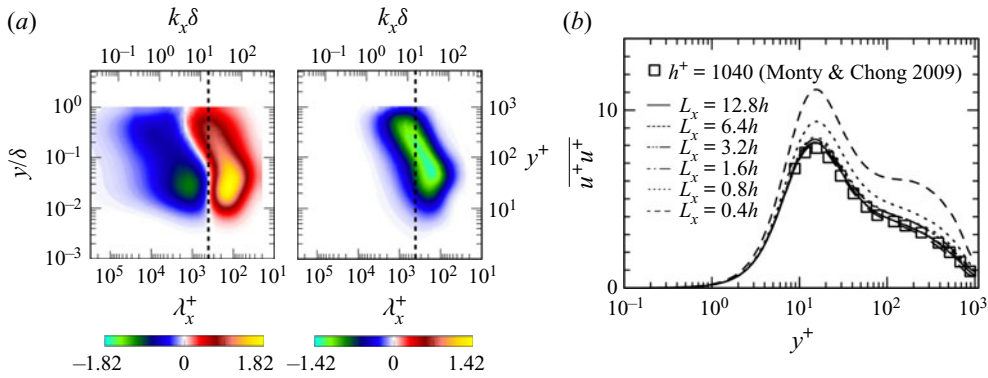


Figure 22. (a) λ_x - y diagrams of (left) the interscale energy transport and (right) the pressure-strain cospectrum for $\langle u^2 \rangle$, scaled by u_τ^4/ν , obtained in a turbulent channel flow at $Re_\tau = 1000$, reproduced with permission from figures 26(a) and 13(b) in Lee & Moser (2019) (the vertical dashed lines at $\lambda_x^+ = 400$ have been added in the present study). (b) Profiles of streamwise turbulent intensity $\langle u^2 \rangle / u_\tau^2$ obtained in a turbulent channel flow at $Re_\tau = 1020$ with various streamwise domain lengths L_x , reproduced with permission from figure 7(a) in Abe *et al.* (2018).

from the wall at about $y^+ > 100$. This means that the aforementioned observation in the present study, that the distributions of tr_{uu}^x and π_{uu}^x are rather independent of y , is merely a low-Reynolds-number effect.

As shown in the π_{uu}^x distribution in figure 22(a), a significant amount of the pressure-strain cospectrum is distributed in the range $\lambda_x^+ > 400$ for $y^+ > 100$ at the Reynolds number $Re_\tau = 1000$, which cannot be taken into account in the simulation with the streamwise-minimal domain. This would result in a significant underestimation of the energy redistribution from $\langle u^2 \rangle$ to the other components, and consequently $\langle u^2 \rangle$ would be considerably overestimated. This is indeed observed in figure 22(b), which presents the profiles of $\langle u^2 \rangle$ in turbulent channel flows at a similar Reynolds number $Re_\tau = 1020$ computed with different streamwise domain length L_x , reproduced from Abe *et al.* (2018). As shown here, as L_x decreases the peak magnitude of $\langle u^2 \rangle^+$ increases, consistently with the observation in the present study, and in the case of $L_x = 0.4h$, i.e. $L_x^+ \approx 400$, the overestimation of the magnitude of $\langle u^2 \rangle$ is significant throughout the channel. This tendency is particularly noticeable in the logarithmic region around $y^+ \approx 100$; a plateau of $\langle u^2 \rangle$ in this y^+ range, which would correspond to the outer peak of $\langle u^2 \rangle$ at higher Reynolds numbers, is already observed, whereas in larger- L_x cases it does not emerge. This is likely because in the streamwise-minimal ($L_x = 0.4h$) case the significant contribution by π_{uu}^x for $L_x^+ > 400$ is excluded. Hence, it is expected that $\langle u^2 \rangle$ would be similarly overestimated (and correspondingly $\langle v^2 \rangle$ and $\langle w^2 \rangle$ underestimated), particularly in the relatively far-wall region $y^+ > 100$, in the DNS of turbulent plane Couette flow at higher Reynolds numbers with the streamwise-minimal domain.

4.4. On the inverse interscale transfer of the Reynolds stresses observed through one-dimensional spanwise Fourier mode analysis

As observed in § 3.3, the distribution of the interscale transport of the Reynolds shear stress tr_{-uv}^z obtained in the spanwise-minimal (B2) case indicates transfer from smaller to larger λ_z throughout the channel, similarly to the reference-case results, despite the

fact that the very-large-scale structure in the channel-core region does not exist in case B2 due to the small L_z . This suggests that the interscale Reynolds-stress transfers observed through one-dimensional spanwise Fourier mode analysis may not represent the interaction between the inner- and outer-layer structures, contrary to the suggestion of Kawata & Alfredsson (2018). Furthermore, even in case C (both L_x and L_z minimal), the same tendencies of tr_{ij}^z are retained (not shown). This indicates that the spanwise interscale transport tr_{ij}^z may rather be related to the individual dynamics of each near-wall and very-large-scale structure, such as their self-sustaining processes.

A Fourier-mode interaction that might possibly be related to the inverse interscale transfer of the Reynolds shear stress can be found in the work of Hamilton *et al.* (1995). In their investigation of the temporal variations of the energies of different Fourier modes during the self-sustaining cycle (in their figure 3), it is shown that when the energy of the x -independent streak, $M(0, \beta)$ in their notation (β is the primary spanwise wavenumber, $\beta = 2\pi/L_z$), decreases through the onset of streak instabilities, the energy of the spanwise-independent mode $M(\alpha, 0)$ (α is the primary streamwise wavenumber $\alpha = 2\pi/L_x$) increases, as well as the energy of the wavy streak $M(\alpha, \beta)$, indicating not only $M(0, \beta)$ -to- $M(\alpha, \beta)$ energy transfer but also $M(0, \beta)$ -to- $M(\alpha, 0)$ transfer via the streak instabilities. If such energy transfers were investigated through one-dimensional spanwise Fourier mode analysis, they would appear as an inverse interscale energy transfer from $\lambda_z = L_z$ to $\lambda_z = \infty$, since only the $M(0, \beta)$ -to- $M(\alpha, 0)$ transfer is observed. On the other hand, in terms of the streamwise Fourier mode, both the $M(0, \beta)$ -to- $M(\alpha, \beta)$ and $M(0, \beta)$ -to- $M(\alpha, 0)$ energy transfers are observed as a forward energy transfer from $\lambda_x = \infty$ to $\lambda_x = L_x$. This means that the interscale energy transfer associated with the streak instabilities of the self-sustaining cycle may be observed as an inverse interscale energy transfer when observed through one-dimensional spanwise Fourier mode analysis. Lee & Moser (2019) performed two-dimensional spectral analysis on the turbulent energy transport in channel flows at high Reynolds numbers, and observed that there exist significant energy transfers between different Fourier modes with approximately the same wavenumber magnitudes but different orientations. Such ‘scale transfer in orientation’ is observed as interscale energy transfer in different directions (i.e. either a forward or a reversed cascade) when observed through one-dimensional Fourier mode analysis, depending on whether the analysis is based on the streamwise or spanwise Fourier mode. These observations in earlier studies indicate that the inverse interscale energy transfer observed based on one-dimensional Fourier mode analysis does not always mean that energy is really transported from smaller to larger scales.

Similar tendencies to the interscale energy transfer related to the streak instabilities described above are actually found in the distributions of tr_{uu}^x and tr_{uu}^z presented in figures 11(a) and 13(a), respectively. One can see that the spanwise interscale energy transfer tr_{uu}^z provided by the reference case in figure 13(a) indicates an inverse energy transfer from smaller to larger λ_z , particularly in the near-wall region, while the streamwise interscale transport tr_{uu}^x given in figure 11(a) shows only forward transfer throughout the channel. These tendencies are retained also in the minimal domains: the tr_{uu}^x obtained in the streamwise-minimal case indicates a forward energy transfer from the x -independent mode to the $\lambda_x^+ < 400$ range (see figure 11a), while the tr_{uu}^z obtained in the spanwise-minimal case presents a reversed energy transfer from $\lambda_z = L_z$ to the z -independent mode (figure 13a). These behaviours of the interscale energy transfers tr_{uu}^x and tr_{uu}^z are similar to the above-described energy exchange between the x - and z -independent Fourier modes in the streak instabilities of the self-sustaining cycle.

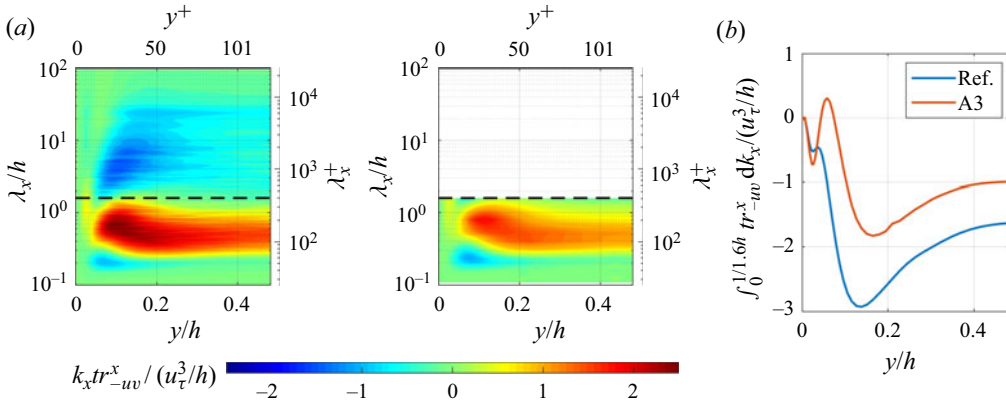


Figure 23. Distributions of the interscale transport of the Reynolds shear stress in the streamwise wavenumber direction $k_x tr_{-uv}^x$ obtained in the reference case and the streamwise-minimal (A3) case, presented in the same manner as in figure 8(a): $y-\lambda_x$ diagrams in premultiplied form $k_x tr_{-uv}^x$; (b) profiles of tr_{-uv}^x integrated for $\lambda_x/h \geq 1.6$ ($0 < k_x/h < 2\pi/1.6$). Note that, in case A3, $\int_0^{2\pi/1.6h} pr_{-uv}^x(k_x) dk_x = tr_{-uv}^x(0)\Delta k_x$.

Similar tendencies are also found for the interscale transport of the Reynolds shear stress. As can be seen in figure 23(a), the distribution of the interscale transport of the Reynolds shear stress in the streamwise wavenumber direction tr_{-uv}^x obtained in the reference case clearly presents forward transfers from larger- to smaller- λ_x ranges throughout the channel, although the spanwise transport tr_{-uv}^z presents inverse interscale transfers (see figure 14a). The $y-\lambda_x$ distribution of tr_{-uv}^x provided by the streamwise-minimal case also reproduces fairly well the reference-case results for the relatively-small-wavelength range $\lambda_x^+ < 400$, and the Reynolds shear stress transferred from the x -independent mode, i.e. $tr_{-uv}^x(y, 0)$, in the streamwise-minimal case is equivalent to the amount of the Reynolds shear stress removed from the corresponding λ_x range in the reference case, $\lambda_x/h > 1.6$, as presented in figure 23(b). These behaviours of the interscale transports of the Reynolds shear stress tr_{-uv}^x and tr_{-uv}^z are also qualitatively similar to the above-described energy exchange between the x - and z -independent modes observed in the self-sustaining cycle by Hamilton *et al.* (1995).

It should be emphasised here that the inverse interscale transfer of the spanwise turbulence intensity $\langle w^2 \rangle$, which we suggested in § 4.2 to represent the energy transfers related to the regeneration process of streamwise vortices of the self-sustaining cycle, shows qualitatively different tendencies from the energy transfer by the streak instabilities described above. Figure 24 represents the distributions of the interscale transport of $\langle w^2 \rangle$ in the spanwise wavenumber direction tr_{ww}^z obtained in the reference and streamwise-minimal cases, and one can see here that both results clearly indicate an energy transfer from smaller to larger wavelengths in the near-wall region, similarly to the transfer in the streamwise wavenumber direction tr_{ww}^x presented in figure 20(a). Thus, the spanwise turbulent energy $\langle w^2 \rangle$ is transferred from smaller to larger scales in both the streamwise and spanwise wavenumber directions, unlike the above-described energy exchange between the x - and z -independent modes in the streak instabilities. It is also worth pointing out that in the tr_{-uv}^x distribution (see figure 23a) one can find a weak reversed interscale transport from smaller to larger λ_x in the small-wavelength range $\lambda_x^+ < 100$ throughout the channel, as well as the significant forward interscale transfers in the larger- λ_x range. Hence, the Reynolds shear stress is also transferred from smaller

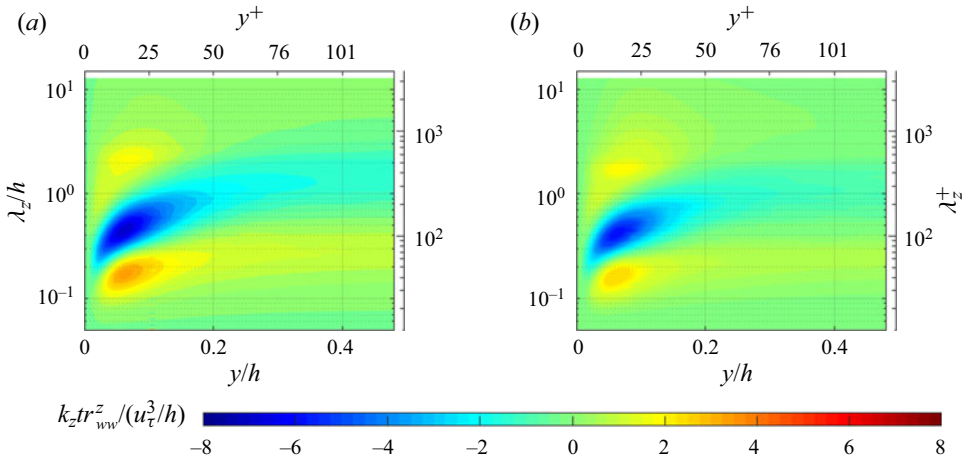


Figure 24. Space–wavelength (y – λ_z) diagrams of the premultiplied interscale transport of the spanwise turbulent energy in the spanwise wavenumber direction $k_z tr_{ww}^z$ obtained in (a) the reference case and (b) the streamwise-minimal (A3) case. The values are scaled by u_τ^3/h .

to larger scales in both the streamwise and spanwise wavenumber directions throughout the channel at relatively small scales. While we conjecture that the inverse $\langle w^2 \rangle$ transfer is closely related to the generation process of streamwise vortices in the self-sustaining cycle as discussed in the previous section, it is not clear what the inverse $-\langle uv \rangle$ transfer at small scales represents. This will be focused on in our future studies.

5. Conclusion

In the present study, we have investigated the spectral transport of the Reynolds stresses in turbulent plane Couette flow at a relatively low Reynolds number $Re_\tau \approx 126$ with streamwise- and spanwise-minimal domains, in order to illuminate the role of scale interactions in the streamwise and spanwise directions by limiting the degree of freedom in each direction. The streamwise-minimal domain has been found, as reported in earlier studies (Abe *et al.* 2018), to reproduce the flow structure of the plane Couette turbulence, successfully capturing statistical features of both the smaller-scale structure near the wall and the very-large-scale structure in the channel-core region, despite the substantially limited degree of freedom in the streamwise direction. In this domain, the flow field is basically separated into the x -independent structures and the rest: the former consist of x -independent streaks that account for most of the streamwise turbulent energy $\langle u^2 \rangle$, while the latter consist of the structures smaller than the streamwise minimal length ($\lambda_x^+ < 400$) which account for most of the lateral turbulent energy $\langle v^2 \rangle$ and $\langle w^2 \rangle$. The spectral energy transport in the streamwise-minimal domain mainly consists of turbulent energy production at $k_x = 0$, interscale energy transfer from $k_x = 0$ ($\lambda_x = \infty$) to $k_x > 0$ ($\lambda_x^+ < 400$) and energy redistribution from the streamwise to lateral turbulent energies in $\lambda_x^+ < 400$. The good agreement between the streamwise-minimal and reference cases indicates that such interplays between streamwise-elongated streaks and small-scale structures are the essential interactions of the streamwise length scales for both the near-wall and very-large-scale structures. It has been further revealed that the energy production at larger scales is maintained by inverse interscale transport of spanwise turbulent energy.

Based on the resemblance between the closed-loop transport of the Reynolds stresses and the scenario of the self-sustaining cycle of coherent structures, we conjecture that these spectral budgets of the Reynolds stress transport mainly represent the subprocesses of the self-sustaining process of each inner and outer structure. Detailed investigations of the instantaneous flow structures support this conjecture. This indicates that the forward and reversed interscale energy transfers observed by the present spectral analysis may correspond, respectively, to the streak instabilities and the regeneration of streamwise vortices in the self-sustaining cycle of the coherent structures.

In the spanwise-minimal domain, the interscale Reynolds-stress transports in the spanwise wavenumber direction tr_{ij}^z indicate basically the same tendencies as observed in a very large domain, including the inverse interscale transport of the Reynolds shear stress observed by Kawata & Alfredsson (2018), in spite of the fact that the very-large-scale structure in the channel-core region does not exist in this case due to the insufficient spanwise domain width. This suggests that the interscale transport of the Reynolds stress tr_{ij}^z does not represent the interactions between the very-large-scale and near-wall structures. Hamilton *et al.* (1995) indicated that the streak instabilities in the self-sustaining cycle involve energy transfers from the x - to the z -independent mode, which would, if observed through one-dimensional spanwise Fourier mode analysis, result in behaviours of tr_{ij}^z similar to those observed in the present study.

Thus, the present study has shown that the Reynolds-stress interscale transports in both the streamwise and spanwise wavenumber directions are likely related to the individual dynamics of each inner and outer structure, rather than representing their interactions. However, there has been accumulated evidence of inner–outer interactions, such as amplitude modulations (see the summary by Dogan *et al.* (2019), and references therein), and it is still unclear how such interactions are reflected in the Reynolds stress transport. In order to further address this point, more detailed investigations of the interscale transfers would be needed, for example, through two-dimensional spectral analysis, as done by Lee & Moser (2019), or through decomposing the interscale transfers into each triad interaction between Fourier modes, as done by Cho *et al.* (2018). Given that the inner and outer structures are located at different wall-normal positions, these investigations should focus on the spatial energy transport caused by nonlinear scale interaction, i.e. the turbulent spatial transport $d_{ij}^{t;x}$ and $d_{ij}^{t;z}$ in the spectral transport equations (3.6) and (3.7), as well as on interscale energy transport effects. In addition, since the budget equations represent only the local gain or loss of energy, it would also be important to investigate the flux of energy both in scale and in space, as done by Cimarelli *et al.* (2013), for better understanding of dynamics in wall turbulence.

Acknowledgements. The authors are grateful to G. Fujimoto for his contributions to carrying out the DNS of the present study. The numerical simulations in the present study were performed by SX-ACE supercomputers at the Cybermedia Center of Osaka University.

Funding. This work was supported by the Japan Society for the Promotion of Science (JSPS) through JSPS KAKENHI, Grant Nos. JP17J04115 and JP20K14654.

Declaration of interest. The authors report no conflict of interest.

Author ORCIDs.

 Takuya Kawata <https://orcid.org/0000-0003-0237-237X>;

 Takahiro Tsukahara <https://orcid.org/0000-0001-8126-9578>.

Appendix A. Derivation of the transport equations of the Reynolds stress spectra (3.6) and (3.7)

For the spectral analysis of the Reynolds-stress transport budget, we use the same formulation as derived by Kawata & Alfredsson (2018, 2019). First we consider the following decomposition of the fluctuating velocities:

$$u_i = u_i^L + u_i^S, \tag{A1a}$$

$$\langle u_i^L u_j^S \rangle = \langle u_i^S u_j^L \rangle = 0, \tag{A1b}$$

where u_i^L and u_i^S are respectively the large- and small-scale parts of the fluctuating velocities, and the equation (A1b) means that the cross-correlation between the large- and small-scale parts is zero for any combination of velocity components. Such a decomposition is possible with a spatial filtering based on an orthogonal mode decomposition, such as the Fourier-mode decomposition or the proper orthogonal decomposition. With such a decomposition the Reynolds stresses $\langle u_i u_j \rangle$ are simply decomposed into their large- and small-scale parts as

$$\langle u_i u_j \rangle = \langle u_i^L u_j^L \rangle + \langle u_i^S u_j^S \rangle, \tag{A2}$$

due to (A1b).

In this study, we employ the transport equations of both the streamwise and spanwise one-dimensional Reynolds stress spectra, (3.6) and (3.7), for data analysis. To derive these transport equations, the above decompositions of the fluctuating velocities and the Reynolds stresses are done by a spatial filtering based on the streamwise and the spanwise Fourier mode, respectively. Taking the derivation of (3.6), the transport equation of E_{ij}^x , as an example, the decompositions (A1) and (A2) are done by a spatial filtering based on the streamwise Fourier mode with the cutoff wavenumber k_x , and the transport equations of $\langle u^L u^L \rangle$ and $\langle u^S u^S \rangle$ ((A3a) and (A3b)) are derived by a procedure that is similar to the derivation of the transport equation of the ‘full’ Reynolds stress (3.1) as

$$\frac{D\langle u_i^L u_j^L \rangle}{Dt} = P_{ij}^{L,x} - \varepsilon_{ij}^{L,x} + \Pi_{ij}^{L,x} + D_{ij}^{p,L,x} + D_{ij}^{v,L,x} + D_{ij}^{t,L,x} - Tr_{ij}^x, \tag{A3a}$$

$$\frac{D\langle u_i^S u_j^S \rangle}{Dt} = P_{ij}^{S,x} - \varepsilon_{ij}^{S,x} + \Pi_{ij}^{S,x} + D_{ij}^{p,S,x} + D_{ij}^{v,S,x} + D_{ij}^{t,S,x} + Tr_{ij}^x. \tag{A3b}$$

The details of the derivation of (A3a) and (A3b) are found in Kawata & Alfredsson (2019). The terms on the right-hand side of (A3a) are the large-scale part of the corresponding terms of (3.1), which are respectively defined as

$$P_{ij}^{L,x} = -\langle u_i^L u_k^L \rangle \frac{\partial U_j}{\partial x_k} - \langle u_j^L u_k^L \rangle \frac{\partial U_i}{\partial x_k}, \quad \varepsilon_{ij}^{L,x} = 2\nu \left\langle \frac{\partial u_i^L}{\partial x_k} \frac{\partial u_j^L}{\partial x_k} \right\rangle, \tag{A4a,b}$$

$$\Pi_{ij}^{L,x} = -\frac{1}{\rho} \left(\left\langle p^L \frac{\partial u_i^L}{\partial x_j} \right\rangle + \left\langle p^L \frac{\partial u_j^L}{\partial x_i} \right\rangle \right), \quad D_{ij}^{v,L,x} = \nu \frac{\partial^2 \langle u_i^L u_j^L \rangle}{\partial x_k^2}, \tag{A5a,b}$$

$$D_{ij}^{p,L,x} = -\frac{\partial}{\partial x_k} (\langle u_i^L p^L \rangle \delta_{ik} + \langle u_j^L p^L \rangle \delta_{jk}). \tag{A6}$$

Here δ_{ij} is the Kronecker delta. The small-scale counterparts of the terms on the right-hand side of (A3b) are those with the superscript L replaced by S . The terms related to nonlinear

interaction between the large- and small-scale parts of the velocity field are the turbulent spatial transport terms

$$D_{ij}^{t,L,x} = -\frac{\partial}{\partial x_k} (\langle u_i^L u_j^L u_k^L \rangle + \langle u_i^L u_j^L u_k^S \rangle + \langle u_i^S u_j^L u_k^S \rangle + \langle u_i^L u_j^S u_k^S \rangle), \quad (A7a)$$

$$D_{ij}^{t,S,x} = -\frac{\partial}{\partial x_k} (\langle u_i^S u_j^S u_k^S \rangle + \langle u_i^S u_j^S u_k^L \rangle + \langle u_i^L u_j^S u_k^L \rangle + \langle u_i^S u_j^L u_k^L \rangle), \quad (A7b)$$

and the turbulent interscale transport term

$$Tr_{ij}^x = -\left\langle u_i^S u_k^S \frac{\partial u_j^L}{\partial x_k} \right\rangle - \left\langle u_j^S u_k^S \frac{\partial u_i^L}{\partial x_k} \right\rangle + \left\langle u_i^L u_k^L \frac{\partial u_j^S}{\partial x_k} \right\rangle + \left\langle u_j^L u_k^L \frac{\partial u_i^S}{\partial x_k} \right\rangle. \quad (A8)$$

It can be easily seen that the sum of the transport equations (A3a) and (A3b) yields the classical Reynolds-stress transport (3.1), and the additional term Tr_{ij}^x clearly represents the Reynolds stress flux from the $\langle u_i^L u_j^L \rangle$ to the $\langle u_i^S u_j^S \rangle$ side across k_x . The streamwise one-dimensional spectra of the Reynolds stress E_{ij}^x are related to the decomposed Reynolds stresses by

$$E_{ij}^x = \frac{\partial \langle u_i^L u_j^L \rangle}{\partial k_x} = -\frac{\partial \langle u_i^S u_j^S \rangle}{\partial k_x} \quad (A9)$$

in the wavenumber range $k_x > 0$. Hence, the E_{ij}^x transport (3.6),

$$\left(\frac{\partial}{\partial t} + U_k \frac{\partial}{\partial x_k} \right) E_{ij}^x = pr_{ij}^x - \epsilon_{ij}^x + \pi_{ij}^x + d_{ij}^{p,x} + d_{ij}^{v,x} + d_{ij}^{t,x} + tr_{ij}^x, \quad (A10)$$

for the wavenumber range $k_x > 0$, is derived by differentiating (A3a) with respect to k_x , and the terms on the right-hand side are the k_x -derivatives of the corresponding terms of (A3a). As for evaluating these quantities based on the discrete DNS data, the Reynolds stress spectra at wavenumbers $k_{x,m} = 2\pi m/L_x$ (for $m = 1, 2, 3, \dots$) are evaluated as

$$E_{ij}^x(y, k_{x,m}) = \frac{\langle u_i^L u_j^L \rangle(y, k_{x,m}) - \langle u_i^L u_j^L \rangle(y, k_{x,m-1})}{\Delta k_x}, \quad (A11)$$

where $\Delta k_x = 2\pi/L_x$, and the terms on the right-hand side of the spectrum transport (3.6) are also obtained by the same finite differentiation. It should be noted here that E_{ij}^x defined in such a way is a one-sided spectrum and is defined only for $k_x > 0$. The spectrum density at $k_x = 0$ is separately defined as $E_{ij}^x(y, 0) = \langle u_i^L u_j^L \rangle(y, 0)/\Delta k_x$, so that it satisfies

$$\langle u_i u_j \rangle(y) = \sum_{m=0}^{\infty} E_{ij}^x(y, k_{x,m}) \Delta k_x. \quad (A12)$$

Corresponding to this, the transport equation of $E_{ij}^x(y, 0)$ is obtained by dividing (A3a) at $k_x = 0$ by $\Delta k_x = 2\pi/L_x$. Accordingly, the terms on the right-hand side of the $E_{ij}^x(y, 0)$ equation are defined as $pr_{ij}^x(y, 0) = P_{ij}^{L,x}(y, 0)/\Delta k_x$, $\epsilon_{ij}^x(y, 0) = \epsilon_{ij}^{L,x}(y, 0)/\Delta k_x$, $\pi_{ij}^x(y, 0) = \Pi_{ij}^{L,x}(y, 0)/\Delta k_x$, \dots , and $tr_{ij}^x(y, 0) = -Tr_{ij}^x(y, 0)/\Delta k_x$. The transport equations of the spanwise one-dimensional spectra E_{ij}^z , namely (3.7), are derived in the same manner, with the spatial filtering based on the spanwise Fourier mode.

Appendix B. Interscale transport on the x -independent mode

As explained in the previous section, the interscale transport term in the transport equation of the Reynolds stress spectrum at $k_x = 0$ is defined as

$$tr_{ij}^x(y, 0) = -\frac{Tr_{ij}^x(y, 0)}{\Delta k_x}, \tag{B1}$$

with the interscale Reynolds-stress flux Tr_{ij}^x defined in (A8). At $k_x = 0$, the large-scale component u_i^L in $Tr_{ij}^x(y, 0)$ is the fluctuating velocity spatially low-pass-filtered with the cutoff wavenumber $k_x = 0$, i.e. $u_i^L = \langle u_i \rangle_x$, where $\langle \cdot \rangle_x$ denotes spatial averaging in the x -direction. Hence, one can easily see that $\langle u_i^S \rangle_x = 0$. With such u_i^L and u_i^S , the third and fourth terms in the right-hand side of (A8) are zero. For instance,

$$\left\langle u_i^L u_k^L \frac{\partial u_j^S}{\partial x_k} \right\rangle = \left\langle u_i^L u_k^L \frac{\partial u_j^S}{\partial x_k} \right\rangle_{x,z,t} = \left\langle u_i^L u_k^L \left\langle \frac{\partial u_j^S}{\partial x_k} \right\rangle_x \right\rangle_{z,t} = 0. \tag{B2}$$

Furthermore, $\partial u_i^L / \partial x = 0$ since u_i^L is independent of x . Hence, all terms related to $\partial u_i^L / \partial x$ are also zero. Therefore, $tr_{ij}^x(y, 0)$ is simplified to

$$tr_{ij}^x(y, 0) = \left(\left\langle u_i^S v^S \frac{\partial u_j^L}{\partial y} \right\rangle + \left\langle u_j^S v^S \frac{\partial u_i^L}{\partial y} \right\rangle + \left\langle u_i^S w^S \frac{\partial u_j^L}{\partial z} \right\rangle + \left\langle u_j^S w^S \frac{\partial u_i^L}{\partial z} \right\rangle \right) \frac{1}{\Delta k_x}. \tag{B3}$$

In particular, $tr_{uu}^x(y, 0)$, which is extensively discussed in § 4.1, is given by

$$tr_{uu}^x(y, 0) = 2 \left(\left\langle u^S v^S \frac{\partial u^L}{\partial y} \right\rangle + \left\langle u^S w^S \frac{\partial u^L}{\partial z} \right\rangle \right) \frac{1}{\Delta k_x}. \tag{B4}$$

REFERENCES

ABE, H. & ANTONIA, R.A. 2016 Relationship between the energy dissipation function and the skin friction law in a turbulent channel flow. *J. Fluid Mech.* **798**, 140–164.
 ABE, H., ANTONIA, R.A. & TOH, S. 2018 Large-scale structures in a turbulent channel flow with a minimal streamwise flow unit. *J. Fluid Mech.* **850**, 733–768.
 AVSARKISOV, V., HOYAS, S., OBERLACK, M. & GARCÍA-GALACHE, J.P. 2015 Turbulent plane Couette flow at moderately high Reynolds number. *J. Fluid Mech.* **751**, R1.
 BAUER, C., VON KAMEKE, A. & WAGNER, C. 2019 Kinetic energy budget of the largest scales in turbulent pipe flow. *Phys. Fluids* **4**, 064607.
 BECH, K.H., TILLMARK, N., ALFREDSSON, P.H. & ANDERSSON, H.I. 1995 An investigation of turbulent plane Couette flow at low Reynolds numbers. *J. Fluid Mech.* **286**, 291–325.
 CHO, M., HWANG, Y. & CHOI, H. 2018 Scale interactions and spectral energy transfer in turbulent channel flow. *J. Fluid Mech.* **854**, 474–504.
 CIMARELLI, A., DE ANGELIS, E. & CASCIOLA, C.M. 2013 Paths of energy in turbulent channel flows. *J. Fluid Mech.* **715**, 436–451.
 CIMARELLI, A., DE ANGELIS, E., JIMÉNEZ, J. & CASCIOLA, C.M. 2016 Cascades and wall-normal fluxes in turbulent channel flows. *J. Fluid Mech.* **796**, 417–436.
 COSSU, C. & HWANG, Y. 2017 Self-sustaining processes at all scales in wall-bounded turbulent shear flows. *Phil. Trans. R. Soc. A* **375**, 20160088.
 DOGAN, E., ÖRLÜ, R., GATTI, D., VINUESA, R. & SCHLATTER, P. 2019 Quantification of amplitude modulation in wall-bounded turbulence. *Fluid Dyn. Res.* **51** (1), 011408.
 FLORES, O. & JIMÉNEZ, J. 2010 Hierarchy of minimal flow units in the logarithmic layer. *Phys. Fluids* **22**, 071704.
 DE GIOVANETTI, M., SUNG, H.J. & HWANG, Y. 2017 Streak instability in turbulent channel flow: the seeding mechanism of large-scale motions. *J. Fluid Mech.* **832**, 483–513.

- HAMBA, F. 2015 Turbulent energy density and its transport equation in scale space. *Phys. Fluids* **27** (8), 085108.
- HAMBA, F. 2018 Turbulent energy density in scale space for inhomogeneous turbulence. *J. Fluid Mech.* **842**, 532–553.
- HAMBA, F. 2019 Inverse energy cascade and vortical structure in the near-wall region of turbulent channel flow. *Phys. Rev. Fluids* **4**, 114609.
- HAMILTON, J.M., KIM, J. & WALEFFE, F. 1995 Regeneration mechanisms of near-wall turbulence structures. *J. Fluid Mech.* **287**, 317–348.
- HAN, J., HWANG, J., YOON, M., AHN, J. & SUNG, H.J. 2019 Azimuthal organization of large-scale motions in a turbulent minial pipe flow. *Phys. Fluids* **31**, 055113.
- HULTMARK, M., VALLIKIVI, M., BAILEY, S.C.C. & SMITS, A.J. 2012 Turbulent pipe flow at extreme Reynolds numbers. *Phys. Rev. Lett.* **108**, 094501.
- HUTCHINS, N. & MARUSIC, I. 2007 Large-scale influences in near-wall turbulence. *Phil. Trans. R. Soc. Lond. A* **365**, 647–664.
- HWANG, Y. & BENGANA, Y. 2016 Self-sustaining process of minimal attached eddies in turbulent channel flow. *J. Fluid Mech.* **795**, 708–738.
- HWANG, Y. & COSSU, C. 2010 Self-sustained process at large scales in turbulent channel flow. *Phys. Rev. Lett.* **105**, 044505.
- HWANG, Y. & COSSU, C. 2011 Self-sustained process in the logarithmic layer of turbulent channel flows. *Phys. Fluids* **23**, 061702.
- HWANG, Y., WILLIS, A.P. & COSSU, C. 2016 Invariant solutions of minimal large-scale structures in turbulent channel flow for Re_τ up to 1000. *J. Fluid Mech.* **802**, R1.
- JIMENEZ, J. & MOIN, P. 1991 The minimal flow unit in near-wall turbulence. *J. Fluid Mech.* **225**, 213–240.
- JIMÉNEZ, J. & PINELLI, A. 1999 The autonomous cycle of near-wall turbulence. *J. Fluid Mech.* **389**, 335–359.
- KAWATA, T. & ALFREDSSON, P.H. 2016 Turbulent rotating plane Couette flow: Reynolds and rotation number dependency of flow structure and momentum transport. *Phys. Rev. Fluids* **1**, 034402.
- KAWATA, T. & ALFREDSSON, P.H. 2018 Inverse interscale transport of the Reynolds shear stress in plane Couette turbulence. *Phys. Rev. Lett.* **120**, 244501.
- KAWATA, T. & ALFREDSSON, P.H. 2019 Scale interactions in turbulent rotating planar Couette flow: insight through the Reynolds stress transport. *J. Fluid Mech.* **879**, 255–295.
- KITOH, O., NAKABAYASHI, K. & NISHIMURA, F. 2005 Experimental study on mean velocity and turbulence characteristics of plane Couette flow: low-Reynolds-number effects and large longitudinal vortical structure. *J. Fluid Mech.* **539**, 199–227.
- KITOH, O. & UMEKI, M. 2008 Experimental study on large-scale streak structure in the core region of turbulent plane Couette flow. *Phys. Fluids* **20**, 025107.
- KOMMINAHO, J., LUNDBLADH, A. & JOHANSSON, A.V. 1996 Very large structures in plane turbulent Couette flow. *J. Fluid Mech.* **320**, 259–285.
- LEE, M.J. & KIM, J. 1991 The structure of turbulence in a simulated plane Couette flow. In *Eighth Symposium on Turbulent Shear Flow*. Technical University of Munich.
- LEE, M. & MOSER, R.D. 2015 Spectral analysis on Reynolds stress transport equation in high Re wall-bounded turbulence. In *Proceedings of 9th Symposium on Turbulent and Shear Flow Phenomena*.
- LEE, M. & MOSER, R.D. 2018 Extreme-scale motions in turbulent plane Couette flows. *J. Fluid Mech.* **842**, 128–145.
- LEE, M. & MOSER, R.D. 2019 Spectral analysis of the budget equation in turbulent channel flows at high Reynolds number. *J. Fluid Mech.* **860**, 886–938.
- MATHIS, R., HUTCHINS, N. & MARUSIC, I. 2009 Large-scale amplitude modulation of the small-scale structures in turbulent boundary layers. *J. Fluid Mech.* **628**, 311–337.
- MIZUNO, Y. 2016 Spectra of energy transport in turbulent channel flows for moderate Reynolds numbers. *J. Fluid Mech.* **805**, 171–187.
- MONTY, J. & CHONG, M. 2009 Turbulent channel flow: comparison of streamwise velocity data from experiments and direct numerical simulation. *J. Fluid Mech.* **633**, 461–474.
- MOTOORI, Y. & GOTO, S. 2019 Generation mechanism of a hierarchy of vortices in a turbulent boundary layer. *J. Fluid Mech.* **865**, 1085–1109.
- PAPAVASSILIOU, D.V. & HANRATTY, T.J. 1997 Interpretation of large-scale structures observed in a turbulent plane Couette flow. *Intl J. Heat Fluid Flow* **18**, 55–69.
- PIROZZOLI, S., BERNARDINI, M. & ORLANDI, P. 2014 Turbulence statistics in Couette flow at high Reynolds number. *J. Fluid Mech.* **758**, 327–343.

- RAWAT, S., COSSU, C., HWANG, Y. & RINCON, F. 2015 On the self-sustained nature of large-scale motions in turbulent Couette flow. *J. Fluid Mech.* **782**, 515–540.
- SAIKRISHNAN, N., DE ANGELIS, E., LONGMIRE, E.K., MARUSIC, I., CASCIOLA, C.M. & PIVA, R. 2012 Reynolds number effects on scale energy balance in wall turbulence. *Phys. Fluids* **24** (1), 015101.
- SAMIE, M., MARUSIC, I., HUTCHINS, N., FU, M.K., FAN, Y., HULTMARK, M. & SMITS, A.J. 2018 Fully resolved measurements of turbulent boundary layer flows up to $Re_\tau = 20,000$. *J. Fluid Mech.* **851**, 391–415.
- SMITS, A.J., MCKEON, B.J. & MARUSIC, I. 2011 High-Reynolds number wall turbulence. *Annu. Rev. Fluid Mech.* **43** (1), 353–375.
- SWEARINGEN, J.D. & BLACKBELDER, R.F. 1987 The growth and breakdown of streamwise vortices in the presence of a wall. *J. Fluid Mech.* **182**, 255–290.
- TILLMARK, N. 1995 Experiments on transition and turbulence in plane Couette flow. PhD thesis, KTH Royal Institute of Technology.
- TOH, S. & ITANO, T. 2005 Interaction between a large-scale structure and near-wall structures in channel flow. *J. Fluid Mech.* **524**, 249–262.
- TSUKAHARA, T. 2007 Study on low-Reynolds-number turbulent flow between flat plates by large-scale direct numerical simulation. PhD thesis (in Japanese), Tokyo University of Science.
- TSUKAHARA, T., IWAMOTO, K. & KAWAMURA, H. 2007 POD analysis of large-scale structures through DNS of turbulent plane Couette flow. In *Advances in Turbulence XI* (ed. J. Palma & A.S. Lopes), Springer Proceedings Physics, vol. 117. Springer.
- TSUKAHARA, T., KAWAMURA, H. & SHINGAI, K. 2006 DNS of turbulent Couette flow with emphasis on the large-scale structure in the core region. *J. Turbul.* **7** (19).
- TSUKAHARA, T., TILLMARK, N. & ALFREDSSON, P.H. 2010 Flow regimes in a plane Couette flow with system rotation. *J. Fluid Mech.* **648**, 5–33.
- WALEFFE, F. 1997 On a self-sustaining process in shear flows. *Phys. Fluids* **9**, 883.
- WILLERT, C.E., SORIA, J., STANISLAS, M., KLINNER, J., AMIL, O., EISELDER, M., CUVIER, C., BELLANI, G., FIORINI, T. & TALAMELLI, A. 2017 Near-wall statistics of a turbulent pipe flow at shear Reynolds numbers up to 40000. *J. Fluid Mech.* **826**, R5.