



The effect of particle anisotropy on the modulation of turbulent flows

Stefano Olivieri^{1,2}, Ianto Cannon¹ and Marco E. Rosti^{1,†}

¹Complex Fluids and Flows Unit, Okinawa Institute of Science and Technology Graduate University, 1919-1 Tancha, Onna-son, Okinawa 904-0495, Japan

²Department of Aerospace Engineering, Universidad Carlos III de Madrid, Avda. de la Universidad 30, 28911 Leganés, Spain

(Received 13 August 2022; revised 19 September 2022; accepted 26 September 2022)

We investigate the modulation of turbulence caused by the presence of finite-size dispersed particles. Bluff (isotropic) spheres versus slender (anisotropic) fibres are considered to understand the influence of the shape of the objects on altering the carrier flow. While at a fixed mass fraction – but different Stokes number – both objects provide a similar bulk effect characterized by a large-scale energy depletion, a scale-by-scale analysis of the energy transfer reveals that the alteration of the whole spectrum is intrinsically different. For bluff objects, the classical energy cascade shrinks in its extension but is unaltered in the energy content and its typical features, while for slender ones we find an alternative energy flux which is essentially mediated by the fluid–solid coupling.

Key words: suspensions, particle/fluid flow, turbulence simulation

1. Introduction

Particle-laden turbulent flows are multiphase systems where a carrier fluid interacts with a dispersed phase made up by a number of solid objects, e.g. spheres or fibres. Such flows concern an important class of problems with numerous applications related to both natural and industrial processes (De Lillo *et al.* 2014; Breard *et al.* 2016; Sengupta, Carrara & Stocker 2017; Falkinoff *et al.* 2020; Rosti *et al.* 2020). In the analysis and modelling of such problems, a crucial distinction can be made regarding the mutual coupling between the carrier flow and the dispersed objects. When the suspension is dilute enough, it can be safely assumed that the fluid flow is not substantially altered by the presence of the objects (Balachandar & Eaton 2010; Maxey 2017; Brandt & Coletti 2021).

† Email address for correspondence: marco.rosti@oist.jp

However, we often deal with non-dilute conditions where the mutual coupling between the two phases is relevant and gives rise to a macroscopic alteration of the turbulent carrier flow. The resulting turbulence modulation effects have been the subject of previous studies over different classes of multiphase turbulent flows, i.e. considering isotropic (Lucci, Ferrante & Elghobashi 2010; Gualtieri *et al.* 2013; Uhlmann & Chouippe 2017; Capecelatro, Desjardins & Fox 2018; Ardekani, Rosti & Brandt 2019; Yousefi, Ardekani & Brandt 2020) or anisotropic (Andersson, Zhao & Barri 2012; Olivieri *et al.* 2020*b,a*; Olivieri, Mazzino & Rosti 2021, 2022; Wang *et al.* 2022) solid particles, as well as droplets or bubbles (Dodd & Ferrante 2016; Freund & Ferrante 2019; Rosti *et al.* 2019; Cannon *et al.* 2021), typically focusing on the alteration of both the bulk flow properties as well as the scale-by-scale energy distribution. In particular, Lucci *et al.* (2010) and Yousefi *et al.* (2020) showed that Taylor-length-scale-sized spheres reduce turbulent kinetic energy at the large scales and enhance its energy content at the small scales.

Nevertheless, the accurate characterization of the underlying physics in these complex systems still requires significant efforts from the theoretical, computational and experimental viewpoints, with relevant questions still not fully addressed, such as the following. (i) What are the mechanisms controlling the scale-by-scale energy distribution in the presence of immersed objects with finite size (i.e. larger than the dissipative length scale)? (ii) How do the geometrical properties of the dispersed particles (i.e. their size and isotropy) affect the back-reaction on the carrier flow and the consequent turbulence modulation?

In this work, we comprehensively investigate the multiscale nature of the turbulence modulation due to finite-size rigid particles, focusing on the role of geometrical properties and comparing, in particular, the back-reaction caused by isotropic bluff objects (i.e. spheres) versus anisotropic slender ones (i.e. fibres). Exploiting massive direct numerical simulations (DNS), it is observed, at first, that the macroscopic effect in the turbulence modulation essentially consists of a large-scale energy depletion for both configurations. However, we show that this bulk effect arises from qualitatively different mechanisms depending on the geometrical features of the dispersed objects, which becomes evident from a scale-by-scale energy-transfer balance. For isotropic objects (spheres), the back-reaction effectively acts at a well-defined length scale (i.e. the sphere diameter) and over a limited range of smaller scales, without appreciably modifying the inertial range that is obtained in the single phase (i.e. without particles) configuration. For anisotropic objects (fibres), instead, the fluid–solid coupling is responsible for a global modification of the energy distribution over all the scales of motion, which is characterized by the emergence of an alternative energy flux along with a relative enhancement of small-scale fluctuations.

The rest of the paper is structured as follows: § 2 describes the modelling and computational methodology, § 3 shows the results, and § 4 contains the conclusions.

2. Methods

To investigate the problem, we devote our attention to particles of finite size (i.e. diameter or length) that lies well within the inertial subrange of the turbulent flow. A visual example of two representative configurations is given in [figure 1](#). Specifically, we have performed DNS where the fluid and solid dynamics are mutually coupled using the immersed boundary method (Hori, Rosti & Takagi 2022; Olivieri *et al.* 2022). An incompressible, homogeneous and isotropic turbulent (HIT) flow is generated within a tri-periodic cubic domain of size $L = 2\pi$ using Arnold–Beltrami–Childress (ABC) cellular-flow forcing




Figure 1. Two-dimensional views of the vorticity magnitude of homogeneous isotropic turbulence in the presence of dispersed, finite-size (a) spheres and (b) fibres, from two representative cases of the present DNS study.

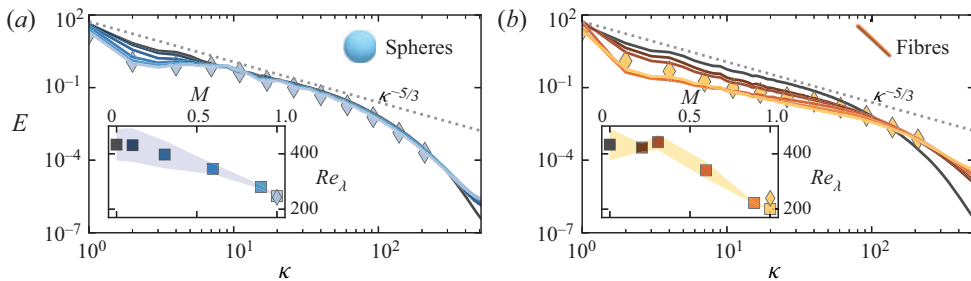


Figure 2. Energy spectra of the modulated turbulent flow for (a) spheres and (b) fibres, for different mass fractions M (increasing with the colour brightness from dark to light), along with the reference single-phase configuration (i.e. $M = 0$, black curve) and the expected Kolmogorov scaling in the inertial subrange (grey dashed line). The insets report the microscale Reynolds number Re_λ as a function of the mass fraction; error bars show the standard deviation in Re_λ from the time-averaged value. As an additional check on the accuracy of the computations, diamonds show results calculated using an Eulerian grid with halved resolution (512^3 cells), which produces little change in Re_λ and the inertial range of the spectra.

(Podvigina & Pouquet 1994), achieving in the single-phase case a microscale Reynolds number $Re_\lambda = u' \lambda / \nu \approx 435$, where u' is the root mean square of the turbulent fluctuations, λ is the Taylor microscale and ν is the kinematic viscosity. Such a high-Reynolds-number configuration is computationally explored for the first time in the framework of multiphase flows in order to achieve proper scale separation. As shown in figure 2, the energy spectrum in the single-phase configuration (black curve) shows the classical Kolmogorov scaling $\sim \kappa^{-5/3}$ (dashed line) at low-to-intermediate wavenumbers over more than one decade.

Once the single-phase case has reached the fully developed regime, N rigid spheres (characterized by diameter D and volumetric density ρ_s) or fibres (characterized by length c and linear density difference $\Delta \tilde{\rho}_s$) are added to the carrier flow at randomly initialized positions and orientations. The multiphase cases were therefore evolved until reaching a

statistically stationary state. An overview of the main configurations considered in our study is shown in [table 1](#).

The dynamics of the bluff, spherical objects is governed by the well-known Newton–Euler equations (Hori *et al.* 2022), whereas the slender, anisotropic ones are modelled in the general framework of the Euler–Bernoulli equation for inextensible filaments, choosing a sufficiently large bending stiffness such that the deformation is always negligible (i.e. within 1%) (Cavaiola, Olivieri & Mazzino 2020; Brizzolara *et al.* 2021). Hence, the mass fraction M of the suspension is defined as the ratio between the mass of the dispersed solid phase and the total mass (i.e. the sum of the fluid and solid masses contained in the domain). Note that for the chosen parameters and when matching M , bluff and slender particles have remarkably different Stokes numbers, here computed using expressions for small particles, i.e. of length below the dissipative scale, for the sake of a comparative estimate (Lucci, Ferrante & Elghobashi 2011; Bounoua, Bouchet & Verhille 2018). Moreover, we indicate $M = 1$ as the configurations where the dispersed objects are constrained to a fixed random position; such a setting serves as the limiting case where the dispersed phase has infinitely large inertia, as well as a representation of flows in porous media. Finally, we note that sphere and fibre cases with the same mass fractions have different volume fractions but approximately the same total wetted area.

To solve the governing equations numerically, we employ the in-house solver *Fujin* (<https://groups.oist.jp/cffu/code>). The code is based on the (second-order) central finite-difference method for the spatial discretization and the (second-order) Adams–Bashforth scheme for the temporal discretization. The incompressible Navier–Stokes equations are solved using the fractional step method on a staggered grid. The Poisson equation enforcing the incompressibility constraint is solved using a fast and efficient approach based on the fast Fourier transform (FFT). The solver is parallelized using the MPI protocol and the 2decomp library for domain decomposition (<http://www.2decomp.org>). In this work, the fluid domain is discretized onto a uniform Eulerian grid using 1024^3 cells, ensuring that, for the chosen set of domain size and fluid properties, the ratio between the Kolmogorov dissipative length scale and the grid spacing is $\eta/\Delta x = O(1)$. The carrier- and dispersed-phase dynamics are coupled by the no-slip condition $\dot{X} = U = \mathbf{u}(X, t)$, where X is the position of a generic material point on the solid surface and $\mathbf{u} = \mathbf{u}(\mathbf{x}, t)$ is the fluid velocity field. In the present work, we employ two types of immersed boundary (IB) method where the mutual interaction between the two phases is achieved by means of a singular force distribution. Specifically, for bluff spherical particles we use the Eulerian IB method recently proposed by Hori *et al.* (2022), whereas for slender fibres we use the method originally proposed by Huang, Shin & Sung (2007) and recently employed for fibre-laden turbulence by Olivieri *et al.* (2020*a,b*, 2021, 2022). Overall, the code has been extensively validated and tested in a variety of problems; see e.g. Rosti & Brandt (2020), Rosti *et al.* (2020, 2021) and Olivieri *et al.* (2022).

3. Results

3.1. Main features of turbulence modulation

The presence of the dispersed phase clearly causes a complex modification of the key features of the carrier flow, as may be observed in the energy spectra for suspensions of spheres ([figure 2a](#)) or fibres ([figure 2b](#)) at different mass fractions M . At first glance, and focusing on the smallest wavenumbers (i.e. largest scales), one can note a similar phenomenology between the two kinds of particles, with an overall tendency to decrease the turbulent kinetic energy while increasing M . Indeed, for both bluff and slender

ρ_s/ρ_f	D/L	D/η	St	N	M	Re_λ	C_d	$\Delta\tilde{\rho}/(\rho_f L^2)$	c/L	c/η	St	N	M	Re_λ	C_d
1.3	$(4\pi)^{-1}$	123	7.4	300	0.1	431	0.11	3.0×10^{-4}	$(4\pi)^{-1}$	123	0.45	10^4	0.2	422	0.11
5.0	$(4\pi)^{-1}$	123	27	300	0.3	397	0.13	5.3×10^{-4}	$(4\pi)^{-1}$	123	0.79	10^4	0.3	442	0.11
1.7×10^1	$(4\pi)^{-1}$	123	90	300	0.6	346	0.16	1.9×10^{-3}	$(4\pi)^{-1}$	123	2.8	10^4	0.6	340	0.17
1.0×10^2	$(4\pi)^{-1}$	123	470	300	0.9	280	0.21	1.1×10^{-2}	$(4\pi)^{-1}$	123	16	10^4	0.9	223	0.29
∞	$(4\pi)^{-1}$	123	∞	300	1	247	0.23	∞	$(4\pi)^{-1}$	123	∞	10^4	1	200	0.32

Table 1. Parametric combinations investigated in our baseline study. Left: Suspensions of bluff, spherical particles (ρ_s is the volumetric density of the solid phase, and D is the sphere diameter). Right: Suspensions of anisotropic, slender particles ($\Delta\tilde{\rho}$ is the linear density difference between the solid and fluid phases, and c is the fibre length). Here, η is the Kolmogorov microscale of the single-phase case, St is the estimated Stokes number of the particle, N is the number of dispersed particles, M is the corresponding mass fraction, and Re_λ and C_d are the resulting microscale Reynolds number and drag coefficient of the modulated flow, respectively (for $M = 0$, $Re_\lambda \approx 435$ and $C_d \approx 0.12$). The cases with $\rho_s = \infty$ and $\Delta\tilde{\rho} = \infty$ correspond to the configurations where the particles are retained fixed. In addition to the cases reported in the table, we have performed another set of simulations in the fixed-particle arrangement varying N and D or c (the results of which are reported in figure 5).

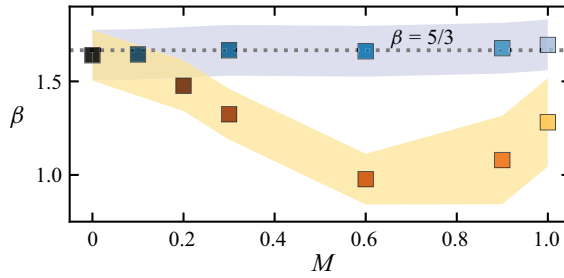


Figure 3. Dependence of the exponent β in the energy spectrum scaling $E \sim \kappa^{-\beta}$ on particle mass fraction M . Flows with spheres are marked in blue, flows with fibres in orange, and the single-phase flow in black. The blue and orange shaded regions show the approximate error in β , estimated by moving the time averaging window. The Kolmogorov scaling is marked by a grey dotted line.

particles, the energy-containing scales are depleted by the hydrodynamic drag exerted by the particles. A direct indication on how the bulk properties of the flow are altered is provided in the insets of figure 2, showing a very similar variation between spheres and fibres in terms of Re_λ with the mass fraction, notwithstanding the different Stokes numbers of the suspended objects, in agreement with previous findings (Hwang & Eaton 2006; Olivieri *et al.* 2021, 2022).

However, from figure 2 some peculiar differences between the two kinds of suspensions can also be noticed when extending the observation to the full range of active scales. For bluff particles, the alteration of the energy spectrum with M remains almost entirely limited to the low-wavenumber region (i.e. $\kappa \lesssim 5$), with only a minimal increase at the largest wavenumbers (i.e. $\kappa \gtrsim 300$) associated with the high-shear regions in the boundary layers around the spheres. Instead, for fibres, the modulation extends up to the highest wavenumber (i.e. $\kappa_{max} = 512$). At sufficiently large M , a departure from the Kolmogorov scaling indeed appears throughout the full inertial subrange. We anticipate that here the energy transfer is mainly due to the fluid–solid coupling, and not to the convective term as in the single-phase or bluff particle cases, leading to a different form of energy flux.

A quantitative evaluation of the resulting power law $E(\kappa) \sim \kappa^{-\beta}$ in the inertial subrange of both single-phase and multiphase flows is given in figure 3, showing the scaling exponent β as a function of the mass fraction for both spheres and fibres. The single-phase flow ($M = 0$) and the flows with spheres can be seen to follow the Kolmogorov scaling ($\beta = 5/3$), whereas the flows with fibres show a significant reduction in β as M increases. An heuristic explanation for the latter trend is that fibres act as a barrier to the flow between any two points with separation greater than the fibre diameter d , which influences the scaling of the second-order velocity structure function $\langle (\delta u)^2 \rangle \sim r^\gamma$ for two points at a distance $r > d$, with $\gamma = \beta - 1$. In the single-phase case $\gamma = 2/3$, whereas the presence of fibres tends to decorrelate the flow, thus reducing the value of γ or, equivalently, β .

3.2. Scale-by-scale energy transfer

A clear distinction in the mechanism of energy distribution between the two geometrical configurations can be highlighted. To gain a more detailed insight, we look at the scale-by-scale energy transfer balance

$$\mathcal{P}(\kappa) + \Pi(\kappa) + \Pi_{fs}(\kappa) + \mathcal{D}(\kappa) = \epsilon, \tag{3.1}$$

Effect of particle anisotropy on modulation of turbulence

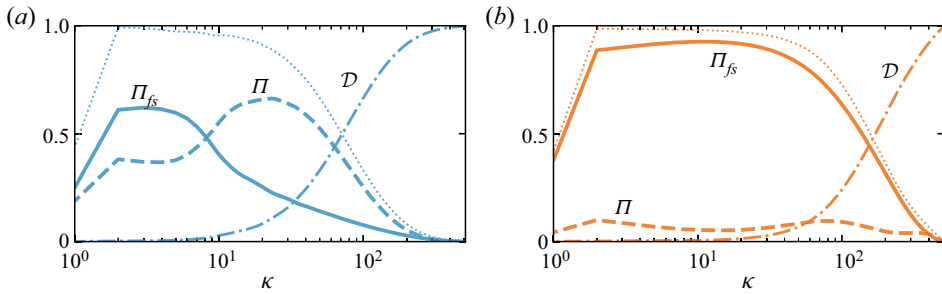


Figure 4. Scale-by-scale energy transfer balance for two representative configurations at $M = 0.9$ of (a) spheres and (b) fibres, showing the contributions of fluid–solid coupling Π_{fs} (solid line), nonlinear convection Π (dashed line) and viscous dissipation \mathcal{D} (dash-dotted line), each normalized with the average dissipation rate ϵ . Furthermore, the total energy flux, $\Pi_{fs} + \Pi$, is also reported (dotted line).

where \mathcal{P} is the turbulence production associated with the external forcing (acting only at the largest scale $\kappa = 1$), Π and Π_{fs} are the energy fluxes associated with the nonlinear convective term and the fluid–solid coupling term, respectively, and \mathcal{D} is the viscous dissipation (Olivieri *et al.* 2021, 2022).

In figure 4, we show the energy fluxes and dissipation in two representative cases with strong back-reaction ($M = 0.9$) for (a) bluff objects and (b) slender particles. Focusing on the two different energy fluxes (i.e. Π and Π_{fs}), we note at first that the sum of these two contributions (thin dotted line) appears in both cases as a horizontal plateau for relatively low wavenumbers, as expected from (3.1) and similar to the single-phase case. However, qualitatively different scenarios can be identified for bluff versus slender objects when analysing the two distinct contributions separately. On the other hand, it can be noticed that in both cases, and similarly to the classical, single-phase case, for sufficiently large wavenumbers the energy fluxes tend to zero, and the viscous dissipation \mathcal{D} recovers the totality of the balance.

For bluff objects (figure 4a), we first have a dominance of the fluid–solid coupling contribution Π_{fs} within a limited low-wavenumber range, and only subsequently of the convective term Π for larger κ . Indeed, two distinct plateau-like regions are found over two distinct subranges of scales, suggesting that, for increasing κ , the energy is first transferred from the largest scales (where energy is injected) to smaller ones mainly by the action of the particles, only after which the nonlinear term prevails and the balance substantially recovers the classical energy cascade predicted by Kolmogorov theory.

For slender objects (figure 4b), the scenario looks radically different, with Π_{fs} acting over a much wider range of scales and being responsible for transferring most of the energy across all scales, with the nonlinear term being weakened overall. It should also be noted that such alternative energy flux is overall prolonged with respect to the single-phase case, consistent with the observed alteration in the energy spectrum (figure 2b). Note that we refer to an energy flux also for fibre-laden turbulence, because not only is Π_{fs} constant across a wide range of scales, but also the overall drag coefficient $C_d = \epsilon / (u^3 \kappa_{in})$ here $\kappa_{in} = 1$ is the wavenumber at which the energy is injected (Alexakis & Biferale 2018), remains finite and comparable with the single-phase case (see table 1).

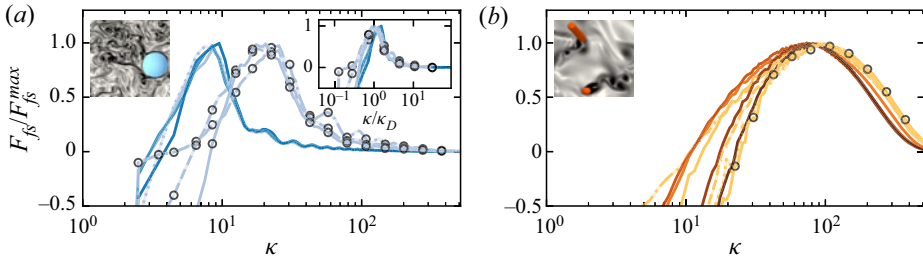


Figure 5. Fluid–solid coupling contribution to the energy-spectrum balance for (a) spheres and (b) fibres for various mass fractions M (varying with colour brightness). Circles are plotted for the cases with (a) smaller diameter D or (b) shorter length c , while different line styles are used to denote the variation of the number of objects N . For ease of comparison, the y -axis is normalized by the maximum value of the reported quantity. The inset in (a) shows the same data as a function of the wavenumber κ normalized with the sphere diameter D . Images show wakes that are similar in size to the (a) sphere diameter and (b) fibre diameter.

3.3. Characteristic length scale of the fluid–solid coupling

The reason for the observed difference between bluff and slender objects can be ascribed indeed to specific geometrical features. For bluff, isotropic particles the most representative scale is uniquely identified as the particle diameter D . For slender fibres, the back-reaction could be expected instead to act across multiple length scales, approximately ranging from the fibre length c to the cross-sectional diameter d . In fact, the latter is found to have the dominant role (as later shown in figure 5). This qualitative difference has a remarkable consequence on the properties of the modulated turbulent flow at sufficiently small scales: on the one hand, spherical particles affect the flow essentially only at a scale that is well within the inertial range, without modifying the extension and energy amplitude of the latter; on the other hand, slender fibres are directly acting on wavenumbers that are also beyond the original energy cascade.

To isolate the characteristic length scale up to which the energy is transferred by the back-reaction for the two kinds of dispersed objects, we show in figure 5 the fluid–solid coupling contribution in the energy-spectrum balance, i.e. F_{fs} , such that $\int_{\kappa}^{\infty} F_{fs} = \Pi_{fs}$. To this aim, along with the variation of the mass fraction, we also consider the influence of the sphere diameter D or fibre length c in the limiting case of fixed objects (or infinite inertia). For bluff (isotropic) objects (figure 5a), it can be clearly observed that the peak of F_{fs} scales with the diameter D , as also shown from the inset, where the wavenumber is normalized using such quantity. For slender (anisotropic) objects (figure 5b), we observe instead that the fibre length c does not appreciably change the position of the peak of F_{fs} ; rather, it appears to be controlled by the fibre diameter d . Differently from spheres, here the fluid–solid contribution shows a wider distribution, therefore suggesting a quantitative role of the fibre length as well, as previously suggested. For both objects, the mass fraction appears to control not the wavenumber associated with the maximum forcing but only the strength of the back-reaction. Remarkably, the same holds also when varying the number of objects N .

3.4. Phenomenological interpretation

A simple and effective interpretation of our results can be proposed by considering the characteristic Reynolds number experienced by the particles, i.e. $Re_{\ell} = u'\ell/\nu$, in order to argue the main hydrodynamic effect caused by the solid objects and discern peculiar

Effect of particle anisotropy on modulation of turbulence

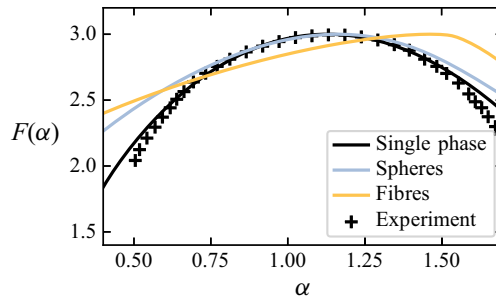


Figure 6. Multifractal distribution of the kinetic energy dissipation rate in the single-phase flow (black), flow with spheres of mass fraction $M = 1$ (blue), flow with fibres of mass fraction $M = 1$ (orange), and the single-phase experimental measure from Sreenivasan & Meneveau (1988) (black crosses).

differences between bluff and slender objects. For the sake of simplicity, we consider the root mean square of the fluid velocity fluctuations u' (accounting for its variation due to the effective back-reaction) and the sphere diameter D or the fibre diameter d as the reference length scale ℓ . For the spherical particles such a choice is natural, whilst for fibres it comes from that previously observed for the energy-transfer balance (figure 5*b*).

When computing the characteristic Reynolds number, we typically find that for spheres $Re_D \sim O(10^3)$, whereas for fibres $Re_d \sim O(10^1)$. These estimates suggest that bluff and slender objects experience qualitatively different hydrodynamic regimes, one dominated by inertial and the other by viscous forces, respectively. In particular, spheres are subject to a large-Reynolds-number flow, inducing a turbulent wake on scales comparable with and smaller than D , while fibres generate flow structures typical of laminar vortex shedding on scales comparable with d , but without any further proliferation of scales due to the dominant viscous dissipation. Note that here we refer to the range of scales smaller than the characteristic length scale associated with the individual particles. For spheres, the energy of the generated wakes is therefore converted into smaller structures by means of the well-known energy cascading process (controlled by the nonlinear term IT); for fibres, a similar phenomenology is not possible since the smaller-scale generated flow structures are essentially within the dissipative region.

3.5. On the intermittency of the modulated turbulence

Strong spatial and/or temporal fluctuations in the energy flux are the source of intermittency in turbulent flows. Owing to the different nature of the flux in the two configurations, it is natural to wonder how intermittency is altered. A comprehensive approach to study this is to compute the multifractal spectrum of the energy dissipation rate (Sreenivasan & Meneveau 1988), which we report in figure 6. For spheres, we find that $F(\alpha)$ is substantially similar to the single-phase case with only minor differences. On the other hand, for fibres, we have a remarkable qualitative difference in the spectrum. This further supports the idea of a standard energy cascade in particle-laden flows with finite-size spherical particles, whilst it is not the case for finite-size fibres.

4. Conclusions

By means of unprecedented high-Reynolds-number multiphase DNS, we have investigated particle-laden turbulent flows considering solid objects of finite size, i.e. well within the inertial range of scales, with the goal of understanding how the geometrical features of the

immersed objects impact on the basic mechanisms of turbulence modulation. Specifically, we have focused on two representative classes of suspensions, i.e. bluff (isotropic) spheres versus slender (anisotropic) fibres, as a benchmark for highlighting the effect of particle anisotropy.

As a common feature, we found that the presence of the dispersed phase induces a similar decrease of the turbulent kinetic energy and microscale Reynolds number for increasing mass fractions. At the same time, we unravelled the intrinsic differences in the resulting scale-by-scale energy distribution. For both kinds of dispersed objects, we have shown that the representative length scale at which the fluid–solid coupling is dominant is associated with the (sphere or fibre) diameter. For finite-size spherical objects, however, the back-reaction due to the dispersed phase is always confined to relatively large scales, with a negligible alteration of the higher-wavenumber inertial and viscous subrange. Finite-size fibres, on the other hand, transfer energy up to the smallest scales, with a consequent modification of the full energy spectrum and the emergence of a modified energy cascade. Note that, while confirming the same phenomenology, these results substantially enrich those recently reported at lower Reynolds number (Olivieri *et al.* 2022), in particular, concerning the evaluation of the scaling exponent in the modulated intermediate range of the energy spectrum. Also, the high-Reynolds-number configuration and the consequent scale separation clarified the different nature of the dominant energy flux in fibre-laden flows.

A simple phenomenological description for this complex problem is that the immersed objects subtract energy from the flow by means of hydrodynamic drag and then re-inject it by their wakes. For spheres, this happens fully within the inertial subrange and therefore results in a turbulent wake that still contributes to the classical energy cascade. For fibres, the transfer involves significantly smaller scales where viscosity eventually dominates, providing to the latter additional energy with little contribution of the nonlinear terms due to the low local Reynolds number.

In conclusion, we underline that these results are unique for finite-size objects and remarkably different from what was previously observed for small particles (i.e. those whose size is smaller than the Kolmogorov dissipative length scale). Our findings have primary relevance for advancing the fundamental understanding of particle-laden turbulence and its numerous related applications (e.g. slurry flows, combustion, papermaking and other industrial processes).

Acknowledgements. The authors acknowledge the computer time provided by the Scientific Computing section of the Research Support Division at the Okinawa Institute of Science and Technology Graduate University (OIST) and the computational resources of the supercomputer Fugaku provided by RIKEN through the HPCI System Research Project (project IDs: hp210229 and hp210269).

Funding. The research was supported by the Okinawa Institute of Science and Technology Graduate University (OIST) with subsidy funding from the Cabinet Office, Government of Japan.

Declaration of interests. The authors report no conflict of interest.

Data availability statement. The data that support the findings of this study are available from the corresponding authors upon reasonable request.

Author ORCIDs.

Stefano Olivieri <https://orcid.org/0000-0002-7795-6620>;

Ianto Cannon <https://orcid.org/0000-0002-1676-9338>;

Marco E. Rosti <https://orcid.org/0000-0002-9004-2292>.

REFERENCES

- ALEXAKIS, A. & BIFERALE, L. 2018 Cascades and transitions in turbulent flows. *Phys. Rep.* **767**, 1–101.
- ANDERSSON, H.I., ZHAO, L. & BARRI, M. 2012 Torque-coupling and particle–turbulence interactions. *J. Fluid Mech.* **696**, 319–329.
- ARDEKANI, M.N., ROSTI, M.E. & BRANDT, L. 2019 Turbulent flow of finite-size spherical particles in channels with viscous hyper-elastic walls. *J. Fluid Mech.* **873**, 410–440.
- BALACHANDAR, S. & EATON, J.K. 2010 Turbulent dispersed multiphase flow. *Annu. Rev. Fluid Mech.* **42**, 111–133.
- BOUNOUA, S., BOUCHET, G. & VERHILLE, G. 2018 Tumbling of inertial fibres in turbulence. *Phys. Rev. Lett.* **121** (12), 124502.
- BRANDT, L. & COLETTI, F. 2021 Particle-laden turbulence: progress and perspectives. *Annu. Rev. Fluid Mech.* **54**, 159–189.
- BREARD, E.C.P., LUBE, G., JONES, J.R., DUFEK, J., CRONIN, S.J., VALENTINE, G.A. & MOEBIS, A. 2016 Coupling of turbulent and non-turbulent flow regimes within pyroclastic density currents. *Nat. Geosci.* **9** (10), 767–771.
- BRIZZOLARA, S., ROSTI, M.E., OLIVIERI, S., BRANDT, L., HOLZNER, M. & MAZZINO, A. 2021 Fiber tracking velocimetry for two-point statistics of turbulence. *Phys. Rev. X* **11** (3), 031060.
- CANNON, I., IZBASSAROV, D., TAMMISOLA, O., BRANDT, L. & ROSTI, M.E. 2021 The effect of droplet coalescence on drag in turbulent channel flows. *Phys. Fluids* **33** (8), 085112.
- CAPECELATRO, J., DESJARDINS, O. & FOX, R.O. 2018 On the transition between turbulence regimes in particle-laden channel flows. *J. Fluid Mech.* **845**, 499–519.
- CAVAIOLA, M., OLIVIERI, S. & MAZZINO, A. 2020 The assembly of freely moving rigid fibres measures the flow velocity gradient tensor. *J. Fluid Mech.* **894**, A25.
- DE LILLO, F., CENCINI, M., DURHAM, W.M., BARRY, M., STOCKER, R., CLIMENT, E. & BOFFETTA, G. 2014 Turbulent fluid acceleration generates clusters of gyrotactic microorganisms. *Phys. Rev. Lett.* **112** (4), 044502.
- DODD, M.S. & FERRANTE, A. 2016 On the interaction of Taylor length scale size droplets and isotropic turbulence. *J. Fluid Mech.* **806**, 356–412.
- FALKINHOFF, F., OBLIGADO, M., BOURGOIN, M. & MININNI, P.D. 2020 Preferential concentration of free-falling heavy particles in turbulence. *Phys. Rev. Lett.* **125** (6), 064504.
- FREUND, A. & FERRANTE, A. 2019 Wavelet-spectral analysis of droplet-laden isotropic turbulence. *J. Fluid Mech.* **875**, 914–928.
- GUALTIERI, P., PICANO, F., SARDINA, G. & CASCIOLA, C.M. 2013 Clustering and turbulence modulation in particle-laden shear flows. *J. Fluid Mech.* **715**, 134–162.
- HORI, N., ROSTI, M.E. & TAKAGI, S. 2022 An Eulerian-based immersed boundary method for particle suspensions with implicit lubrication model. *Comput. Fluids* **236**, 105278.
- HUANG, W.-X., SHIN, S.J. & SUNG, H.J. 2007 Simulation of flexible filaments in a uniform flow by the immersed boundary method. *J. Comput. Phys.* **226** (2), 2206–2228.
- HWANG, W. & EATON, J.K. 2006 Homogeneous and isotropic turbulence modulation by small heavy ($St \sim 50$) particles. *J. Fluid Mech.* **564**, 361–393.
- LUCCI, F., FERRANTE, A. & ELGHOBASHI, S. 2010 Modulation of isotropic turbulence by particles of Taylor length-scale size. *J. Fluid Mech.* **650**, 5–55.
- LUCCI, F., FERRANTE, A. & ELGHOBASHI, S. 2011 Is Stokes number an appropriate indicator for turbulence modulation by particles of Taylor-length-scale size? *Phys. Fluids* **23** (2), 025101.
- MAXEY, M. 2017 Simulation methods for particulate flows and concentrated suspensions. *Annu. Rev. Fluid Mech.* **49**, 171–193.
- OLIVIERI, S., AKOUSH, A., BRANDT, L., ROSTI, M.E. & MAZZINO, A. 2020a Turbulence in a network of rigid fibers. *Phys. Rev. Fluids* **5** (7), 074502.
- OLIVIERI, S., BRANDT, L., ROSTI, M.E. & MAZZINO, A. 2020b Dispersed fibers change the classical energy budget of turbulence via nonlocal transfer. *Phys. Rev. Lett.* **125** (11), 114501.
- OLIVIERI, S., MAZZINO, A. & ROSTI, M.E. 2021 Universal flapping states of elastic fibers in modulated turbulence. *Phys. Fluids* **33** (7), 071704.
- OLIVIERI, S., MAZZINO, A. & ROSTI, M.E. 2022 On the fully coupled dynamics of flexible fibres dispersed in modulated turbulence. *J. Fluid Mech.* **946**, A34.
- PODVIKINA, O. & POUQUET, A. 1994 On the non-linear stability of the 1: 1: 1 ABC flow. *Phys. D: Nonlinear Phenomen.* **75** (4), 471–508.
- ROSTI, M.E. & BRANDT, L. 2020 Increase of turbulent drag by polymers in particle suspensions. *Phys. Rev. Fluids* **5** (4), 041301.

- ROSTI, M.E., CAVAIOLA, M., OLIVIERI, S., SEMINARA, A. & MAZZINO, A. 2021 Turbulence role in the fate of virus-containing droplets in violent expiratory events. *Phys. Rev. Res.* **3** (1), 013091.
- ROSTI, M.E., GE, Z., JAIN, S.S., DODD, M.S. & BRANDT, L. 2019 Droplets in homogeneous shear turbulence. *J. Fluid Mech.* **876**, 962–984.
- ROSTI, M.E., OLIVIERI, S., CAVAIOLA, M., SEMINARA, A. & MAZZINO, A. 2020 Fluid dynamics of COVID-19 airborne infection suggests urgent data for a scientific design of social distancing. *Sci. Rep.* **10** (1), 22426.
- SENGUPTA, A., CARRARA, F. & STOCKER, R. 2017 Phytoplankton can actively diversify their migration strategy in response to turbulent cues. *Nature* **543** (7646), 555–558.
- SREENIVASAN, K.R. & MENEVEAU, C. 1988 Singularities of the equations of fluid motion. *Phys. Rev. A* **38** (12), 6287–6295.
- UHLMANN, M. & CHOUPIPE, A. 2017 Clustering and preferential concentration of finite-size particles in forced homogeneous-isotropic turbulence. *J. Fluid Mech.* **812**, 991–1023.
- WANG, C., YI, L., JIANG, L. & SUN, C. 2022 How do the finite-size particles modify the drag in Taylor–Couette turbulent flow. *J. Fluid Mech.* **937**, A15.
- YOUSEFI, A., ARDEKANI, M.N. & BRANDT, L. 2020 Modulation of turbulence by finite-size particles in statistically steady-state homogeneous shear turbulence. *J. Fluid Mech.* **899**, A19.