

Magneto-seismology: effect of inhomogeneous magnetic field on transversal coronal loop oscillations

G. Verth

SP²RC, Department of Applied Mathematics, University of Sheffield, Sheffield S3 7RH, UK
email: G.Verth@sheffield.ac.uk

Abstract. The extreme-ultraviolet (EUV) imagers onboard the planned *Solar Dynamics Observatory (SDO)* and *Solar Orbiter (SO)* will offer us the best chance yet of using observations of post-flare loop oscillations to probe the fine structure of the corona. Recently developed magneto-hydrodynamic (MHD) wave theory has shown that the properties of loop oscillations depend on their plasma fine structure. Up to this point, many studies have concentrated solely on the effect of plasma density stratification on coronal loop oscillations. In this paper we develop MHD wave theory which models the effect of an inhomogeneous magnetic field on coronal loop oscillations. The results have the potential to be used in testing the efficacy of photospheric magnetic field extrapolations and have important implications regarding magneto-seismology of the corona.

Keywords. (magneto-hydrodynamics:) MHD, waves, magnetic fields, Sun: oscillations, Sun: magnetic fields, Sun: fundamental parameters, Sun: corona

1. Introduction

The next decade will be an exciting time for observing the upper solar atmosphere with new space based missions such as *Hinode*, *Solar Terrestrial Relations Observatory (STEREO)*, *Solar Dynamics Observatory (SDO)*, *Solar Orbiter (SO)* and ground based projects such as the *Advanced Technology Solar Telescope (ATST)* and *Frequency Agile Solar Radiotelescope (FASR)*. These instruments will give observers an opportunity to directly measure crucial coronal plasma parameters such as magnetic field strength and plasma density with more accuracy than ever before. However, to do this one must also have additional information regarding elemental abundances and at which height and temperature in the solar atmosphere spectral lines are formed. Unfortunately, the values for these latter physical quantities may have large uncertainties. Furthermore, methods employed to make direct measurements, ideally need to have simultaneous observations from different lines of sight. Unfortunately for all the new missions (apart from *STEREO*), this will not be possible. Therefore we will still need alternative methods to verify the accuracy of direct measurements. An obvious way forward is to compare the predictions of theoretical models with the observables. This also has the advantage of testing theories for completeness and correctness.

Magneto-seismology will be an invaluable tool in this regard (see the most recent reviews by Erdélyi 2006a,b and Banerjee *et al.* 2007). Recently developed magneto-hydrodynamic (MHD) wave theory in this field has shown that the plasma fine structure of coronal loops determines their oscillatory response to solar flares. Hence, if observers estimate that an active region coronal loop has a particular magnetic structure and plasma density distribution through direct measurement and this is consistent with the oscillatory response of that loop to a flare, then this will provide strong evidence that we have

accurately measured the fundamental plasma parameters and that our theory models the process very well (see reviews by De Pontieu & Erdélyi 2006 and Erdélyi 2006a,b).

Any inconsistency may suggest that refinement is needed in our theoretical models and/or direct measurement techniques. Of course, inconsistency may even lead to the outright rejection of a theory. Either way, such a process is likely to enhance our understanding of the Sun's outer atmosphere fine structure and the interaction of magnetic fields and plasma under these conditions.

2. MHD wave theory of post-flare transversal loop oscillations

Post-flare transversal coronal loop oscillations have been observed many times using the high-resolution EUV imager onboard the *Transition Region And Coronal Explorer* (*TRACE*) (see e.g., Aschwanden *et al.* 1999a, 2002; Nakariakov *et al.* 1999; Verwichte *et al.* 2004; Jess *et al.* 2007). These oscillations were identified as the fundamental mode of the standing fast-kink wave from MHD wave theory developed by e.g., Edwin & Roberts (1983). The basic theory models a coronal loop as a straight magnetic cylinder with different external and internal plasma densities, both of which are taken to be constants.

However, it is now clear from EUV observations using, e.g., EIT (Extreme-ultraviolet Imaging Telescope) onboard *SOHO* (*SOLar and Heliospheric Observatory*) and *TRACE*, that even in “static” active region coronal loops, the spatial and temporal behaviour of plasma is far more complex. Using emission measures, there is observational evidence that there is density stratification in coronal loops. In younger active regions there have been measurements of “super-hydrostatic” density scale heights that are up to four times higher than expected (Aschwanden *et al.* 2000, 2001). On the other hand, loops have been observed in older active regions that are close to hydrostatic equilibrium (Aschwanden *et al.* 1999b) with density scale heights that can be explained by gravitational stratification. The implications of this for coronal loop oscillations have been considered by e.g., Ofman & Wang (2002) and Mendoza-Briceno *et al.* (2004). To complicate matters further, significant dynamical behaviour has also been observed in “static” loops, e.g., flows (Brekke *et al.* 1997; Winebarger *et al.* 2001, 2002) and cooling events (Winebarger *et al.* 2003; Schrijver 2001). This is an important point because background flows can cause complex interactions between MHD waves. Theoretically, the effect of steady state flows on MHD waves in a uniform magnetic slab-geometry was investigated by e.g. Nakariakov & Roberts (1995), Tirry *et al.* (1998), Joarder *et al.* (1997). They found the dispersion relation for such steady states and also have shown the presence of negative energy waves. Joarder and Narayanan (2000), Somasundaram *et al.* (1999) and Narayanan (1991) generalised the slab studies to flux tubes but their derivation is valid only for limited parameters. A detailed and comprehensive derivation of steady flow effects on uniform MHD waveguides in cylindrical geometry (with stratification due to gravity ignored) can be found e.g. in Terra-Homem *et al.* (2003). They derived the dispersion relation for photospheric and coronal flux tubes, and determined the propagation windows that are Doppler shifted when compared to their static counterparts.

In light of the exciting observations from *TRACE*, much work has been done developing more realistic theory of fast kink waves in coronal loops. E.g., models have been developed with inhomogeneous plasma density equilibria. Firstly, spatial variation of density in the radial direction has been included in the analysis leading to a change in period and damping of the MHD waves (Ruderman & Roberts 2002; Goossens *et al.* 2002; Aschwanden *et al.* 2003; Van Doorsselaere *et al.* 2004; Arregui *et al.* 2007). Secondly, spatial variation of density in the longitudinal direction has been included in the analysis leading to changes in the ratios of the periods of the overtone modes to that of

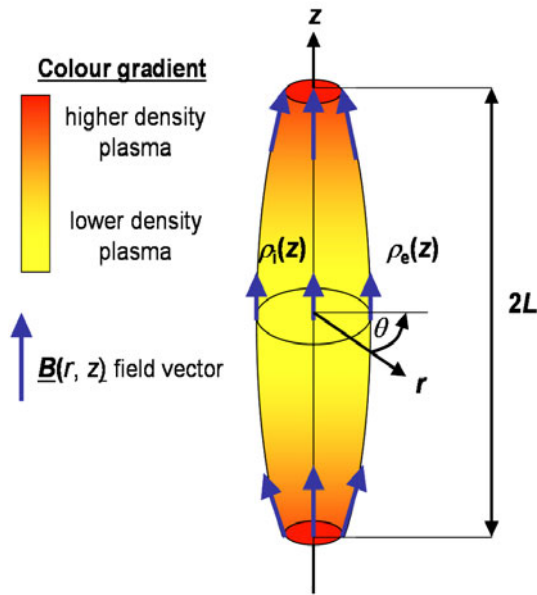


Figure 1. The equilibrium plasma density and magnetic field.

the fundamental mode and to deviations of the eigenfunctions from a single sine term in the longitudinal direction (Díaz *et al.* 2002; Andries *et al.* 2005b; Dymova & Ruderman 2005; Arregui *et al.* 2006; Goossens *et al.* 2006; McEwan *et al.* 2006; Erdélyi & Verth 2007; Verth & Erdélyi 2007; Verth 2007; Verth *et al.* 2007).

To develop a more complete theory of fast kink waves coronal loops, in this paper, it is proposed to quantify the effects of both inhomogeneous plasma density and magnetic equilibria. At present, the structure of the magnetic field along coronal loops is probably even less well understood from observation than plasma density stratification (see e.g., López *et al.* 2006). The indirect observational evidence so far has been rather puzzling. A study of *TRACE* loops (Watko & Klimchuk 2000) has shown that the cross-sectional width remains relatively constant with increasing height above the photosphere. The flux tube interpretation suggests that magnetic field is therefore almost constant along loops but this contradicts potential and force-free field extrapolations using data from the Michelson Doppler Imager (MDI) onboard *SOHO*, where the field lines always diverge with height. Klimchuk *et al.* (2000) suggested that by twisting a loop this could reduce the amount of width expansion with height. They performed a force-free extrapolation with a twisted loop embedded in a magnetic dipole and found that although the twist did reduce the expansion of the loop they could still not match the observed relatively constant thickness. It is therefore crucial that theoretical models are developed which can predict how different magnetic field structures in loops affect the properties of loop oscillations. Much work has already been done, particularly regarding the effect of magnetic twist on loop oscillations by Bennet *et al.* (1998), Erdélyi & Fedun (2006, 2007) and Ruderman (2007). Furthermore, the effect of a twisted shell, i.e., tube within a tube, was studied by Erdélyi & Carter (2006) and Carter & Erdélyi (2007). It is hoped that models of this type that have more complex magnetically structured tubes can be tested against observations and help further advance the field of magneto-seismology.

3. Magnetic field and plasma density equilibrium

Using cylindrical coordinates (r, θ, z) , a magnetic flux tube of length $2L$ is modelled with arbitrary external and internal plasma densities $\rho_e(z)$ and $\rho_i(z)$. To model a magnetic field equilibrium that decreases in strength with height above the photosphere, we construct an expanding flux tube with rotational symmetry (see Fig. 1). To do this one must have

$$\vec{B} = B_r(r, z)\vec{e}_r + B_z(r, z)\vec{e}_z \quad (3.1)$$

so that the solenoidal and force-free (potential) conditions are satisfied. For convenience we shall use the vector potential \vec{A} , defined by

$$\vec{B} = \nabla \times \vec{A}, \quad (3.2)$$

which automatically satisfies condition solenoidal condition. To find the required form of \vec{B} given by (3.1) that also satisfies the force-free condition, we define \vec{A} with an azimuthal component only such that,

$$\vec{A} = \frac{\psi(r, z)}{r} \vec{e}_\theta. \quad (3.3)$$

The vector potential described by (3.3) is convenient since ψ is constant along field lines (see e.g. Browning & Priest 1982). The force-free condition means that the following equation must be satisfied,

$$\frac{\partial^2 \psi}{\partial r^2} - \frac{1}{r} \frac{\partial \psi}{\partial r} + \frac{\partial^2 \psi}{\partial z^2} = 0. \quad (3.4)$$

Let r_f and r_a denote the flux tube radius at the footpoints and apex. Using the same convention as Fig. 1, it is required that the maximum r and z components of the magnetic field at the footpoints are

$$B_r(r_f, \pm L) = \mp B_{r, f} \quad (3.5)$$

and

$$B_z(r_f, \pm L) = B_{z, f}, \quad (3.6)$$

where $B_{r, f} \geq 0$ and $B_{z, f} > 0$. By the observations that $r_o \ll L$ and $B_r \ll B_z$, to a good approximation, the particular solution to Eq. (3.4) at the tube boundary r_o is

$$\psi(r_o, z) \approx \frac{B_{z, f} r_o^2}{2} \left\{ 1 + \frac{(1 - \Gamma^2)}{\Gamma^2} \frac{[\cosh(z/L) - \cosh(1)]}{1 - \cosh(1)} \right\}. \quad (3.7)$$

where

$$\Gamma = \frac{r_a}{r_f}, \quad (3.8)$$

is the expansion factor of the flux tube (see e.g. Klimchuk 2000). By Eq. (3.7), at the loop footpoints the boundary value of ψ is

$$\psi(r_f, \pm L) \approx \frac{B_{z, f} r_f^2}{2}. \quad (3.9)$$

Hence using Eqs. (3.7) and (3.9) and the fact that the magnetic surface denoting the boundary of the flux tube has a constant ψ value, an explicit expression is obtained for r_o as a function of z only given by

$$r_o(z) \approx r_f \left\{ 1 + \frac{(1 - \Gamma^2) [\cosh(\frac{z}{L}) - \cosh(1)]}{\Gamma^2 (1 - \cosh(1))} \right\}^{-\frac{1}{2}}. \tag{3.10}$$

Similarly, expressions for B_r and B_z can be derived at the tube boundary as functions of z only,

$$B_r(z) \approx -\frac{B_{z,f}}{L} \frac{(1 - \Gamma^2) \sinh(\frac{z}{L})}{2\Gamma^2 \sinh(1)} r_o(z) \tag{3.11}$$

and

$$B_z(z) \approx B_{z,f} \left\{ 1 + \frac{(1 - \Gamma^2) [\cosh(\frac{z}{L}) - \cosh(1)]}{\Gamma^2 (1 - \cosh(1))} \right\}. \tag{3.12}$$

4. Linearising the MHD equations with inhomogeneous magnetic field

The cold and ideal MHD equations are linearised by assuming small perturbations of the magnetic field, $\vec{b} = (b_r, b_\theta, b_z)$ about the force-free magnetic equilibrium (3.1) and velocity perturbations, $\vec{v} = (v_r, v_\theta, v_z)$ about a plasma in static equilibrium. From the equilibrium magnetic field shown in Fig. 1, it is clear that perturbations normal to the surface of the tube will have both r and z components. The linearised MHD equations give the following relation between the r and z components of velocity,

$$v_z = -\frac{B_r}{B_z} v_r. \tag{4.1}$$

Since $B_r \ll B_z$, Eq. (4.1) shows the z component of the velocity perturbation is only a small correction to the total perturbation. Therefore, in the following analysis we shall concentrate primarily on the dominant r component. The equation governing the r component of plasma motion is

$$\frac{\mu\rho}{B_z} \frac{\partial^2 v_r}{\partial t^2} = \frac{\partial^2}{\partial z^2} \left(\frac{B^2}{B_z} v_r \right) - \frac{\partial^2 b_z}{\partial r \partial t} + \frac{\partial}{\partial z} \left\{ \frac{B_r}{B_z} \left[\frac{\partial b_z}{\partial t} + \frac{1}{r} \frac{\partial}{\partial r} \left(\frac{B^2}{B_z} r v_r \right) \right] \right\} \tag{4.2}$$

where $B^2 = B_r^2 + B_z^2$. It can be seen from Eq. (4.2) that the r velocity component is dependent on the z component of the magnetic perturbation which is governed by the following equation,

$$\frac{\partial^2 b_z}{\partial t^2} = -\frac{1}{r} \frac{\partial}{\partial r} \left[r \frac{B^2}{\mu\rho} \left(\frac{\partial b_r}{\partial z} - \frac{\partial b_z}{\partial r} \right) \right] + \frac{B_z}{\mu\rho} \frac{1}{r} \left[\mathcal{D}_{\parallel} \left(\frac{\partial}{\partial r} (r b_r) + r \frac{\partial b_z}{\partial z} \right) + \frac{\mu}{r} \frac{\partial^2 P}{\partial \theta^2} \right], \tag{4.3}$$

where operator \mathcal{D}_{\parallel} is defined as

$$\mathcal{D}_{\parallel} \equiv B_r \frac{\partial}{\partial r} + B_z \frac{\partial}{\partial z}, \tag{4.4}$$

and P is the total perturbation to magnetic pressure,

$$P = \frac{\vec{B} \cdot \vec{b}}{\mu}. \tag{4.5}$$

Eq. (4.3) contains both z and r magnetic field perturbations but it can be shown using observed relations that $r_o \ll L$ and $B_r \ll B_z$ that these are effectively decoupled. This decoupling helps simplify the mathematical analysis considerably in the following section.

5. Governing equation and analysis

By Fourier analysing Eqs. (4.2) and (4.3), using the thin flux tube approximation and the fact the $B_r \ll B_z$, it can be shown that the governing equation of radial motion at the tube boundary (where all quantities can be expressed as functions of z only as shown in Sect. 3) is

$$\left(\frac{B_z v_r}{r_o^{m-1}}\right)'' + \frac{m}{2r_o} \left(\frac{B_r}{B_z} + 4r_o'\right) \left(\frac{B_z v_r}{r_o^{m-1}}\right)' + \left\{ \left(\frac{\omega}{c_k}\right)^2 + \frac{m}{2r_o} \left(\frac{B_r}{B_z}\right)' + m \left[(2m-1) \left(\frac{r_o'}{r_o}\right)^2 + \frac{r_o''}{r_o} \right] \right\} \frac{B_z v_r}{r_o^{m-1}} = 0, \quad (5.1)$$

where operator $' \equiv d/dz$, ω is the angular frequency, m is the azimuthal wave number (a positive integer) and

$$c_k^2(z) = \frac{2B_z^2(z)}{\mu(\rho_i(z) + \rho_e(z))} \quad (5.2)$$

is the fast kink speed. In the case of constant B_z , Eq. (5.1) simply reduces to

$$\frac{d^2 v_r}{dz^2} + \left(\frac{\omega}{c_k}\right)^2 v_r = 0 \quad (5.3)$$

which is independent of m , in agreement with the results of Dymova & Ruderman (2005) and Erdélyi & Verth (2007). Analytical solutions to Eq. (5.3) have been extensively studied by Dymova & Ruderman (2005), Erdélyi & Verth (2007) and Verth *et al.* (2007). Two possible observable signatures of density stratification are anti-node peak shift of the first harmonic towards the loop footpoints (see Verth *et al.* 2007) and frequency ratio of the first harmonic and the fundamental mode, ω_2/ω_1 being less than 2 (see e.g., Andries *et al.* 2005a).

When there is magnetic stratification for the observed fast kink mode ($m = 1$), Eq. (5.1) becomes

$$(B_z v_r)'' + \frac{1}{2r_o} \left(\frac{B_r}{B_z} + 4r_o'\right) (B_z v_r)' + \left[\left(\frac{\omega}{c_k}\right)^2 + \frac{1}{2r_o} \left(\frac{B_r}{B_z}\right)' + \left(\frac{r_o'}{r_o}\right)^2 + \frac{r_o''}{r_o} \right] B_z v_r = 0. \quad (5.4)$$

Assuming constant densities, ρ_e and ρ_i and using the explicit expressions for equilibrium quantities from Eqs. (3.10), (3.11) and (3.12), Eq. (5.4) is equivalent to

$$\left[a_1 \cosh^2\left(\frac{z}{L}\right) + a_2 \cosh\left(\frac{z}{L}\right) + a_3 \right] v_r'' + \sinh\left(\frac{z}{L}\right) \left[a_4 \cosh\left(\frac{z}{L}\right) + a_5 \right] v_r' + \left[a_6 \cosh^2\left(\frac{z}{L}\right) + a_7 \cosh\left(\frac{z}{L}\right) + a_8 + a_9 \omega^2 \right] v_r = 0, \quad (5.5)$$

where a_n are constants. Unfortunately, we know of no analytical solution to equations of general type Eq. (5.5). However, Eq. (5.5) is trivial to solve numerically by e.g., the shooting method. Solving Eq. (5.5) for the fundamental mode and first harmonic, the observable signatures of magnetic stratification are plotted in Fig. 2 for $\Gamma \in [1, 2]$. In contrast to the case of density stratification with constant magnetic field (see Verth *et al.* 2007), the anti-node shift of the first harmonic is *towards the loop apex* (see Fig. 2a).

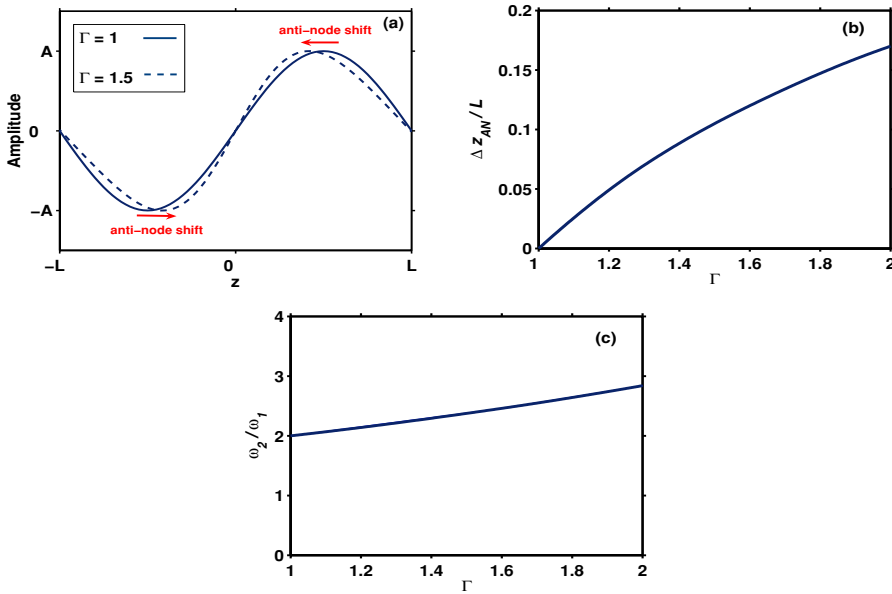


Figure 2. (a) Comparison of 1st harmonic amplitude profiles with constant magnetic field ($\Gamma = 1$) and magnetic stratification ($\Gamma = 1.5$). (b) Anti-node shift $\Delta z_{AN}/L$ for 1st harmonic plotted against Γ . (c) Frequency ratio of 1st harmonic and fundamental mode ω_2/ω_1 against Γ .

The normalised anti-node shift of the first harmonic, $\Delta z_{AN}/L$ is plotted against Γ in Fig. 2b. Note that for Γ approximately less than 1.5 there is almost a linear relationship with $\Delta z_{AN}/L$. In further contrast to the case of density stratification with constant magnetic field (see Andries *et al.* 2005a), the frequency ratio of the first harmonic to the fundamental mode, ω_2/ω_1 is *greater than 2* (see Fig. 2c).

There have been various studies to calculate the value of Γ for coronal loops in both soft X-ray and EUV. Using *Yohkoh* data, Klimchuk (2000) found that the mean value of Γ for a sample of 43 soft X-ray loops was 1.30. In another study using EUV *TRACE* data, Watko & Klimchuk (2000) found that the mean Γ value for post-flare loops was 1.13. However there may have been large uncertainties in these results since loop width was often at the resolution threshold of these instruments. Errors could also have been introduced by e.g., incorrect background subtraction and line of sight effects. Even allowing for a relatively small expansion factor of $\Gamma = 1.13$, this should give measurable observable effects. E.g., a loop half length $L = 100$ Mm and fundamental mode period 5 minutes, $\Gamma = 1.13$ will give an anti-node shift of 3.5 Mm and a change in the period of the first harmonic of -6.23 seconds. Certainly, spatial changes to the amplitude profile of a few Mm is within the current resolution of *TRACE*. Measuring changes in frequency down to the order of seconds may be possible with the fastest time cadences of the planned EUV imagers onboard *SDO* and *SO* (signal to noise ratio permitting).

Physically, it is reasonable to expect that both the plasma density and magnetic field strength decrease from the footpoints of a coronal loop towards its apex. If we observe a loop oscillating with $\omega_2/\omega_1 < 2$ then density stratification is likely to be the prevailing factor and if $\omega_2/\omega_1 > 2$ then magnetic field divergence is probably dominating. Quantifying the relative contribution from is each effect is more problematic.

To illustrate this, suppose that a semi-circular coronal loop has an exponentially density stratification with scale height H . Let us assume that both the density and magnetic

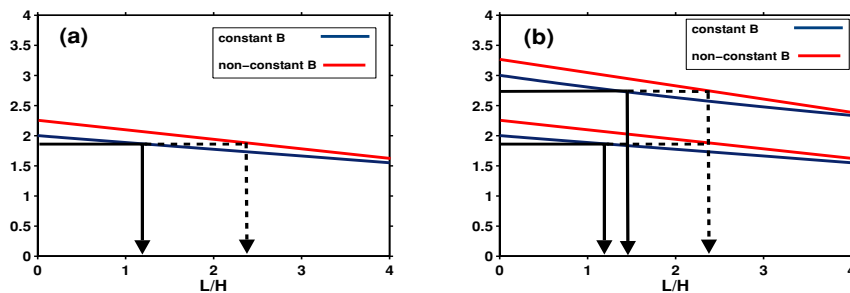


Figure 3. (a) Plot showing how a non-constant magnetic field affects the measurement of L/H from the ratio ω_2/ω_1 . (b) Plot showing how a non-constant magnetic field affects the measurement of L/H using the ratios of both ω_2/ω_1 and ω_3/ω_1 .

field profiles are non-constant ($L/H > 0$ and $\Gamma > 1$) and that density stratification is the dominant effect so that $\omega_2/\omega_1 < 2$. If we want to measure L/H from the observed value of ω_2/ω_1 and wrongly assume that the magnetic field is constant then L/H will be underestimated (see Figure 3a). If the frequency of another mode, e.g., ω_3 is also measured and the ratios of ω_2/ω_1 and ω_3/ω_1 are plotted against L/H it is apparent that assuming a constant magnetic field results in two inconsistent values for L/H (see Figure 3b). However, there will be a unique value of Γ that results in two consistent values for L/H .

6. Conclusions

Hitherto, the magneto-seismological technique of using observations of the fast kink body mode to determine the density scale height of coronal loops has neglected to take into account corrections due to magnetic stratification. The MHD wave theory presented here shows that to carry out more precise magneto-seismology one must accurately quantify the effect of magnetic stratification on the amplitude profile and/or frequency of loop oscillations. This is problematic since, as mentioned previously, the precise fine structure of the magnetic field along coronal loops is not well understood at this time. It is hoped that *Hinode* will give us a greater understanding of the structure of the magnetic field in the photosphere, since for first time we will be able to measure the full magnetic field vector. This in turn should lead to more accurate nonlinear force-free magnetic field extrapolations from which we will better be able to determine the magnetic field structure along coronal loops.

Although, the magnetic field for the model presented in this paper has a relatively simple force-free (potential) structure, this maybe a reasonable approximation for many active region loops. E.g., extrapolations from the magnetogram data of the predominantly dipolar active region (AR 8270) where the first transversal loop oscillations were observed using *TRACE* (14th July 1998) show that magnetic field is approximately potential (see e.g., Ofman 2007). Therefore, the results described in Sect. 5 could be employed as a valuable new magneto-seismological tool to complement both emission measure and magnetic field extrapolation studies of suitable active regions. This in turn, could ultimately provide us with a more complete understanding of plasma fine structure in the solar corona.

Acknowledgements

G.V. is grateful to the Engineering and Physical Sciences Research Council (EPSRC), UK for the financial support received.

References

- Andries, J., Arregui, I., & Goossens, M. 2005a, *ApJ* (Letters) 624, L57
- Andries, J., Goossens, M., Hollweg, J. V., Arregui, I., & Van Doorselaere, T. 2005b, *A&A* 430, 1109
- Arregui, I., Andries, J., Van Doorselaere, T., Goossens, M., & Poedts, S. 2007, *A&A* 463, 333
- Arregui, I., Van Doorselaere, T., Andries, J., Goossens M., & Kimpe, D. 2006, *Phil. Trans. R. Soc. A* 384, 529
- Aschwanden, M. J., De Pontieu, B., Schrijver, C. J., & Title, A. M. 2002, *Solar Phys.* 206, 99
- Aschwanden, M. J., Fletcher, L., Schrijver, C. J., & Alexander, D. 1999a, *ApJ* 520, 880
- Aschwanden, M. J., Newmark, J. S., Delaboudinière, J., Neupert, W. N., Klimchuk, J. A., *et al.* 1999b, *Apj* 515, 84
- Aschwanden, M. J., Nightingale, R. W., & Alexander, D. 2000, *ApJ* 541, 1059
- Aschwanden, M. J., Nightingale, R. W., Andries, J., Goossens, M., & Van Doorselaere, T. 2003, *ApJ* 598, 1375
- Aschwanden, M. J., Schrijver, C. J., & Alexander, D. 2001, *ApJ* 550, 1036
- Banerjee, D., Erdélyi, R., Oliver, R. & O'Shea, E. 2007, *Solar Phys.* 246, 3
- Brekke, P., Kjeldseth-Moe, O., & Harrison, R. A. 1997, *Solar Phys.* 175, 511
- Browning, P. K., & Priest, E. R. 1982, *Geophys. Ap. Fluid Dyn.* 21, 237
- Carter, B., & Erdélyi, R. 2007, *A&A* 475, 323
- De Pontieu, B., & Erdélyi, R. 2006, *Phil Trans. Roy. Soc. A.* 364, 383
- Díaz, A.J., Oliver, R., & Ballester, J.L. 2002, *ApJ* 580, 550
- Dymova, M. V., & Ruderman, M. S. 2005, *Solar Phys.* 229, 79
- Edwin, P. M., & Roberts, B. 1983, *Solar Phys.* 88, 179
- Erdélyi, R. 2006a, *Phil. Trans. Roy. Soc. A.* 364, 351
- Erdélyi, R. 2006b in: K. Fletcher (ed.) & M. Thompson (sci. ed.), *SOHO 18/GONG 2006/HELAS I, Beyond the spherical Sun*, ESA SP-624, p15.1
- Erdélyi, R., & Carter, B. 2006, *A&A* 455, 361
- Erdélyi, R., & Fedun, V. 2006, *Solar Phys.* 238, 41
- Erdélyi, R., & Fedun, V. 2007, *Solar Phys.* 246, 101
- Erdélyi, R., & Verth, G. 2007, *A&A* 462, 743
- Goossens, M., Andries, J., & Aschwanden, M. J. 2002, *A&A* 394, L39-42
- Goossens, M., Arregui, I., & Andries, J. 2006, *Phil. Trans. R. Soc. A.* 364, 433
- Jess, D. B., Mathioudakis, M., Erdélyi, R., Verth, G., McAteer, R. T. J., & Keenan, F. P. 2007 *Apj* (in press)
- Joarder, P. S., Nakariakov, V. M., & Roberts, B. 1997, *Solar Phys.* 176, 285
- Joarder, P. S., & Narayanan, A. S. 2000, *A&A* 359, 1211
- Klimchuk, J. A. 2000, *Solar Phys.* 193, 53
- Klimchuk, J. A., Antiochos, S. K., & Norton, D. 2000, *ApJ* 542, 504
- López Fuentes, M. C., Klimchuk, J. A., & Démoulin, P. 2006, *Apj* 639, 459
- McEwan, M. P., Donnelly, G. R., Díaz, A. J., & Roberts, B. 2006, *A&A* 460 893
- Mendoza-Briceno, C. A., Erdélyi, R., & Sigalotti, L. Di G. 2004, *ApJ* 605, 493
- Nakariakov, V.M., Ofman, L., DeLuca, E. E., Roberts, B., & Davila, J. M. 1999, *Science* 285, 862
- Nakariakov, V. M., & Roberts, B. 1995, *Solar Phys.* 159, 213
- Narayanan, A. S. 1991, *Plasma Phys. Control. Fusion* 33, 333
- Ofman, L. 2007, *ApJ* 655, 1134
- Ofman, L., & Wang, T. 2002, *ApJ* (Letters) 530, L85
- Ruderman, M. S. 2007, *Solar Phys.*, 246, 119
- Ruderman, M. S., & Roberts, B. 2002, *ApJ* 577, 475
- Schrijver, C. J. 2001, *Solar Phys.* 198, 325
- Somasundaram, K., Venkatraman, S., & Sengottuvel, M. P. 1999, *Plasma Phys. Control. Fusion* 41, 1421
- Terra-Homem, M., Erdélyi, R., & Ballai, I. 2003, *Solar Phys.* 217, 199
- Tirry, W. J., Cadez, W. M., Erdélyi, R., & Goossens, M. 1998, *A&A* 332, 786

- Van Doorselaere, T., Andries, J., Poedts, S., & Goossens, M. 2004, *ApJ* 606, 1223
- Verwichte, E., Nakariakov, V. M., Ofman, L., & Deluca, E. E. 2004, *Solar Phys.* 223, 77
- Verth, G. 2007, *Astron. Nachr.* 328, 746
- Verth, G., & Erdélyi, R. 2007 in: E. Marsch, K. Tsinganos, R. Marsden & L. Conroy (eds.), *The 2nd Solar Orbiter Workshop*, ESA SP-641
- Verth, G, Van Doorselaere, T., Erdélyi, R., & Goossens, M. 2007, *A&A* 475, 341
- Watko, J.A., & Klimchuk, J. A. 2000, *Solar Phys.* 193, 77
- Winebarger, A. R., DeLuca, E. E., & Golub, L. 2001, *ApJ* 553, L81
- Winebarger, A. R., Warren, H., van Ballegooijen, A., DeLuca, E. E., & Golub, L. 2002, *ApJ* 567, L89
- Winebarger, A. R., Warren, H. P., & Seaton, D. B. 2003, *ApJ* 593, 1164