


**February  
1990**

# The Journal of Laryngology and Otology



Founded in 1887 by Morell Mackenzie & Norris Wolfenden

Edited by JOHN B. BOOTH

Assistant Editors NEIL WEIR, PATRICK BEASLEY, CAROL WENGRAF, RICHARD RAMSDEN,  
IOLO GRIFFITH & PETER RHÝS EVANS

Advisor in Pathology IMRICH FRIEDMANN

Advisor in Audiology LINDA LUXON

Advisors in Radiology GLYN LLOYD & PETER PHELPS

Advisor in Statistics STEPHEN EVANS

**Vol 104  
No 2**

# The Journal of Laryngology and Otology

(Founded in 1887 by MORELL MACKENZIE and NORRIS WOLFENDEN)

Edited by JOHN B. BOOTH

Assistant Editors NEIL WEIR, PATRICK BEASLEY, CAROL WENGRAF, RICHARD RAMSDEN,  
IOLO GRIFFITH & PETER RHŶS EVANS

Editorial Assistant CAROLINE BARRETT

## INSTRUCTIONS FOR AUTHORS

1. Original articles which have not been published elsewhere are invited and should be sent to the Editor. They are considered for publication on the understanding that they are contributed to this *Journal* solely. Reproduction elsewhere, in whole or in part, is not permitted without the previous written consent of the Author and Editor and the customary acknowledgement must be made. Normally an original main article should not exceed 7500 words.

Longer articles or theses will be considered for publication as *Supplements*, at the expense of the authors or their employing authorities.

2. Manuscripts should be typewritten in **duplicate** on one side only of the paper (A4 297×210 mm) and double spaced, with wide margins.

Begin each component on a new page in the following sequence: title page, abstract, text, acknowledgements, references, tables and legends.

(a) **Abstract**—This should contain not more than 150 words and include a statement of the problem, the method of study, results and conclusions; a 'summary' section should **not** be included in the main manuscript.

(b) **Text**—Suggested outline—(1) introduction, (2) materials and methods, (3) results, (4) discussion, (5) conclusion.

(c) **Tables** are adjuncts to the text and should not repeat material already presented.

(d) **Illustrations**—Two sets of illustrations, one with each copy of the manuscript, must be submitted and all authors should remember that the single column width is 80mm. One set of illustrations should, therefore, not exceed this width and they should ensure that the essential features are illustrated within this dimension.

Coloured illustrations will be charged to authors, unless a special grant is authorized by the Editor.

Written permission from the publisher must be provided to the *Journal* in order to republish material with copyright elsewhere and also from the senior author where necessary.

(e) **Measurements** must be in metric units, with *Système Internationale* (SI) equivalents given in parentheses.

(f) **References**—For *Journal* articles, The Harvard system of recording references should be used, e.g. Green, C. and Brown, D. (1951). The tonsil problem. *Journal of Laryngology and Otology* 65: 33–38. A paper written by more than two authors should be abbreviated in the text, e.g. Green *et al.* (1951), but *all* the authors should be given in the list of references. The titles of all *Journals* should be given without abbreviation. **References should be listed in alphabetical order**; use of the Vancouver system will **not** be accepted.

For single-author books, the following style should be used: Green, C. (1951). *The tonsil problem*, 2nd edn., vol. 1, Headley Brothers Ltd., Ashford, Kent, 98 pp.

For papers in multi-author books with one or more editors, the reference should be recorded as follows: Brown, D. (1951). In *Diseases of the Ear, Nose and Throat* (White, A., Black, B., eds.), pp. 33–38, Headley Brothers Ltd., Ashford, Kent.

**It is most important that authors should verify personally the accuracy of every reference before submitting a paper for publication. The names of authors cited in the References should be given in alphabetical order.**

(g) **Meetings**—If the manuscript was presented at a meeting, the place where it was held, and the date on which it was read must be included and should appear at the foot of the title page.

(h) **Financial disclosures**—In the submission letter to the Editor, the authors must list all affiliations with or financial involvement in, organizations or entities with a direct financial interest in the subject matter or material of the research discussed in the manuscript.

(i) **Rejections**—As from January, 1989, all manuscripts which are rejected will no longer be returned to the authors. Those submitting papers should, therefore, ensure that they retain at least one copy and the reference numbers, if any, of the illustrations. The only exception to this will be those manuscripts with colour illustrations which will be returned *automatically* by Surface Mail.

(j) **Facsimile (FAX)**. All authors should send a Facsimile number whenever possible to speed communication; this particularly applies to those outside the United Kingdom. Manuscripts with no visual illustrations (X-rays/pathology) may be sent by facsimile.

3. Page proofs are sent to authors for corrections, which should be kept to a minimum; they must be clearly marked, and no extra matter added. Proofs should be returned within 5 days.

4. Orders for reprints must be sent when returning page proofs, and for this purpose special forms are supplied.

5. Editorial communications may be addressed to **The Editor, Journal of Laryngology and Otology, c/o Headley Brothers Ltd., The Invicta Press, Ashford, Kent TN24 8HH** or sent by FAX (01-224 1645—please note after 6th May 1990—Central London becomes 071-).

6. **The annual subscription is £70.00 Institutions & Libraries US\$175.00; £65.00 Individuals US\$162.50; £40.00 Registrars, Residents and Interns.** (Those in training should submit a certificate from The Head of the Department giving details of their appointment; those who qualify must supply their *home* address for mailing direct).

7. Single copies of current or back numbers (when available) will be on sale at £10 each (including postage).

8. All subscriptions, advertising and business communications should be sent to the publishers, or subscription agents.

**HEADLEY BROTHERS LTD,**  
THE INVICTA PRESS, ASHFORD, KENT.

© *Journal of Laryngology and Otology Ltd., 1990*


ISSN 0022-2151

Second class postage paid Rahway, N.J.

Postmaster: Send address corrections to The Journal of Laryngology and Otology, c/o Mercury

Airfreight International Ltd. Inc., 2323 Randolph Avenue, Avenel, N.J. 07001. Frequency of Publication: Monthly.

**NEW FILE BINDERS**  
are now available  
for **The Journal**



Bound in blue and white rexine to  
hold one volume. Available, boxed,  
from the Publisher price £12  
including VAT and postage  
**HEADLEY BROTHERS LTD, Queens Road**  
**Ashford Kent.**

# THE LARYNGOSCOPE

A Monthly Journal  
devoted to the disease of  
**EAR, NOSE AND THROAT**

*Official organ for the American Laryngological  
Rhinological and Otological Society*

Price \$90.00 per year

Canada \$110.00 per year

Foreign \$110.00 per year

*Institutional rate: U.S. \$100.00 per year, Foreign \$120.00 per year*

ESTABLISHED 1896

GERSHON J. SPECTOR  
EDITOR

9216 CLAYTON ROAD, ST LOUIS,  
MISSOURI 63124-1561

*For Advertisement Rates and Space in this Journal*

*apply to*

The Advertisement Manager


**THE JOURNAL OF LARYNGOLOGY  
AND OTOLOGY**

Headley Brothers Limited

The Invicta Press · Ashford · Kent TN24 8HH

Tel: (0233) 623131

# Stroboscope Generator 5012



the universal unit for diagnosis of functional disorders of the vocal chords

- simple operation
- high light intensity
- second light connection
- fast and sure triggering even with "poor" phonation
- display of phase, frequency and sound level
- application with rigid or flexible endoscopes (e. g. magnifying laryngoscope or nasopharyngoscope)
- integrated air insufflator to prevent fogging of magnifying laryngoscope
- can be used in conjunction with video systems and text generators .

Contact us for details:

**RICHARD  
WOLF** 

**RICHARD WOLF U. K. Ltd.**  
P. O. Box 47, Mitcham,  
Surrey CR4 4TT  
Tel. (01) 6 40-30 54  
Telex 886 329

G 005 / 1.88

# Laryngology & Otology Publications

Available from the Publishers and from Agents throughout the world.

Prices include postage and packing.

## The Journal of Laryngology and Otology

Edited by John B. Booth

A leading international journal, published monthly and containing original scientific articles and clinical records in all fields of Otology, Rhinology and Laryngology. Including occasional supplements.

Founded in 1886.

Annual subscription for 1989 (calendar year): £60.00 Agents £51.00 (US\$150.00 Agents \$127.50); Students rate £35.00 (US\$90.00)

ISSN 0022 2151

## Supplements still available separately.

### Traité de L'Organe de L'Ouïe

by Nehemiah Asherson

This Bibliography of one of the earliest accurate descriptions of the organ of hearing, which first appeared in 1683, represents the culmination of a lifetime of historical research. It includes a biographical section on Du Verney, the author of the 'Traité'.

Pp 110 ISBN 0 7186 0447 4

Retail £7.00 Agents £6.12 (US\$14.00 Agents \$12.25)

### The ENT Surgeon looks at the Orbit

by D. F. N. Harrison

This supplement records in some detail Professor Harrison's 'personal experience over a period of 20 years dealing with a wide variety of clinical conditions in which entry into the orbit was a desirable or essential part of treatment'.

Pp 42 Printed 1980

Retail £4.00 Agents £3.50 (US\$8.00 Agents \$7.00)

### Tinnitus

Chairman: Abraham Shulman

The Proceedings of The First International Tinnitus Seminar, which was held in New York in June 1979. Practically all the original papers are reproduced in full, and there are edited versions of all the Panel Discussions. The contributions, from an international group of experts, give comprehensive coverage to a subject of great current interest and importance.

Pp 216 Printed 1981

Retail £10.00 Agents £8.75 (US\$20.00 Agents \$17.50)

### 20 Years Experience with Homografts in Ear Surgery

by Christian Betow

The author, a professor of Otolaryngology in West Berlin, gives a full account of his pioneering development of homograft materials in reconstructive surgery of the middle ear.

Pp 28 Printed 1982

Retail £4.00 Agents £3.50 (US\$8.00 Agents \$7.00)

### Laryngology Applied to Singers and Actors

by Norman A. Punt

This fascinating monograph fills an obvious void in laryngological literature. The author, eminent in the field of vocal problems in theatre and opera house, writes with understanding, knowledge and concern. When mixed with valuable advice and useful prescriptions, this monograph will serve to guide all who find themselves called upon to help these most sensitive individuals.

Pp 24 Printed 1983

Retail £4.00 Agents £3.50 (US\$8.00 Agents \$7.00)

### Experimental and Clinical Studies in Otitis Media with Effusion

by Jamsheed A. Khan

An experimental and clinical study on the effects of Carbocisteine on fluid in the middle ear.

Pp 28 Printed 1983

Retail £4.00 Agents £3.50 (US\$8.00 Agents \$7.00)

### Proceedings of the Sixth British Academic Conference in Otolaryngology

Edited by John Ballantyne and John Booth

Pp 134 Printed 1983

Retail £5.00 Agents £4.50 (US\$10.00 Agents \$7.50)

### Second International Tinnitus Seminar

Chairman: Abraham Shulman

A comprehensive study of the problems and treatment of tinnitus.

Pp 323 Printed 1984

Retail £20.00 Agents £17.50 (US\$40.00 Agents \$35.00)

### Forensic Audiology

by Chuang Wei Ping

A clear concise and practical guide to industrial hearing damage by a barrister/physician. This is an unusual and highly specialised aide memoire for the personal injuries practitioner, well illustrated with recent case law. A commendable enterprise by the author.

Pp 57 Printed 1986

Retail £7.00 Agents £6.12 (US\$14.00 Agents \$12.25)

### The Acute Orbit

Preseptal (Periorbital) cellulitis subperiosteal abscess and orbital cellulitis due to sinusitis.

by J. R. Moloney, N. J. Badham and A. McRae

Pp 18 Printed 1987

Retail £7.00 Agents £6.12 (US\$14.00 Agents \$12.25)

### Nasal Mast Cells: A Preliminary Report on their Ultrastructure

by A. B. Drake-Lee, F.R.C.S.

The ultrastructural morphology of mast cells in the nose and the adenoids are compared. Normal cells have a very varied morphology with electron dense granules which have scrolls occasionally. Cells from patients with perennial allergic rhinitis show variable degranulation in all areas examined. Few cells were seen in the surface epithelium. Cells from the adenoids had different degrees of degranulation which suggests that mast cell reactions are not a constant feature.

Pp 17 Printed 1987

Retail £10.00 Agents £8.75 (US\$20.00 Agents \$17.50)

### Surgical Anatomy of Structures Adjacent to the Thyroid Apex and Post-operative Voice Change (A Review Including Dissection)

by K. L. Yezingatsian, F.R.C.S.

Pp 13 Printed 1987

Retail £10.00 Agents £8.75 (US\$20.00 Agents \$17.50)

### Inferior Meatal Anstrostomy Fundamental Considerations of Design and Function

by Valerie Joan Lund, M.S., F.R.C.S.

Pp 18 (Contains 12 x 4 colour illustrations) Printed 1988

Retail £15.00 Agents £13.12 (US\$30.00 Agents \$26.25)

### Surgical Management of the Discharging Mastoid Cavity

by R. P. Mills, M.Phil., F.R.C.S.

Pp 6 Printed 1988

Retail £10.00 Agents £8.75 (US\$20.00 Agents \$17.50)

### Acquired Subglottic Stenosis

by John M. Graham, F.R.C.S.

Pp 48 Printed 1988

Retail £12.00 Agents £10.50 (US\$24.00 Agents \$21.00)

# The Journal of tolaryngology

...the official "voice" of

## The Canadian Society of Otolaryngology Head and Neck Surgery

is published in February, April, June, August, October and December

---

Established in 1972, The Journal of Otolaryngology publishes original papers dealing with clinical and research aspects of otolaryngology in its broadest sense, including:

- AUDIOLOGY**       **HEAD AND NECK SURGERY**
- BRONCHO-OESOPHAGOLOGY**       **MAXILLOFACIAL SURGERY**
- FACIAL PLASTIC AND RECONSTRUCTIVE SURGERY**
- COMMUNICATIVE DISORDERS**

The Journal of Otolaryngology, with thirteen corresponding editors contributing from around the world and half of its circulation outside Canada, is a truly international publication.

The Editor, Derek Birt, M.B., of Toronto, hopes that this international "flavour" will serve as a significant factor in your decision to become a new subscriber to The Journal of Otolaryngology.

---

**Subscription Rates:** £45.00 per year

Back Issues available at £4.50 each plus postage


TO: Circulation Manager, The Journal of Otolaryngology  
P.O. Box 280, Station A, Islington, Ontario, Canada M9A 4X2

I enclose a cheque for £\_\_\_\_\_ to cover \_\_\_\_\_  
subscription(s) to The Journal of Otolaryngology.

NAME: \_\_\_\_\_

ADDRESS: \_\_\_\_\_

\_\_\_\_\_  
(Please print or type)



when  
vertigo  
puts them  
in a spin

“The first attack of Ménière’s disease may be monosymptomatic, with sudden, prolonged vertigo without deafness or tinnitus.”<sup>1</sup>



**serc**urity<sup>®</sup>  
betahistine

tackles the symptoms by treating the cause

**Presentation**

White tablets containing 8mg betahistine dihydrochloride. Available in packs of 120 tablets. Basic NHS price £12.88.

**Indications**

Vertigo, tinnitus and hearing loss associated with Ménière’s syndrome.

**Dosage and Administration**

*Adults:* Initially two tablets three times daily, taken preferably with meals.

*Maintenance dose:* 3-6 tablets daily

*Children:* No dosage recommendations are made for children.

**Contra-indications, Warnings, etc.**

*Contra-indications:*

Phaeochromocytoma.

*Precautions:* Clinical intolerance to Serc in bronchial asthma patients has not been shown, but caution should be exercised when administering this histamine analogue to bronchial asthma patients. Interaction between Serc and antihistamines is theoretically possible, but no reports have been received. The usual precautions should be observed when administering Serc to patients in pregnancy.

*Side effects:* There has been a small number of reports of gastric upset.

**Product Licence Number**

0512/0076.

**Reference:**

1. Venna N. *Geriatric Med.*, 1986, September, 17-22.

**duphar**

Further information is available from: Duphar Laboratories Limited, Gaters Hill, West End, Southampton SO3 3JD. Tel: 0703 472261.