

# The Journal of Laryngology and Otology

EDITED BY  
SIR GEOFFREY BATEMAN

ASSISTANT EDITOR  
JOHN BALLANTYNE

## Contents

ACTH and nasal polypi . . . . .	L. R. S. TAYLOR	103
Conservative surgery in the treatment of nasal polypi	JOHN BALLANTYNE	107
The role of radical surgery in the treatment of recurrent nasal polyposis. . . . .	R. H. HUGHES	117
Mild hypothyroidism and its effects on the larynx . . . . .	P. G. BICKNELL	123
Hyperkeratosis of the larynx. . . . .	C. E. GABRIEL and D. GLYN JONES	129
Cartilaginous tumours of the head and neck . . . . .	H. MORUS JONES	135
✓ The place of septal replacement operation in treatment of nasal obstruction . . . . .	J. SIEGLER	153✓
Ulceration in extopic mucosa of the esophagus . . . . .	PETER BERDAL, FINN Ø. WINTHNER and EIVIND MYHRE	157
Clinical records—		
Oral histoplasmosis in India . . . . .	K. R. JOSHI, D. L. CHHANGANI, I. N. RAMDEO, S. C. PANDHI and L. N. MAHOPATRA	165
Eosinophilic granuloma of the lip . . . . .	THOR A. JOHANNESSEN and IAIN W. S. MAIR	171
Lateral nasal proboscis . . . . .	S. MAHINDRA, R. DALJIT, N. JAMWAL and M. MATHEW	177
Stevens-Johnson Syndrome associated with mycoplasma pneumoniae infection . . . . .	V. KOLZE	183
Lipoid proteinosis of the larynx . . . . .	S. H. RICHARDS and P. D. BULL	187
An unusual complication during adeno-tonsillectomy	D. K. JASH	191
Societies' proceedings . . . . .		195
General notes . . . . .		201

Headley Brothers Ltd  
Ashford, Kent

Annual Subscription £8 net, U.S.A. \$23

Monthly, £1 net, post free

# The Journal of Laryngology and Otology

(FOUNDED in 1887 by MORELL MACKENZIE and NORRIS WOLFENDEN)

EDITED BY  
SIR GEOFFREY BATEMAN

ASSISTANT EDITOR  
JOHN BALLANTYNE

1. Original articles which have not been published elsewhere are invited and should be sent to the Editor. They are considered for publication on the understanding that they are contributed to this *Journal* solely. Reproduction elsewhere, in whole or in part, is not permitted without the previous written consent of the Author and Editor and the customary acknowledgement must be made.

2. Manuscripts should be typewritten, on one side only of the paper, and well spaced. Captions to illustrations should be typed on a separate sheet and sent at the same time as original photographs, etc.

The Harvard system of recording references should be used, e.g. GREEN, C., and BROWN, D. (1951), *Journal of Laryngology and Otology*, 65, 33. The titles of all Journals should be given without abbreviation.

It is most important that authors should verify personally the accuracy of every reference before submitting a paper for publication.

3. Galley proofs and engraver's proofs of illustrations are sent to the author. Corrections, which should be kept to a minimum, must be clearly marked, and no extra matter added. Proofs should be returned within 5 days.

4. Illustration blocks will normally be held by the Printers for three years, after which they will be destroyed. Any author is entitled to have these returned to him, but a request for this must be sent within three years of the appearance of the article, to HEADLEY BROTHERS LTD., The Invicta Press, Ashford, Kent. Coloured illustrations will be charged to authors, unless a special grant is authorized by the Editor.

5. Orders for reprints must be sent when returning galley proofs, and for this purpose special forms are supplied.

6. Editorial communications may be addressed to THE EDITOR, *Journal of Laryngology*, c/o HEADLEY BROTHERS LTD., The Invicta Press, Ashford, Kent.

7. The annual subscription is £8 (eight pounds sterling) post free; U.S.A. \$23 post free, and payable in advance.

8. Single copies of current or back numbers (when available) will be on sale at £1 (including postage) each.

9. All subscriptions, advertising and business communications should be sent to the publishers, or subscription agents.


**HEADLEY BROTHERS LTD.**

The Invicta Press, ASHFORD, Kent.

© *Journal of Laryngology and Otology Ltd.*, 1973

# AMPLIVOX 84

## The successor to the world's most widely used clinical Audiometer.



**Take a look at all the advantages you get  
with this superb audiometer.**

- *Pure tone at eleven frequencies—now including 750 Hz*
- *Bone conduction at eight frequencies*
- *Narrow band masking via insert and headphones*  
*Automatic presentation*
- *ISO specification*
- *Trimpot calibration*
- *Continuously variable second channel for ABLB*  
*(Fowler) recruitment test*
- *Tone decay test*
- *Illuminated patient's signal*

**PLUS** *Calibrated speech audiometry via microphone or tape.*

Write now for illustrated brochure to :

**AMPLIVOX HEARING CONSERVATION LTD**

Beresford Avenue, Wembley, Middx. HAO 1RU. Phone : 01-902 8991

# Oto-, Rhino-, Laryngology

*Important, up-to-date, and scientifically accurate abstracts  
of reports from the world's biomedical literature dealing with  
Oto-, Rhino-, Laryngology  
are brought to your desk in this monthly publication.*

*First published in 1948,  
Oto-, Rhino-, Laryngology currently contains some 4,750 abstracts each year.*

## MAIN CHAPTER HEADINGS

- |                                    |                                      |
|------------------------------------|--------------------------------------|
| 1. SKULL                           | 16. NASOPHARYNX                      |
| 2. FACE AND LIPS                   | 17. NASAL SINUSES                    |
| 3. MOUTH                           | 18. EXTERNAL EAR                     |
| 4. TONGUE                          | 19. MIDDLE EAR                       |
| 5. SALIVARY GLANDS                 | 20. INTERNAL EAR                     |
| 6. NECK                            | 21. OTOSCLEROSIS                     |
| 7. PHARYNX                         | 22. MENIERE DISEASE                  |
| 8. ESOPHAGUS                       | 23. FACIAL NERVE                     |
| 9. LARYNX                          | 24. VESTIBULAR SYSTEM                |
| 10. TRACHEA                        | 25. CEREBELLOPONTINE<br>ANGLE TUMORS |
| 11. BRONCHI, LUNGS,<br>MEDIASTINUM | 26. HEARING                          |
| 12. OLFACTORY SYSTEM               | 27. SPEECH                           |
| 13. EXTERNAL NOSE                  | 28. PHONIASTRICS                     |
| 14. NASAL CAVITY                   | 29. ANESTHESIA                       |
| 15. NASAL SEPTUM                   |                                      |

Specimen copies are available on request.

Annual Subscription Rate:  
U.S. \$50.00/£20.95. Sterling/Dfl. 180,00

## EXCERPTA MEDICA

Herengracht 119-123, Amsterdam, The Netherlands

Please mention *The Journal of Laryngology and Otology* when replying to advertisements



THE NEW ACOUSTIC IMPEDANCE METER

# PETERS

Audiometers and Sound Proof  
Rooms for clinics, hospitals, schools and  
factories all over the world

Literature and further information from:

---

**PETERS**

Head Office: 55 Clarkehouse Road,  
Sheffield S10 2LE Telephone 0742 64434

Regional Sales and Service Centres

London: 45 New Cavendish Street,  
London W1 Telephone 01-935 2604

South West England: 7 St. Augustine's Parade,  
Bristol BS1 4 HX Telephone 0272 20737

---

Please mention *The Journal of Laryngology and Otology* when replying to advertisements

## SYMBOL OF THE BEST IN MEDICAL TEXTS



*Watch for these new books now in press . . .*

- AUDITORY PERCEPTUAL DISORDERS: An Introduction** by David F. Barr, *Orlando, Florida*. Foreword by T. Walter Carlin. '73, about 70 pp., 5 il., 4 tables
- MODERN THIN-SECTION TOMOGRAPHY** edited by Arnold Berrett, *New York Medical College, New York City*; Sam Brunner, *Gentofte Hospital, Copenhagen, Denmark*; and Galdino E. Valvassori, *Univ. of Illinois College of Medicine, Chicago*. Foreword by Solve Welin. (21 Contributors.) '73, about 552 pp. (7×10), 496 il., 17 tables
- FACIAL PROSTHETICS** by Arthur H. Bulbulian, *Univ. of Minnesota, Minneapolis*. '73, about 311 pp. (7×10), 400 il. (1 in full color), 5 tables
- THE FUNDAMENTALS AND CLINICAL PATHOLOGY OF SPUTUM** compiled and edited by Mauricio J. Dulfano, *Brooklyn Veterans Administration Hospital, New York*. With Twenty-One Contributors and an Introduction by Isadore Snapper. '73, about 424 pp., 190 il. (31 in full color), 33 tables

*Nine outstanding books that should be in your professional library*

- RESPIRATORY TRACT FLUID** by Eldon M. Boyd, *Queen's Univ., Kingston, Ontario, Canada*. '72, 336 pp., 93 il., 93 tables, \$21.00
- AN ATLAS OF SURGICAL ANATOMY AND TECHNIQUES OF THE TEMPORAL BONE** by Ralph J. Caparosa, *Univ. of Pittsburgh School of Medicine, Pennsylvania*. Foreword by Raymond E. Jordan. *Medical Illustrations* by Ronald Filer. '72, 136 pp. (8½×11), 108 il. (11 in full color), 1 table, \$18.00
- ROENTGENOGRAPHY AND ROENTGENOLOGY OF THE TEMPORAL BONE, MIDDLE EAR, AND MASTOID PROCESS (2nd Ed.)** by Lewis E. Etter, *Univ. of Pittsburgh, Pennsylvania*. With the Collaboration of Merle J. Stuart and the late Lawrence C. Cross. With a Section on Plesiosectional Tomography by Marc S. Lapayowker and Margaret J. McGann. Foreword by the late Theodore E. Walsh. '72, 240 pp. (8½×11), 225 il., \$17.00
- OTITIS MEDIA: Proceedings of the National Conference, Callier Hearing and Speech Center, Dallas, Texas** edited by Aram Glorig, *Callier Hearing and Speech Center, Dallas*, and Kenneth S. Gerwin, *Georgetown Univ. School of Medicine, Washington, D.C.* (42 Contributors). '72, 328 pp. (6¾×9¾), 101 il. (29 in full color), 33 tables, \$14.00
- HEAD INJURY FROM ANTIQUITY TO THE PRESENT WITH SPECIAL REFERENCE TO PENETRATING HEAD WOUNDS** by E. S. Gurdjian, *Wayne State Univ., Detroit, Michigan*. '73, 146 pp., 58 il., 4 tables, \$11.75
- HYPERNASALITY: Considerations in Causes and Treatment Procedures** by Raymond Massengill, Jr., *Duke Univ. Medical Center, Durham, North Carolina*. Contribution by Richard B. Yules. '72, 152 pp., 96 il., \$11.25
- ASSESSMENT OF AIRBORNE PARTICLES: Fundamentals, Applications and Implications to Inhalation Toxicity** edited by Thomas T. Mercer, Paul E. Morrow and Werner Stober, *all of The Univ. of Rochester, New York*. (26 Contributors). '72, 560 pp. (6¾×9¾), 232 il., 58 tables, \$32.75
- ATLAS OF THE HUMAN AND CAT TEMPORAL BONE** by Herbert Silverstein, *Univ. of Pennsylvania Medical School, Philadelphia*. '72, 88 pp. (8½×11), 67 il., \$12.75
- ANESTHESIA: In Otolaryngology and Ophthalmology** by John C. Snow, *Boston Univ. School of Medicine, Massachusetts*. Foreword by Benjamin Kripke. '72, 484 pp., 90 il., 6 tables, \$17.50

Cash with Order  
Outside U.S.A. and Canada  
All European orders  
sent by air, postpaid

**CHARLES C THOMAS · PUBLISHER** 301-327 East Lawrence Avenue **SPRINGFIELD · ILLINOIS U.S.A.**

Please mention *The Journal of Laryngology and Otology* when replying to advertisements

# ALLERGIC RHINITIS

## A completely fresh approach

The unique way in which sodium cromoglycate prevents asthmatic reactions has been the subject of over 150 clinical trials. Prompted by this success, more recent investigators have shown that, in the form of RYNACROM, sodium cromoglycate has a similar protective effect on the nasal mucosa and can provide year-round prophylaxis in allergic rhinitis.<sup>2</sup>



RYNACROM is not a decongestant, anticholinergic, antihistamine or steroid. Its action is unlike any other form of treatment.

In the face of challenge – pollen, house dust, feathers, pets, etc – RYNACROM (sodium cromoglycate) prevents the degranulation of those cells which normally rupture and release histamine and inflammatory agents. Thus regular insufflation of RYNACROM provides continuous prophylaxis from a condition which, hitherto, has been difficult to control symptomatically and even more difficult to prevent. A number of patients who

have failed to respond to other forms of treatment have greatly benefited from RYNACROM!

RYNACROM does not produce inconvenient side effects associated with conventional therapy.

#### References

1. Practitioner 1972 208 671
2. J Laryngol & Otol 1972 86 725

Further information is available from



FISONS LIMITED – PHARMACEUTICAL DIVISION  
Loughborough, Leicestershire, England



# RYNACROM<sup>®</sup>

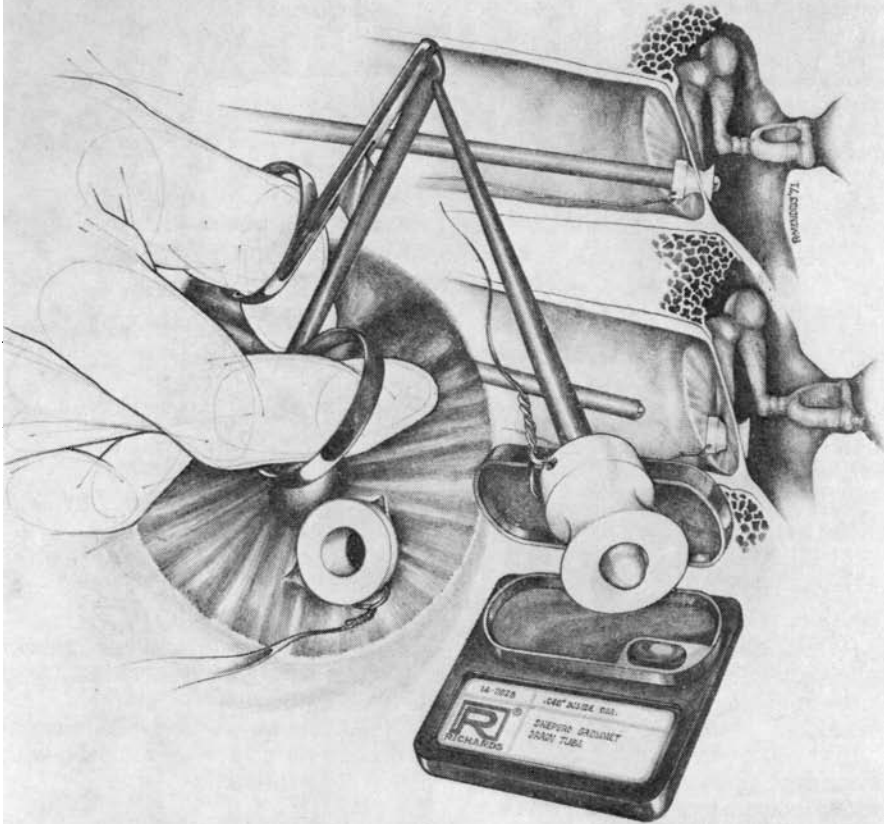
Sodium Cromoglycate BP

## prophylaxis in allergic rhinitis

<sup>®</sup>Registered trade mark

1374

## A Comprehensive Approach to Middle Ear Ventilation



Whether performed in the office or at surgery, routine middle ear ventilation can very well become time-consuming and inconvenient if the implants are difficult to handle and identify, if sterile technique is in question or if the preferred size and style of tube is not available.

Designing and crafting middle ear ventilation tubes, such as the hand finished Shepard Grommet illustrated, is only the first step in Richards efforts to provide the physician a quick, sure means of completing his procedure without difficulty. The availability of tubes in the sizes, materials and configurations preferred, precision inserting instruments in three tube sizes and a safeguard system of reusable sterile packaging and identification are exclusive features that conserve valuable time and help to insure the desired result when Richards middle ear ventilation tubes are specified.



**RICHARDS MANUFACTURING COMPANY, INC.**  
1450 BROOKS RD., MEMPHIS, TENN. 38116, A.C. 901 • 396-2121

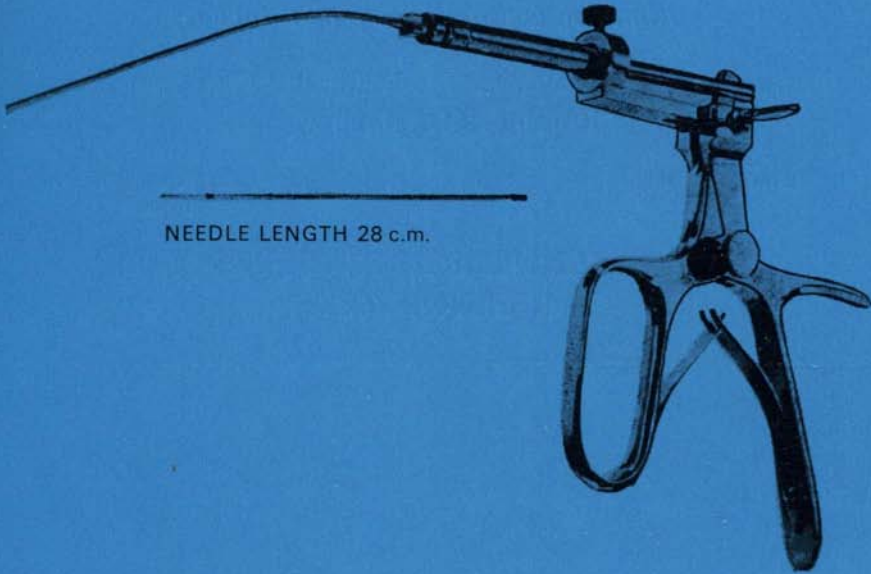
**RICHARDS SURGICAL S.A.**  
RUE DES BEGONIAS NO. 4  
1170 BRUSSELS, BELGIUM

**RICHARDS SURGICAL LTD.**  
130 EAST DRIVE  
BRAMALEA, ONTARIO



# TEFLON PASTE INJECTION SYRINGE

BY P. McKELVIE F.R.C.S., D.L.O.



NEEDLE LENGTH 28 c.m.

The Teflon Paste Syringe was developed to overcome the difficulties experienced with other types of Laryngeal Injection Syringes which were difficult to use and fill, due to the resistance of the Teflon Paste.

DOWN BROS AND MAYER & PHELPS LIMITED  
CHURCH PATH MITCHAM SURREY ENGLAND



DOWN'S SURGICAL GROUP

# THE LARYNGOSCOPE

A Monthly Journal  
devoted to the disease of  
**EAR, NOSE AND THROAT**

*Official organ for the American Laryngological  
Rhinological and Otological Society*

Price \$25.00 per year      Canada \$27.00 per year  
Foreign \$27.00 per year

ESTABLISHED 1896

JOSEPH H. OGURA, M.D.  
EDITOR

222 PINE LAKE ROAD, COLLINSVILLE,  
ILLINOIS 62234

## UNRIVALLED VERTIGO DIAGNOSIS

### Series 3050 Electronystagmograph

The series 3050 Electronystagmograph is the most notable advance in the field of vertigo diagnosis to date. This portable, compact unit provides new high definition fine line recordings from direct writing heated stylus, easy chart loading with minimal chart waste, and dual speed drive, 5 and 10 mm per sec. Nystagmus duration and intensity are recorded free of distortion or artifact thanks to highly stable, high performance circuitry. Patient safety stringently observed.

The 3050 electronystagmograph is another product of Watson Victor's long experience — it's fully transistorised and measures a most compact 12" x 12" x 5". Power requirements: 240 Volt 50Hz or 110 Volt 60Hz. This includes the powering of inbuilt calibration lights.

U.K. Distributors: **AMPLIVOX**  
Beresford Ave, Wembley, Middlesex, England.



## AMPLIVOX



Beresford Ave.,  
Wembley,  
Middlesex,  
England.

Please forward me  
further information  
on the Cardiotrace  
3050 Electro-  
nystagmograph

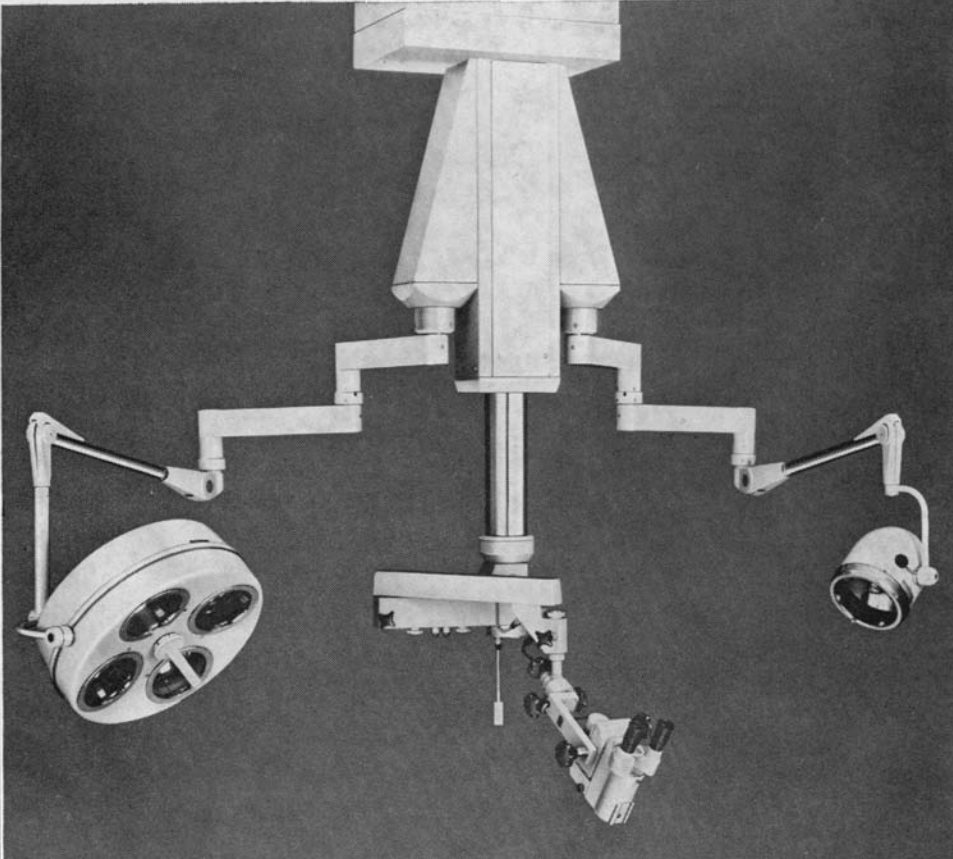
Name .....

Address .....

SPS9.411.486A

# ZEISS

## Ceiling Suspension Unit



### for all Zeiss Operating Microscopes

Now available with a mounting for two Hanau Lamps providing complete flexibility of the positioning of either lamp. A choice of alternative Hanau Lamp models and combinations of lamps can be made.

The Zeiss Ceiling Suspension Unit is ideal for both existing as well as new surgical units. The microscope is lowered and raised by a hand or

foot control and it can be kept in a complete assembled condition for maximum ease of setting-up by the surgeon and for reduction in wear and tear of the instrument.

Full details from the sole UK agents for Carl Zeiss of West Germany, Degenhardt and Co Ltd 31/36 Foley St London W1P 8AP 01-636 8050

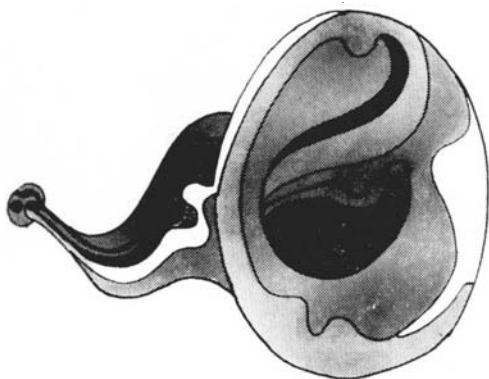
# ZEISS



West  
Germany

# Degenhardt

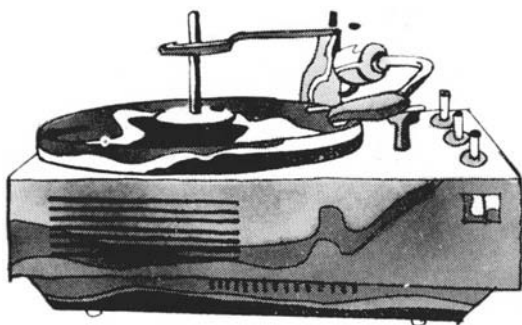
for old ears...



for cold ears...



for musical ears...



for mysterious ears...



for medical ears...




for patient ears...

Anti-infective/anti-inflammatory, OTOSPORIN\*  
Drops contain polymyxin B sulphate, neomycin sulphate and hydrocortisone.  
Supplied in dropper bottles of 5 ml.

\*Trade Mark

Full information is available on request.



# OTOSPORIN clears infected ears



Wellcome

Burroughs Wellcome & Co. (The Wellcome Foundation Ltd.) Berkhamsted, Herts.





# the complete de-bugging device

**clears both fungi and bacteria in ear infections**

- \* Antibacterial
  - \* Antifungal
  - \* Anti-inflammatory
  - \* Anti-pruritic
  - \* Penetrant – to ensure rapid tissue contact
- Availability 8ml bottle + dropper

Full information is available on request

**Otoseptil**  
ear drops



Napp Laboratories Limited,  
Watford WD27RA England