

Biases in the production of knowledge on ecosystem services and poverty alleviation

ESTEVE CORBERA, SARA MAESTRE-ANDRÉS, LAURA CALVET-MIR
DAN BROCKINGTON, CAROLINE HOWE and WILLIAM M. ADAMS

Abstract Research into the relationship between ecosystem services and human well-being, including poverty alleviation, has blossomed. However, little is known about who has produced this knowledge, what collaborative patterns and institutional and funding conditions have underpinned it, or what implications these matters may have. To investigate the potential implications of such production for conservation science and practice, we address this by developing a social network analysis of the most prolific writers in the production of knowledge about ecosystem services and poverty alleviation. We show that 70% of these authors are men, most are trained in either the biological sciences or economics and almost none in the humanities. Eighty per cent of authors obtained their PhD from universities in the EU or the USA, and they are currently employed in these regions. The co-authorship network is strongly collaborative, without dominant authors, and with the top 30 most cited scholars being based in the USA and co-authoring frequently. These findings suggest, firstly, that the production of knowledge on ecosystem services and poverty alleviation research has the same geographical and gender biases that characterize knowledge production in other scientific areas and, secondly, that there is an expertise bias that also characterizes other environmental matters. This is despite the fact that the research field of ecosystem services and poverty alleviation, by its nature, requires a multidisciplinary lens. This could be overcome through promoting more extensive collaboration and knowledge co-production.

Keywords Ecosystem services, interdisciplinarity, knowledge co-production, multidisciplinary, poverty, social network analysis, well-being

ESTEVE CORBERA* (Corresponding author, orcid.org/0000-0001-7970-4411)
Institute of Environmental Science and Technology & Department of Geography, Universitat Autònoma de Barcelona, Barcelona, Catalunya, Spain.
E-mail esteve.corbera@uab.cat

LAURA CALVET-MIR† and SARA MAESTRE-ANDRÉS Institute of Environmental Science and Technology, Universitat Autònoma de Barcelona, Barcelona, Catalunya, Spain

DAN BROCKINGTON Sheffield Institute for International Development, The University of Sheffield, Sheffield, UK

CAROLINE HOWE Centre for Environmental Policy, Faculty of Natural Sciences, Imperial College London, London, UK

WILLIAM M. ADAMS Department of Geography, University of Cambridge, Cambridge, UK

*Also at: Institució Catalana d'Estudis i Recerca Avançats, Barcelona, Catalunya, Spain

†Also at: Internet Interdisciplinary Institute, Universitat Oberta de Catalunya, Barcelona, Spain

Received 15 November 2019. Revision requested 20 May 2020.
Accepted 21 September 2020. First published online 17 May 2021.

Supplementary material for this article is available at doi.org/10.1017/S0030605320000940

Introduction

Since the 1990s, research into the relationship between ecosystem services and human well-being, including poverty alleviation, has blossomed (Sandifer et al., 2015; Grima et al., 2019). This burgeoning literature owes its existence, in part at least, to the scientific foundations laid by the Millennium Ecosystem Assessment (2005), and to a number of research programmes, including the Natural Capital Project (at Stanford University, USA, from 2006) and the Ecosystem Services for Poverty Alleviation programme, established in the UK in 2008 (Ecosystem Services for Poverty Alleviation Programme, 2018; Natural Capital Project, 2019). By mid 2019 the Natural Capital Project had produced > 600 publications and the Ecosystem Services for Poverty Alleviation programme > 400. Other research programmes exploring linkages between ecosystem services and well-being include the Valuing Nature Network in the UK, and several funding calls under the EU's 7th Framework, Horizon 2020 and Biodiversa programmes.

It is increasingly recognized that it matters where and how knowledge about society and environment is generated (Müller, 2021) and there is increasing attention to the role of international scientific networks in producing knowledge about global environmental problems and influencing policy-making (Mitchell et al., 2006). Patterns in the production of knowledge about ecosystems services and poverty are of particular relevance as poverty rates and direct dependence on ecosystem services are highest in the Global South (Suich et al., 2015), yet many researchers are based in the Global North. The most highly cited articles (i.e. those with > 100 citations) on global ecosystem services were written by authors from the USA, Canada and the EU (Zhang et al., 2019). Analyses of the Intergovernmental Science-Policy Platform on Biodiversity and Ecosystem Services (IPBES) has shown that the balance of regions, genders, disciplines and knowledge systems is still disproportionately dominated by male natural scientists from the Global North (Montana & Borie, 2016; Timpote et al., 2017; Díaz-Reviriego et al., 2019), patterns previously observed within the Intergovernmental Panel on Climate Change (Hulme & Mahoney, 2010; Castree et al., 2014; Corbera et al., 2016; Gay-Antaki & Liverman, 2018).

Researching the linkages between ecosystems, development and poverty ideally requires an interdisciplinary approach, combining natural science with the insights of economics and other social sciences (Daw et al., 2011; Howe et al., 2014; Chaigneau et al., 2019). We, for example, have backgrounds in environmental science, geography, anthropology and zoology. Yet research on the values of nature can be dominated by particular disciplines, such as economics, at the expense of other forms of evaluation (Kallis et al., 2013; Hansjürgens et al., 2017). Disciplinary backgrounds shape and potentially limit the understanding of what poverty means (for example, with respect to gender; Agarwal, 2010), which dimensions of poverty count, which aspects of ecosystem services matter and the nature of the multiple relationships between poverty and ecosystem services (Howe et al., 2018). Understanding how knowledge about ecosystem services and poverty alleviation is generated is therefore important.

Here we apply social network analysis to the production of scientific knowledge on ecosystem services and poverty alleviation. We investigate who wrote the most cited peer-reviewed publications during January 1990–May 2016 and where they have published; which collaborative networks have emerged and how these relate to the authors' disciplinary backgrounds and country of employment; and which institutions and funding sources have supported the reported research. We pay particular attention to the role played by the Natural Capital Project and the Ecosystem Services for Poverty Alleviation programme because of the breadth and size of their published outputs up to May 2016 (> 700 papers).

Methods

To identify the most relevant producers of academic knowledge in the field of ecosystem services and poverty, we conducted a multi-stage data selection and screening process. We conducted a term-based search in Web of Science (Clarivate Analytics, Philadelphia, USA) of all published academic documents (peer reviewed journal articles, books, book chapters and conference proceedings) in English, published during January 1990–May 2016 that contained at least one combination of key terms in the abstract and/or main text: (ecosystem service*, OR environment* service*, OR ecosystem* approach*, OR ecosystem good*, OR environment* good*, OR environment* benefit*, OR ecosystem benefit*) AND (poverty, OR poverty eradicat*, OR poverty alleviat*, OR poverty eliminat*, OR poverty reduc*, OR anti-poverty, OR pro-poor, OR well-being, OR wellbeing, OR prosperity, OR equality, OR inequality).

We selected this period to reflect the increase of literature on ecosystem services and poverty, and the work of the Natural Capital Project and Ecosystem Services for Poverty Alleviation programme before the rise of IPBES and its

development of new terminology based on the concept of nature's contributions to people (Pascual et al., 2017).

The search returned 1,430 publications. We recognize that our search excluded papers published in languages other than English, and that alternative search terms could have been used. However, we are confident that our sample is sufficiently comprehensive to allow us to address our research questions. For each publication, we extracted the following information: author(s), title, outlet, number of citations received by each paper at the time of collection, year, volume, issue, pages, digital object identifier, funding and acknowledgements (Supplementary Material 1). Additionally, we noted if the article had been funded by the Natural Capital Project and/or the Ecosystem Services for Poverty Alleviation programme by examining whether these programmes were mentioned in the articles' funding or acknowledgements sections, as well as by comparing the titles from our primary search with the overall published outputs of both programmes, as available on the programmes' websites in May 2016.

The 1,430 publications involved 4,849 authors. We ranked these authors by the total number of citations that their articles in the sample had received, distinguishing between authors who had published only one article and those who had published more than one (Supplementary Material 1, Supplementary Fig. 1). We then noted the point at which the curve of those who had written more than one publication started to decline steadily, which corresponded to the author with 24 citations and ranked in the 409th position. In doing so we aimed to exclude authors who, for example, had participated in only one highly cited publication or whose work had not been extensively cited. We thus consider these top 409 authors as those more relevant in the production of knowledge on ecosystem services and poverty.

We read the abstracts of the articles written by these 409 authors to ensure that the articles dealt with both ecosystem services and poverty (or a similar concern or qualification, such as equality or inequality, and poverty alleviation). We found two articles focused on other topics, and thus excluded the authors of these articles. We then collected professional data for the remaining 407 authors, using their most recent curriculum vitae, accessed through the public webpage of their institution or other public webpages (ResearchGate, Google Scholar, Academia). If a curriculum vitae was not available, we extracted information from the author's institutional webpage or from other sources referring to the researcher (e.g. professional biographies for conferences). If we could not locate all of the required information for an author, we corresponded with them, explaining our research and requesting their latest curriculum vitae. We could not obtain professional data for 6 authors, resulting in a final sample of 401 authors.

For these 401 authors, we collected data on their gender based on photographs available online. We recognize the

TABLE 1 Social network measures considered in this research.

Social measures	Explanation
Network	
Nodes	Size or number of nodes in the social network. The minimum number of nodes is two. When visually represented, larger nodes in a network mean they have a higher degree of connections in the network than smaller nodes.
Components	Refers to the number of connected subgraphs in which all nodes are in contact with each other. The minimum number of components is one, & the fewer the number of components in a social network, the more connected such a network is. A large number of components indicates the existence of subnetworks that may or not be connected to each other.
Density	The number of links in a social network, expressed as a proportion of the maximum possible number of links. A density score of 1 indicates all nodes are directly tied to one another, & a density score of 0 indicates no nodes are connected.
Centralization index	Expresses the tendency for a few nodes in a social network to have many ties (expressed as a per cent). A centralization score of 100% indicates that all ties link to one node, & a score of 0% indicates a fully connected network, where all nodes are directly connected to each other.
Individual	
Degree centrality	Indicates the number of direct ties a node has to another node.
Betweenness centrality	Indicates the number of times a node rests on the geodesic (shortest path) between two other nodes. Theoretically, if a node in a network rests between many other nodes, then this node has the chance to withhold or distort any information it receives, thereby influencing the whole network.

problems of using this method and binary classification, but authors' pronouns were not generally available. We recorded each author's PhD granting institution and country, with countries further coded using the United Nations country group categories: EU, North America, Latin America (including Mexico), Sub-Saharan Africa, Middle East and North Africa, Asia, and Oceania. We recorded the authors' academic discipline based on their PhD subject area, as ecology and conservation biology, biological sciences (other than ecology and conservation biology), physical sciences, humanities, social sciences (excluding economics), economics, and engineering. We collected data on both past and current employment institutions, including name and country, as well as participation in international research initiatives, such as IPBES. Authors for whom we could not locate data on their PhD country, PhD region or PhD discipline were treated as missing data (recorded as 'no data' in the results, below). In the case of 23 authors we were unable to locate a complete history of post-PhD employment institutions. To examine co-authorship patterns, we identified the number of publications that each of the 401 authors had written with others from within the sample of 401 authors. We also classified the outlets where the articles of the primary search had been published and ranked these in terms of occurrences and the total number of citations received by the articles of each outlet (Supplementary Material 1).

We used *Ucinet6* (Borgatti et al., 2002) and *Netdraw* (Borgatti, 2002) to examine how the 401 authors collaborated with each other, and which institutions and career pathways the authors shared. We calculated four network-level measures (Table 1), examining the level of cohesion or fragmentation and the existence of leaders in terms of connectivity (Borgatti et al., 2009). We also calculated two

individual-level centrality measures, widely recognized as reliable indicators of prestige: degree centrality (Wasserman & Faust, 1994) and brokering capability (betweenness centrality; Burt et al., 2013). In social network theory, nodes with high degree centrality in the network are those with a high number of ties and that are key in mobilizing the network and bringing other nodes together. Nodes with high betweenness centrality are those that more frequently bridge across two other nodes. Here, authors with high degree centrality represent those who have more connections with other authors in the network (e.g. in terms of shared publications), and institutions with high betweenness centrality are those that more often connect two other institutions through the authors' career pathways. These authors and institutions can be considered as important individuals and places in terms of knowledge production, circulation and dissemination, and in the formation of epistemic communities (Phelps et al., 2012). We developed three types of network: the co-authoring network of the 401 authors, by gender; the co-authoring network of the 30 highest-ranked authors in terms of the total citations to their papers in the primary search sample, by gender and employment region; and the network of the 30 institutions that more often act as key bridges in the authors' career pathways, by betweenness score (Supplementary Material 1).

Results

Authors' publishing outlets, disciplines and institutional backgrounds

The total sample of searched articles shows an exponential growth in publication volume, particularly from 2009 onwards (Fig. 1). These articles have been published in a

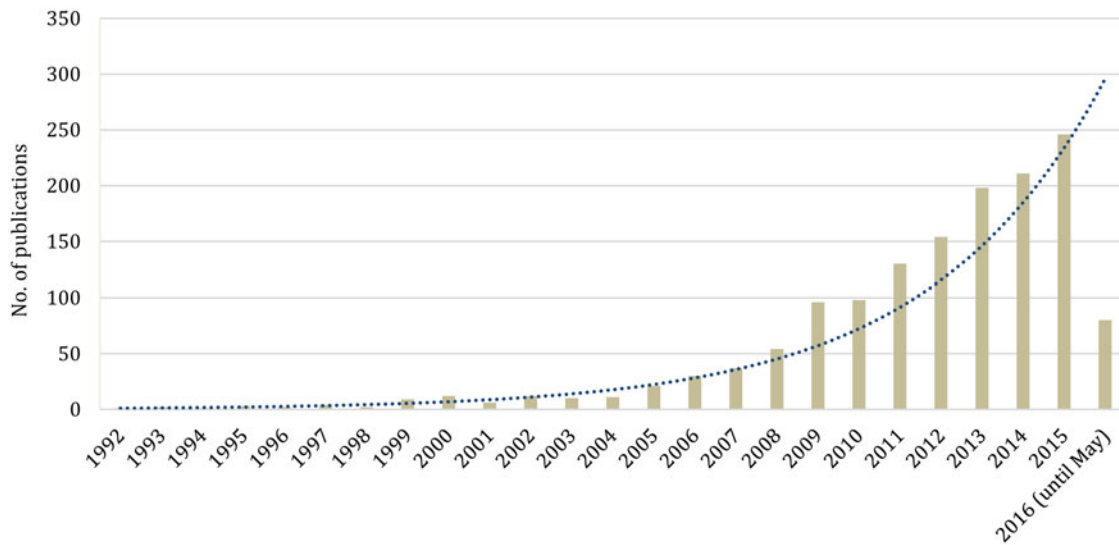


Fig. 1 Number of publications in the primary search article sample by year. Note that we searched only up to May 2016. The dotted line is an exponential trend line.

total of 537 outlets or academic proceedings, across a wide range of disciplines. However, almost half of the publications (602 of 1,430) were published in only 29 journals, which represent 61% of the total number of citations that the 1,430 articles accumulated over the study period (12,771 of 20,938). The top-10 journals in terms of number of articles published were (in order): *Ecological Economics*, *Ecology & Society*, *Ecosystem Services*, *Land Use Policy*, *Proceedings of the National Academy of Sciences of the United States of America (PNAS)*, *Ecological Indicators*, *PLOS ONE*, *BioScience*, *Global Environmental Change*, and *Landscape and Urban Planning*. The top-10 journals in terms of accumulated citations were (in order): *PNAS*, *Ecological Economics*, *Ecology & Society*, *Conservation Biology*, *Frontiers in Ecology and the Environment*, *Ecology Letters*, *World Development*, *Science*, *BioScience* and the *Philosophical Transactions of the Royal Society B—Biological Sciences*. The lead authors were unevenly distributed geographically: 27% were based in North American institutions (Canada, 3%; USA, 24%), 38% in Europe, 7% in Australia, 14% in Asia, Latin America, Middle East and North Africa, and Sub-Saharan Africa, 3% in international institutions, and we could not find affiliation information for 11% of the authors (Supplementary Material 1).

Of the 401 authors with at least two publications and ≥ 24 citations, 69% were men and 31% women, and 60% had a background in ecology and conservation biology, biological sciences or physical sciences, followed by economics (14%; Table 2). There were few authors from the humanities. The gender imbalance was greater amongst those with an ecology, biological or physical sciences background and less so in those from the social sciences and humanities (Table 2). Approximately 80% of these 401 authors received their PhD from academic institutions in the EU, USA or Canada. The most common countries of PhD training were

TABLE 2 Gender and PhD discipline of the 401 authors with at least two publications and ≥ 24 citations.

PhD discipline	Number of authors by gender		Total
	Women	Men	
No PhD	8	8	16
Ecology & conservation biology	37	78	115
Biological sciences (other than ecology & conservation biology)	28	70	98
Physical sciences	11	17	28
Humanities	4	5	9
Social sciences	21	27	48
Economics	12	43	55
Engineering	0	4	4
No data	4	24	28
Total	125	276	401

the USA (126 authors) and the UK (79 authors; Table 3). There was a similar pattern regarding employment: 80% were based in the EU or North America, with 120 and 76 in the USA and UK, respectively. This mirrors the geographical distribution of the lead authors in the full sample of articles. Regarding mobility between PhD training and current employment, 80 and 85% of the authors received their PhD in the EU or in North America, respectively, and are currently working in the same region; 58% of those who work in Sub-Saharan Africa, and 30% of those who work in Latin America, received their PhD in EU- or USA-based institutions (Table 3).

Collaboration patterns and institutional trajectories

The 401 nodes (i.e. authors) of the co-authorship network (Fig. 2) fell into 41 components. Overall the network was

TABLE 3 The PhD and employment regions of the 401 authors with at least two publications and ≥ 24 citations.

Employment region	Region where PhD awarded									Total
	No PhD	EU	North America	Latin America	Sub-Saharan Africa	Middle East & North Africa	Asia	Oceania	No data	
EU	3	140	10	0	1	0	0	3	19	176
North America ¹	10	7	119	0	0	0	0	1	3	140
Latin America ²	2	3	2	3	0	0	0	1	0	11
Sub-Saharan Africa	0	4	1	1	14	0	0	1	3	24
Asia	0	3	3	0	0	0	5	1	5	17
Oceania	1	6	5	0	2	1	1	15	2	33
Total	16	163	140	4	17	1	6	22	32	401

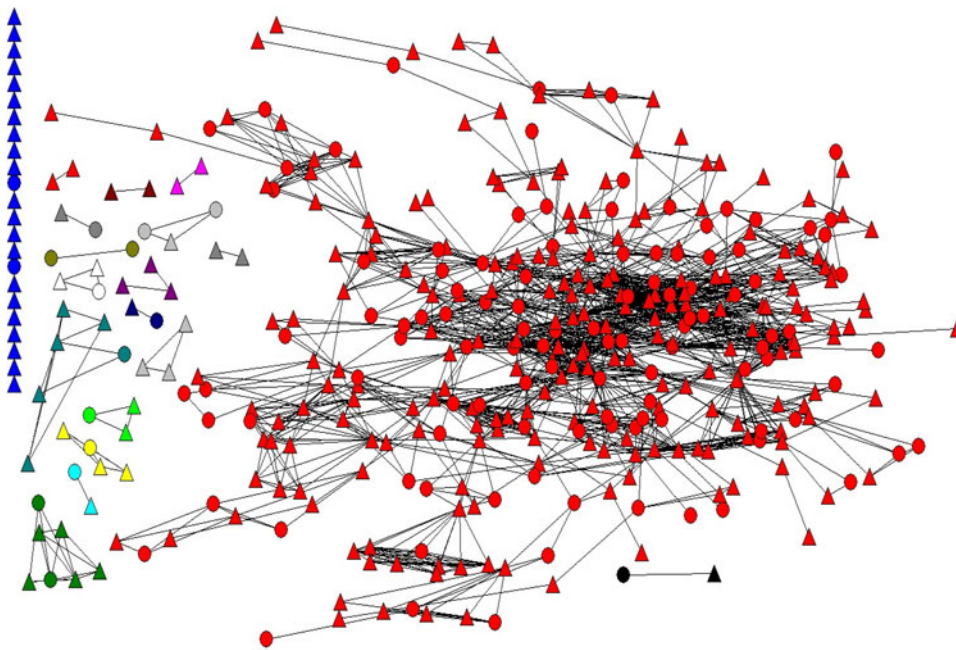
¹USA and Canada.²Including Mexico.

FIG. 2 Co-authoring network of the 401 authors with at least two publications and ≥ 24 citations, by gender (triangles, men; circles, women). Each node represents an author and a line between two nodes indicates that the authors co-authored at least one paper together. Colours distinguish the network's components, with red indicating the component involving the large majority of authors with more frequent co-authorship, and blue indicating the 23 authors who have not co-authored with others. Other colours identify smaller components involving authors who have co-authored together but have not co-authored with those of the central component.

not strongly centralized: its centralization index was 2.16%, reflecting a lack of dominant authors. Its density of 0.0287 indicates a modest but significant number of ties between authors. The main component of the network comprised 328 authors who had co-authored more than one paper together, reflecting a strongly collaborative network. The figure has a few standalone components indicating smaller communities of authors who have published together but are disconnected from the central component. Twenty-three authors had not co-authored with others and constituted a single component each.

In the co-authoring network of the 30 authors whose articles of the primary search sample had received more citations overall (eight women and 22 men), most were based in the EU and North America (Fig. 3). Authors based in

North America had co-authored more with other top-cited authors. Three people (Daily, Balvanera and Cramer) had the highest level of collaboration and appeared centrally in the network, followed by Mooney, Lavorel, Duraiappah and Kareiva.

By comparing these 30 most-cited authors with the authors who had highest degree and betweenness scores we can examine the relationships between citations, collaboration and brokering (Table 4). Seven authors (Mooney, Balvanera, Polasky, Daily, Scholes, Cramer, Lavorel) were particularly well-cited, co-authored extensively, and acted as bridges across the overall authoring network (with high degree and betweenness centrality scores). Three other authors (Smith, Rounsevell, Leemans) were well-cited and acted as network-brokering nodes but had not co-authored

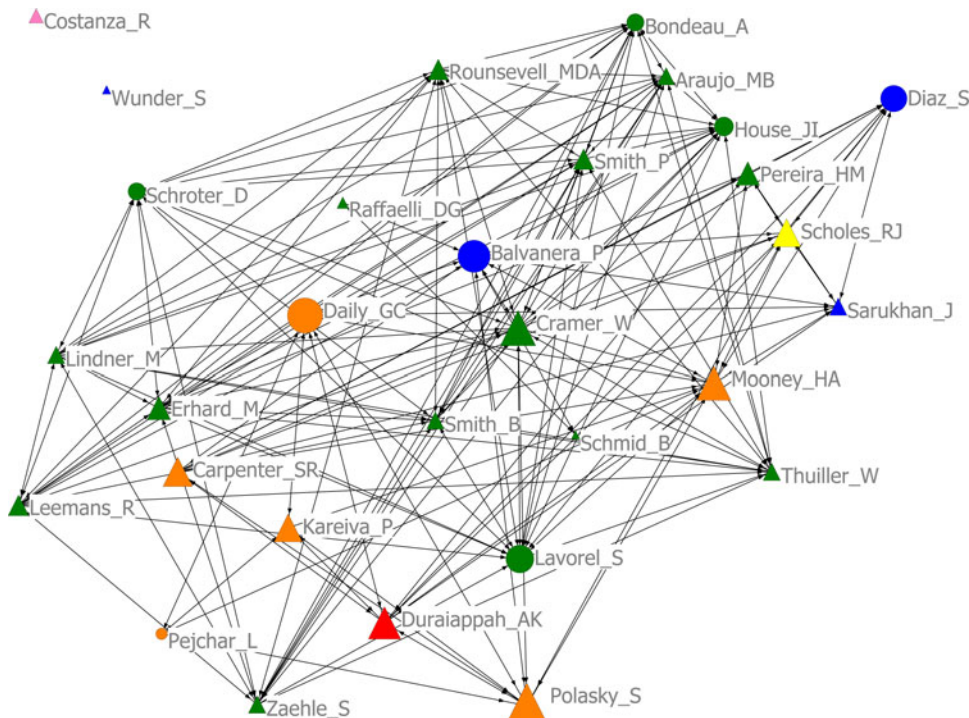


FIG. 3 Co-authoring network of the 30 highest-ranked authors in terms of the number of citations received by their articles (first column, Table 4), by gender (triangles, men; circles, women) and employment country (green, Europe; orange, North America; blue, Latin America (including Mexico); yellow, Sub-Saharan Africa; red, Asia; pink, Oceania). Each node represents an author and lines between nodes indicate that the two authors co-authored at least one paper together. Node size indicates degree score: larger nodes represent those who have co-authored more with others and smaller nodes represent those who have co-authored less. The authors displayed belong to the central network component (in red) of Fig. 2.

as much as others (in the top categories for citations and betweenness; Table 4). Three other authors (Carpenter, Duraiaappah, Kareiva) featured in the top cited and top degree lists (i.e. they were well-cited and co-authored extensively). Seven authors (Folke, Biggs, Chan, Egoh, Reyers, Elmqvist, Martin-López) featured in the top degree and betweenness lists; i.e. they published many joint papers and were key network-brokering nodes in the authorship network. In these patterns, forms of academic authority and influence (e.g. in terms of citations, level of collaboration and brokering capability) are not necessarily correlated.

With respect to authors' career trajectories, including the institutions within which they undertook their PhD and where they have worked, the top five institutions were the Universities of Stanford, Oxford, East Anglia, Maryland and California (Berkeley) (Fig. 4). Most of the top-30 institutions in terms of betweenness centrality scores were located in the USA and the EU. Only Stellenbosch University, and four international research initiatives (the Millennium Ecosystem Assessment, United Nations Environment Programme, IPBES, and The Economics of Ecosystems and Biodiversity), had a similar degree of influence (Table 5).

Influence of the Natural Capital Project and the Ecosystem Services for Poverty Alleviation programme

By the time we collected our data (May 2016) the Natural Capital Project and the Ecosystem Services for Poverty

Alleviation programme had resulted in 374 and 343 peer-reviewed articles, respectively. In our sample of 1,430 papers, only 28 (written by 165 authors) were supported by funding from the Natural Capital Project and only 19 (87 authors) were supported by funding from the Ecosystem Services for Poverty Alleviation programme; i.e. only c. 3% of the articles we identified acknowledged support from these two funding programmes.

Only one of the authors funded by the Ecosystem Services for Poverty Alleviation programme (Rounsevell) was in the 30 top cited authors, six were in the 30 top betweenness authors (Biggs, Mace, Martin, Reyes, Rounsevell, Williams), and four were in the 30 top degree authors (Biggs, Martin, Petersen, Reyes). For authors funded by the Natural Capital Project, 10 are in the 30 top cited authors (Balvanera, Carpenter, Cramer, Daily, Duraiaappah, Kareiva, Mooney, Pejchar, Polasky, Scholes), 15 are in the 30 top betweenness authors and 24 in the 30 top degree authors. Only three authors among the 30 top betweenness and degree scores (Biggs, Martin, Reyes) have authored articles funded by at least one of the funding schemes, and only seven authors contributed to articles funded by both programmes (Biggs, Brown, Johnson, Martin, Reyes, Vira, Wang).

Discussion

The first finding from our analysis is that most knowledge produced on ecosystem services and poverty within our

TABLE 4 Top 30 authors ranked according to the number of citations received by their articles, and their betweenness and degree scores, in decreasing order. For the full data set, see Supplementary Material 1.

Top number of citations	Top betweenness score	Top degree score
Mooney_HA ¹	Cramer_W ¹	Polasky_S ¹
Balvanera_P* ¹	Reyers_B* ²	Reyers_B* ²
Carpenter_SR ³	Polasky_S ¹	Daily_GC* ¹
Polasky_S ¹	Rounsevell_MDA ⁴	Ruckelshaus_M ⁵
Schmid_B ⁵	Mace_GM* ⁵	Egoh_BN ²
Raffaelli_DG ⁵	Armsworth_PR ⁵	Guerry_AD ⁵
Kareiva_P ³	Lavorel_S* ¹	Balvanera_P* ¹
Daily_GC* ¹	Elmqvist_T ²	Folke_C ²
Wunder_S ⁵	Mooney_HA ¹	Mooney_HA ¹
Pejchar_L* ⁵	Smith_P ⁴	Kareiva_P ³
Smith_P ⁴	Martin_lopez_B* ²	Martin_lopez_B* ²
Rounsevell_MDA ⁴	White_PCL ⁵	Cramer_W ¹
House_JI* ⁵	Chapin_FS ⁵	Chan_KMA ²
Scholes_RJ ¹	Leemans_R ⁴	Elmqvist_T ²
Costanza_R ⁵	Williams_M ⁵	Biggs_R ²
Cramer_W ¹	Leimona_B ⁵	Tallis_H* ⁵
Diaz_S* ⁵	Hallstrom_LK ⁵	Carpenter_SR ³
Lavorel_S* ¹	De_groot_R ⁵	Ouyang_ZY ⁵
Thuiller_W ⁵	Rudd_MA ⁵	Gaston_KJ ⁵
Araujo_MB ⁵	Balvanera_P* ¹	Duraiappah_AK ³
Leemans_R ⁴	Egoh_BN ²	Gould_RK ⁵
Sarukhan_J ⁵	Daily_GC* ¹	Peterson_GD ⁵
Bondeau_A* ⁵	Ferraro_PJ ⁵	Scholes_RJ ¹
Pereira_HM ⁵	Chan_KMA ²	Ricketts_TH ⁵
Erhard_M ⁵	Biggs_R ²	Lavorel_S* ¹
Schroter_D* ⁵	Bohensky_EL ⁵	Bennett_EM ⁵
Zaehle_S ⁵	Scholes_RJ ¹	Irvine_KN ⁵
Smith_B ⁵	Folke_C ²	Keeler_BL ⁵
Lindner_M ⁵	Nagendra_H ⁵	Klain_SC ⁵
Duraiappah_AK ³	Robinson_DA ⁵	Feldman_MW ⁵

*Author is a woman.

¹Present in all three categories.

²Present in the top betweenness and degree categories.

³Present in the top cited and degree categories.

⁴Present in the top cited and betweenness categories.

⁵Present in only one of the three categories.

sample was authored by scholars based in the EU and North America. This reflects the strong Northern bias common in the peer-reviewed scientific literature. Countries, institutions and authors based in the Global North act as hubs in the production of knowledge across disciplines and issues (Pasgaard et al., 2012; Manzano-Agugliaro et al., 2013; Pan & Vira, 2019; Ramos et al., 2019; Ramos-Rincón et al., 2019). In some fields of enquiry, such as renewable energy, this pattern may be changing as researchers in China, India, Brazil and South Africa increase participation in international research networks and publish in more highly cited journals (Rizzi et al., 2014). However, we did not find such a trend in our analysis, nor is this the case in the ecosystem services literature more broadly (Zhang et al., 2019).

Our second finding is the centrality of ecology, biological and physical sciences, and economics to research on the links between ecosystem services and poverty. The social sciences have made limited contributions. Thus, as in other fields where more multidisciplinary and multi-country research efforts would seem to be called for, social scientists (with the exception of economists) and scholars from the humanities have had a minimal role (Castree et al., 2014; Vadrot et al., 2016). The distribution of skills and expertise also suggests that the networks producing most research on ecosystem services and poverty alleviation have concentrated on the natural science and economic questions around ecosystem services rather than the social science questions around poverty alleviation. Social science disciplines, such as sociology, psychology, political science or geography, can offer valuable insights into poverty dynamics and their intersection with ecosystem services (e.g. issues of gender, resource governance, law, policy, livelihoods and cultural understandings of nature). Neglect of these issues is a recognized problem in research on natural resource governance for both conservation and development (Brockington et al., 2018). Research on ecosystem services and poverty alleviation may require wider interdisciplinary collaborations than have so far dominated.

Our third finding is that there is a gender gap in the production of knowledge about ecosystem services and poverty. The dominance of men among authors and across all backgrounds reflects the pattern observed in most scientific disciplines and in the publication of peer-reviewed articles (Barrios et al., 2013; Astegiano et al., 2019), although the pattern does not hold for all academic fields: e.g. molecular biology and psychology include more women than men, at least at PhD level (Leslie et al., 2015). However, our analysis also shows that a small number of female authors are highly cited and play a key role in the networks producing knowledge. Again, this reflects broader patterns in science; the citation-based impact of the research conducted by the two genders is similar (Barrios et al., 2013; Astegiano et al., 2019). In the context of IPBES, it has been argued that the dominance of natural scientists (and the limited involvement of women and Indigenous people) may have foreclosed 'the option of including incommensurable and dissenting perspectives and knowledges' (Díaz-Reviriego et al., 2019, p. 6), with implications for the depth and breadth of insights, as well as for the social legitimacy and representativeness of policy recommendations emerging (Banerjee & Bell, 2007; MacGregor, 2009; Carey et al., 2016). Understanding of the role of ecosystem services in poverty alleviation may require more gender-balanced collaborations than have so far been achieved.

Our fourth finding, unexpectedly, is that the Natural Capital Project and the Ecosystem Services for Poverty Alleviation programme have had relatively little impact on the number of peer-reviewed publications about ecosystem

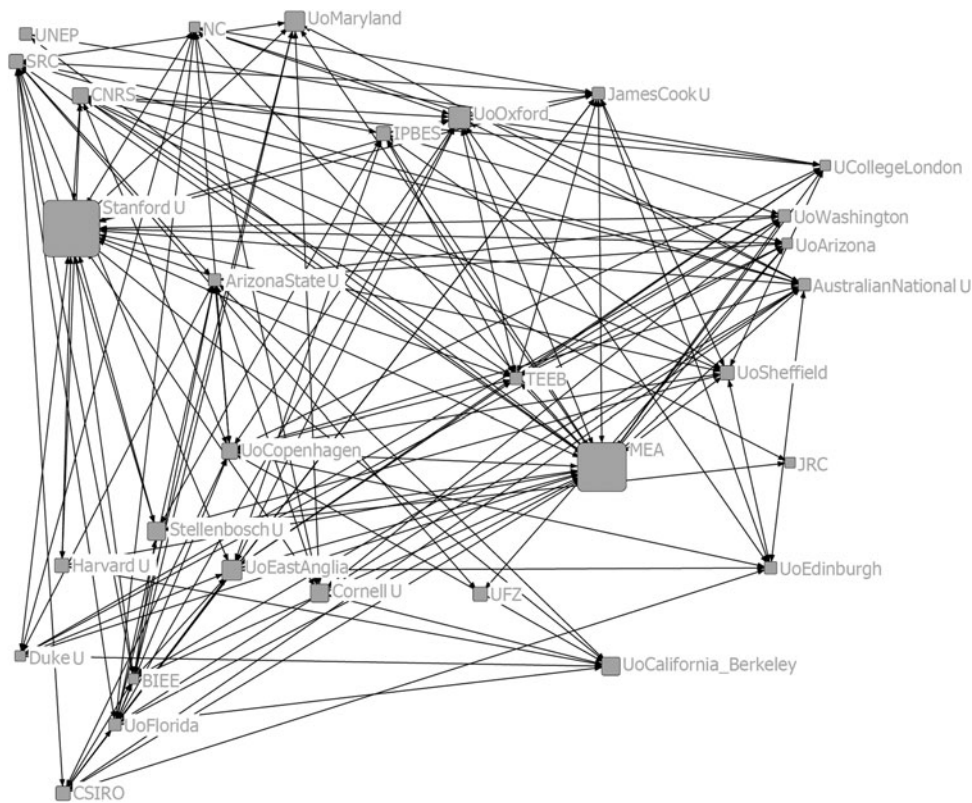


FIG. 4 Network of the top 30 institutions and organizations based on their betweenness scores. Lines between institutions indicate that at least one author has been in both institutions throughout their career. Node size indicates betweenness scores: larger nodes represent institutions that more frequently act as a bridge between two other institutions in the authors' careers and smaller nodes represent those that appear less frequently.

services and poverty over the study period. Neither initiative is strongly represented in the literature we analysed (having apparently supported the research published in < 3 % of the articles in our sample of 1,430), or to have strongly influenced patterns of collaboration amongst authors. Neither appears to have played a foundational role in the co-authoring network. The Natural Capital Project is linked to more papers, which is not that surprising as it began 2 years earlier. Authors funded by it are strongly represented among the most cited authors, with half acting as key network brokers and > 75% being among the most collaborative, but most papers in our sample derived funding from other sources. It appears that most of the research funded by these initiatives in our sample did not have a central analytical focus on poverty. This is surprising, given that both aimed to produce research concerned with human wellbeing and poverty alleviation, and because many of the authors in these networks did obtain funding from these programmes. This may reflect the practical difficulties of making the connection between ecosystem services and poverty alleviation, and/or that more specialized research to advance understanding of ecosystems tends to be published before research on their contribution to poverty alleviation. However, we concluded our data collection in 2016, before all the outputs of the Ecosystem Services for Poverty Alleviation programme had been published, and as a result we may not have captured all papers reporting funded research that focused on poverty issues.

In conclusion, our findings suggest that a range of changes are required to the way the production of knowledge on ecosystem services and poverty is organized. There is a need to broaden the geography of knowledge production and the disciplinary range of research, and to address gender gaps and to focus research funding on issues of poverty as well as on ecosystem science. In particular, we identify four opportunities to improve the system of knowledge production on ecosystem services and poverty. Firstly, we see potential for more extensive collaboration and knowledge co-production across disciplines, as the study of the relationship between ecosystem services and poverty requires an interdisciplinary lens to be fully understood and acted upon. Secondly, we see a need to increase the involvement and centrality of researchers based in the Global South in publication networks, suggesting that increasing no-fee access to high impact factor journals, and efforts by Northern researchers to read and cite the work of scholars outside the Northern scientific mainstream are important. Thirdly, there is a need to promote the role of Southern researchers in research design and leadership. There is a role here for funding programmes to actively seek inputs from these individuals to research agenda design, and to encourage them to lead research projects. Fourthly, we see potential to draw activists and practitioners, especially from traditionally disempowered minorities, into the production of knowledge about ecosystem services and poverty, to maximize the range of insights brought to understanding this critical conservation and development problem.

TABLE 5 The top 30 institutions and organizations ranked according to their betweenness score, in decreasing order. For the full data set, see Supplementary Material 1.

Top betweenness
Stanford University
Millennium Ecosystem Assessment
University of Oxford
University of East Anglia
University of Maryland
University of California, Berkeley
Stellenbosch University
Cornell University
University of Copenhagen
Centre National de la Recherche Scientifique
Harvard University
Commonwealth Scientific and Industrial Research Organization
Stockholm Resilience Centre
Helmholtz-Zentrum für Umweltforschung
Intergovernmental Science-Policy Platform on Biodiversity and Ecosystem Services
University of Sheffield
The Economics of Ecosystems and Biodiversity
United Nations Environment Programme
James Cook University
University of Florida
Australian National University
University of Washington
University of Edinburgh
Arizona State University
University College London
North Carolina State University
European Commission Joint Research Centre
Duke University
University of Arizona
Baltimore Institute for Ecological Economics

Acknowledgements This research was funded with support from the Ecosystem Services for Poverty Alleviation programme (Grant number NE/M007561/1), which is funded by the UK Department for International Development, the Economic and Social Research Council and the Natural Environment Research Council. EC and SMA note that this article contributes to ICTA-UAB 'María de Maeztu Unit of Excellence' (MDM-2015-0552; MDM-2019-0940). Data collection was supported by Samuel Murphy. We thank Daniel Corbacho-Monné for his help in preparing the figures.

Author contributions Study design: all authors; data collection: SM-A, CH; data analysis: SM-A, LC-M, EC, DB; writing: EC, DB, WMA, with contributions from the other authors.

Conflicts of interest The collection and interpretation of data about the Ecosystem Services for Poverty Alleviation programme that has funded this research and appears in the article, has been conducted independently and objectively. We have been free to analyse the programme's academic outputs, and have not shared the manuscript of this paper with programme managers prior to submission. William M. Adams is an *Oryx* Senior Editor.

Ethical standards This research was approved by the Ethics Committee on Animal and Human Research of the Universitat

Autònoma de Barcelona, and otherwise abided by the *Oryx* guidelines on ethical standards. Data underlying the study are third-party data downloaded from the Web of Science database. The curriculum vitae of the studied authors were obtained through their institutional or personal public websites, and in a few cases they were requested by e-mail and obtained with consent.

References

- AGARWAL, B. (2010) Gender and green governance. In *The Political Economy of Women's Presence Within and Beyond Community Forestry*. Oxford University Press, New Delhi, India.
- ASTEGIANO, J., SEBASTIÁN-GONZÁLEZ, E. & CASTANHO, C.D.T. (2019) Unravelling the gender productivity gap in science: a meta-analytical review. *Royal Society Open Science*, 6, 181566.
- BANERJEE, D. & BELL, M.M. (2007) Ecogender: locating gender in environmental social science. *Society and Natural Resources*, 20, 3–19.
- BARRIOS, M., VILLARROYA, A., OLLÉ, C. & ORTEGA, L. (2013) Gender inequality in scientific production. *Proceedings of the 14th International Society of Scientometrics and Informetrics Conference*, 1, 811–818.
- BORGATTI, S.P. (2002) *NetDraw Software for Network Visualization*. Analytic Technologies, Lexington, USA.
- BORGATTI, S.P., EVERETT, M.-G. & FREEMAN, L.C. (2002) *Ucinet for Windows: Software for Social Network Analysis*. Analytic Technologies, Lexington, USA.
- BORGATTI, S.P., MEHRA, S.P., BRASS, D.J. & LABIANCA, G. (2009) Network analysis in the social sciences. *Science*, 13, 5916: 892–895.
- BROCKINGTON, D., ADAMS, W.M., AGARWAL, B., AGRAWAL, A., BÜSCHER, B., CHHATRE, A. et al. (2018) Working governance for working land. *Science*, 362, 1257.
- BURT, R.S., KILDUFF, M. & TASSELLI, S. (2013) Social network analysis: foundations and frontiers on advantage. *Annual Review of Psychology*, 64, 527–47.
- CAREY, M., JACKSON, M., ANTONELLO, A. & RUSHING, J. (2016) Glaciers, gender, and science: a feminist glaciology framework for global environmental change research. *Progress in Human Geography*, 40, 1–24.
- CASTREE, N., ADAMS, W., BARRY, J., BROCKINGTON, D., BÜSCHER, B., CORBERA, E. et al. (2014) Changing the intellectual climate. *Nature Climate Change*, 4, 763–768.
- CHAIGNEAU, T., BROWN, K., COULTHARD, S., DAW, T.M. & SZABOOVA, L. (2019) Money, use and experience: identifying the mechanisms through which ecosystem services contribute to wellbeing in coastal Kenya and Mozambique. *Ecosystem Services*, 38, 100957.
- CORBERA, E., CALVET-MIR, L., HUGHES, H.R. & PATERSON, M. (2016) Patterns of authorship in the IPCC Working Group III report. *Nature Climate Change*, 6, 94–99.
- DAW, T., BROWN, K., ROSENDO, S. & POMEROY, R. (2011) Applying the ecosystem services concept to poverty alleviation: the need to disaggregate human well-being. *Environmental Conservation*, 38, 370–379.
- DÍAZ-REVIRIEGO, I., TURNHOUT, E. & BECK, S. (2019). Participation and inclusiveness in the intergovernmental science-policy platform on biodiversity and ecosystem services. *Nature Sustainability*, 2, 457–464.
- ECOSYSTEM SERVICES FOR POVERTY ALLEVIATION PROGRAMME (2018) *Ecosystem Services for Poverty Alleviation Programme Website – About*. espa.ac.uk/about/espa [accessed 26 June 2019].
- GAY-ANTAKI, M. & LIVERMAN, D. (2018) Climate for women in climate science: women scientists and the intergovernmental panel

- on climate change. *Proceedings of the National Academy of the United States*, 115, 2060–2065.
- GRIMA, N., FISHER, B., RICKETTS, T. & SONTER, L. (2019) Who benefits from ecosystem services? Analysing recreational moose hunting in Vermont, USA. *Oryx*, 53, 707–715.
- HANSJÜRGENS, B., SCHRÖTER-SCHLAACK, C., BERGHÖFER, A. & LIENHOOP, N. (2017) Justifying social values of nature: economic reasoning beyond self-interested preferences. *Ecosystem Services*, 23, 9–17.
- HOWE, C., CORBERA, E., VIRA, B., BROCKINGTON, D. & ADAMS, W.A. (2018) Distinct positions underpin ecosystem services for poverty alleviation. *Oryx*, 54, 375–382.
- HOWE, C., SUICH, H., VIRA, B. & MACE, G.M. (2014) Creating win-wins from trade-offs? Ecosystem services for human well-being: a meta-analysis of ecosystem service trade-offs and synergies in the real world. *Global Environmental Change*, 28, 263–275.
- HULME, M. & MAHONEY, M. (2010) What do we know about the IPCC? *Progress in Physical Geography*, 34, 705–718.
- KALLIS, G., GÓMEZ-BAGGETHUN, E. & ZOGRAFOS, C. (2013) To value or not to value? That is not the question. *Ecological Economics*, 94, 97–105.
- LESLIE, S.-J., CIMPIAN, A., MEYER, M. & FREELAND, E. (2015) Expectations of brilliance underlie gender distributions across academic disciplines. *Science*, 347, 262–265.
- MACGREGOR, S. (2009) A stranger silence still: the need for feminist social research on climate change. *The Sociological Review*, 57, 124–140.
- MANZANO-AGUGLIARO, F., ALCAYDE, A., MONTOYA, F.G. & ZAPATA-SIERRA, A. (2013) Scientific production of renewable energies worldwide: an overview. *Renewable and Sustainable Energy Reviews*, 18, 134–143.
- MILLENNIUM ECOSYSTEM ASSESSMENT (2005) *Millennium Ecosystem Assessment Ecosystems and Human Well Being: Synthesis Report*. Island Press, Washington, DC, USA.
- MITCHELL, R.B., CASH, D.W. & DICKSON, N.M. (eds) (2006) *Global Environmental Assessments: Information and Influence*. The MIT Press, Cambridge, USA.
- MONTANA, J. & BORIE, M. (2016) IPBES and biodiversity expertise: regional, gender and disciplinary balance in the composition of the interim and 2015 Multidisciplinary Expert Panel. *Conservation Letters*, 9, 138–142.
- MÜLLER, M. (2021) Worlding geography: from linguistic privilege to decolonial anywhere. *Progress in Human Geography*, published online 20 January 2021.
- NATURAL CAPITAL PROJECT (2019) *Natural Capital Website – About*. naturalcapitalproject.stanford.edu/what-is-natural-capital/#who-we-are [accessed 26 June 2019].
- PAN, Y. & VIRA, B. (2019) Exploring natural capital using bibliometrics and social media data. *Ecology and Society*, 24, 5.
- PASCUAL, U., BALVANERA, P., DIAZ, S., PATAKY, G., ROTH, E., STENSEKE, M. et al. (2017) Valuing nature's contributions to people: the IPBES approach. *Current Opinion in Environmental Sustainability*, 26–27, 7–16.
- PASGAARD, M., DALSGAARD, B., MARUYAMA, P.K., SANDEL, B. & STRANGE, N. (2012) Geographical imbalances and divides in the scientific production of climate change knowledge. *Global Environmental Change*, 35, 279–288.
- PHELPS, C., HEIDL, R. & WADHWA, A. (2012) Knowledge, networks, and knowledge networks: a review and research agenda. *Journal of Management*, 38, 1115–1166.
- RAMOS, M.B., KOTERBA, E., ROSI JÚNIOR, J. & TEIXEIRA, M.J. (2019) A bibliometric analysis of the most cited articles in neurocritical care research. *Neurocritical Care*, 31, 365–372.
- RAMOS-RINCÓN, J.M., PINARGOTE-CELORIO, H., BELINCHÓN-ROMERO, I. & GONZÁLEZ-ALCAIDE, G. (2019) A snapshot of pneumonia research activity and collaboration patterns (2001–2015): a global bibliometric analysis. *BMC Medical Research Methodology*, 19, 184.
- RIZZI, F., VAN ECK, N.J. & FREY, M. (2014) The production of scientific knowledge on renewable energies: worldwide trends, dynamics and challenges and implications for management. *Renewable Energy*, 62, 657–671.
- SANDIFER, P.A., SUTTON-GRIER, A.E. & WARD, B.P. (2015) Exploring connections among nature, biodiversity, ecosystem services, and human health and well-being: opportunities to enhance health and biodiversity conservation. *Ecosystem Services*, 12, 1–15.
- SUICH, H., HOWE, C. & MACE, G. (2015) Ecosystem services and poverty alleviation: a review of the empirical links. *Ecosystem Services*, 12, 137–147.
- TIMPTÉ, M., MONTANA, J., REUTER, K., APKES, J. & BORIE, M. (2017) Engaging diverse experts in a global environmental assessment: participation in the first work programme of IPBES and opportunities for improvement. *Innovation: The European Journal of Social Science Research*, 31, S15–S37.
- VADROT, A.B.M., JETZKOWITZ, J. & STRINGER, L.C. (2016) IPBES disciplinary gaps still gaping. *Nature*, 530, 160–160.
- WASSERMAN, S. & FAUST, K. (1994) *Social Network Analysis: Methods and Applications (Vol. 8)*. Cambridge University Press, Cambridge, UK.
- ZHANG, X., ESTOQUE, R.C., XIE, H., MURAYAMA, Y. & RANAGALAGE, M. (2019) Bibliometric analysis of highly cited articles on ecosystem services. *PLOS ONE*, 14, e0210707.