

The Journal of Laryngology and Otology

EDITED BY

A. LOGAN TURNER AND J. S. FRASER

Contents

ECCHONDROSIS OF THE LARYNX: RECORDS OF TWO CASES SUCCESSFULLY TREATED BY LARYNGO-FISSURE	SIR STCLAIR THOMSON
CARTILAGINOUS TUMOURS OF THE LARYNX	IRWIN MOORE
TORTUOSITY OF THE INTERNAL CAROTID IN RELATION TO THE PHARYNX	A. BROWN KELLY
TWO CASES OF VEGETABLE FOREIGN BODY IN THE BRONCHUS	R. P. MATHERS
CLINICAL RECORD:— CHONDROMA OF THE CRICOID CARTILAGE OF THE LARYNX	E. B. WAGGETT
SOCIETIES' PROCEEDINGS:— ROYAL SOCIETY OF MEDICINE—SECTIONS OF LARYNGOLOGY AND OTOTOLOGY.	
ABSTRACTS:— THE EAR.	THE NOSE AND ACCESSORY SINUSES.
THE ŒSOPHAGUS.	LOCAL ANÆSTHESIA.
OTO-LARYNGOLOGY IN HOLLAND	
REVIEW OF BOOK.	GENERAL NOTES.

Edinburgh: Oliver and Boyd
London: 33 Paternoster Row

Monthly, 4/- net

Annual Subscription, 40/- net

"We have experimentally proved that Listerine is a powerful antiseptic, preventing the development of bacteria and decomposition of vegetable infusions."—*British Medical Journal*, May 3, 1890.

LISTERINE

*A safe, non-poisonous, unirritating
antiseptic solution*

LISTERINE is particularly useful in the treatment of abnormal conditions of the mucosa, and admirably suited for a wash, gargle, or douche, in catarrhal conditions of the nose and throat.

LISTERINE in proper dilution may be freely and continuously used without prejudicial effect, either by injection or spray, in all the natural cavities of the body.

LISTERINE embodies a two-fold antiseptic effect, in that after the evaporation of its volatile constituents—thyme, eucalyptus, mentha, gaultheria, and ethyl alcohol—a film of boracic and benzoic acids remains upon the surface to which Listerine has been applied, affording more prolonged antiseptic protection.

LISTERINE is a trustworthy surgical dressing; it has no injurious effect upon the tissues in which the healing process is going on.

LISTERINE in teaspoonful doses will often afford relief in fermentative dyspepsia, and is largely prescribed, with excellent results, in the various forms of diarrhœa, occurring in infants and adults.

LISTERINE literature, including special pamphlets upon *Respiratory Diseases*, may be had, by physicians, upon application to

LAMBERT PHARMACAL COMPANY

2101 Locust Street

St Louis, Mo., U.S.A.

British Agents:

S. Maw, Son & Sons, 7 Aldersgate St., London, E.C.

The Journal of Laryngology and Otology

(Founded in 1887 by MORELL MACKENZIE and NORRIS WOLFENDEN)

EDITED BY

A. LOGAN TURNER AND J. S. FRASER

ASSISTED BY

DOUGLAS GUTHRIE AND IRWIN MOORE

1. Original Articles are accepted on the condition that they have not been published elsewhere.

2. Manuscripts should be typewritten, on one side only of the paper, and well spaced.

3. Galley proofs and engraver's proofs of illustrations are sent to the author. Corrections, which should be kept to a minimum, must be clearly marked and no additional matter should be added.

4. The order for reprints should be sent when returning galley proofs, and for this purpose special forms are supplied, on which the price of the reprints is stated.

5. Authors of Original Communications on Oto-Laryngology in other Journals are invited to send a copy, or two reprints, to the *Journal of Laryngology*. If they are willing, at the same time, to submit their own abstract (in English, French, Italian, or German) it will be welcomed.

6. Editorial Communications should be addressed to "EDITORS, *Journal of Laryngology*, c/o Messrs OLIVER AND BOYD, Tweeddale Court, Edinburgh."

7. The Annual Subscription is Forty Shillings, post free, and is payable in advance.

8. Single copies of back numbers, both of the present and the previous series, are on sale at Four Shillings each.

9. An Annual Subscription can be commenced with any number of the Journal, and the preceding numbers of the current year can be purchased at Four Shillings each.

UNITED STATES OF AMERICA

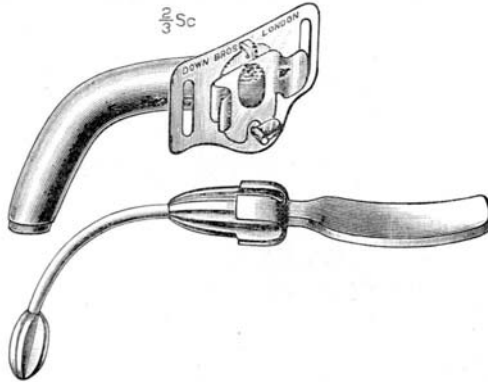
Orders for this Journal, for single parts or yearly subscriptions, can be sent either through a local bookseller, or to Messrs G. E. STECHERT & CO., 31-33 East 10th Street, New York.

ADVERTISEMENTS

GRANDS PRIX:
 Paris, 1900. Brussels, 1910. Buenos Aires, 1910.



Gold Medal, Allahabad, 1910.

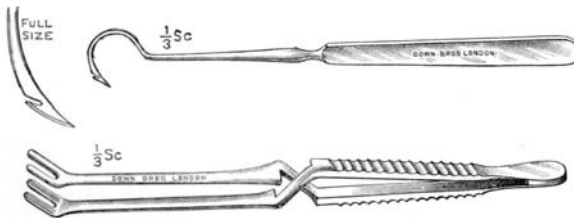


A NEW TRACHEOTOMY TUBE

(Pilot permits breathing during introduction)

By Dr A. CUBLEY

Vide *Journal of Laryngology and Otology*, March 1922.



**Needle for Suturing the Pillars of the Fauces,
 and Forceps for Carrying the Suture.**

By Mr THOS. GUTHRIE, F.R.C.S.

Vide *Journal of Laryngology and Otology*, April 1920.

Manufactured only by

DOWN BROS., LTD.

Surgical Instrument Makers

21 and 23 ST THOMAS'S STREET, LONDON, S.E. 1

Telegrams

"DOWN, LONDON."

(OPPOSITE GUY'S HOSPITAL)

Telephone

HOP 4400 (4 lines)

NOW READY. Demy 8vo, 424 pp. With 222 Text Illustrations and 12 Plates, of which 8 are in Colour. 20s. net, Postage 9d.

DISEASES OF THE NOSE, THROAT, AND EAR

FOR PRACTITIONERS AND STUDENTS

Edited by

A. LOGAN TURNER, M.D., F.R.C.S. (Ed.)

Senior Lecturer on Diseases of the Ear, Nose, and Throat, University of Edinburgh

With the collaboration of

J. S. FRASER, M.B., F.R.C.S. (Ed.)

J. D. LITHGOW, M.B., F.R.C.S. (Ed.)

W. T. GARDINER, M.C., M.B., F.R.C.S. (Ed.)

G. EWART MARTIN, M.B., F.R.C.S. (Ed.)

Lecturers on Diseases of the Ear, Nose, and Throat, University of Edinburgh

and

DOUGLAS GUTHRIE, M.D., F.R.C.S. (Ed.)

Lecturer on Diseases of the Ear, Nose, and Throat, School of Medicine of the Royal Colleges, Edinburgh

PRESS NOTICES

"The illustrations are many and good, the book is well balanced and clearly written, and may confidently be recommended for the use of students and practitioners."—*Lancet*.

"The high standard of efficiency of the work of those engaged in the specialty in the Edinburgh School of Medicine is highly reflected in this book, and the editor and his collaborators are to be very warmly congratulated on producing a work of the highest merit."—*Edinburgh Medical Journal*.

"Will prove of the greatest value to students and indeed to those devoting themselves to the specialty."—*Journal of Laryngology and Otology*.

BRISTOL: JOHN WRIGHT & SONS LTD. LONDON: SIMPKIN & CO. LTD.

Central London Throat, Nose, and Ear Hospital GRAYS' INN ROAD

(Near King's Cross Stations)

DAILY CLINICS. Lectures on Fridays, 4 p.m.

OVER 11,000 NEW PATIENTS LAST YEAR. 50,000 ATTENDANCES.

IN-PATIENT DEPARTMENT, 43 BEDS.

SPECIAL INTENSIVE COURSE OF LECTURES AND DEMONSTRATIONS
(including Operative Surgery Course) in co-operation with the
Fellowship of Medicine is held twice yearly, in May and October

CLINICAL ASSISTANTS

Are appointed from among those duly qualified gentlemen who have been enrolled as Post-Graduate Students of the Hospital.

ATTENDANCE OF STAFF

	O.-P. CLINIC.	I.-P. OPERATIONS.
Dr ABERCROMBIE	Thursday, 2 P.M.	Wednesday, 2 P.M.
Dr WYLLIE	Wednesday, 2 P.M.	Thursday, 2.30 P.M.
Dr DAN MCKENZIE	Monday, 2 P.M.	Tuesday, 2.30 P.M.
Mr HAROLD KISCH	Friday, 2 P.M.	Monday, 2 P.M.
Mr NICOL RANKIN	Tuesday, 5 P.M.	Wednesday, 2 P.M.
Mr ARCHER RYLAND	Saturday, 2 P.M.	Friday, 2 P.M.
Mr WATKYN-THOMAS	Thursday, 2 P.M.	..
Mr GILL-CAREY	Wednesday, 2 P.M.	..
Mr ARMOUR BROWN	Monday, 2 P.M.	..

FEES


For attendance on the practice of the Hospital—
 Three months 5 guineas | Six months 8 guineas
 Special Course, 10 guineas, or without Operative Surgery, 5 guineas.

Further particulars on application to

ARCHER RYLAND, F.R.C.S.Ed.,
Dean.

RICHARD KERSHAW,
Secretary-Superintendent.

PILLING - MADE CHEVALIER JACKSON INSTRUMENTS



Exact reproductions of the latest instruments used by Dr Chevalier Jackson and his associates in the Bronchoscopic Clinics at the Jefferson and the University Hospitals, Philadelphia.

TUCKER TACK AND PIN FORCEPS

For Laryngoscopy, Bronchoscopy, Esophagoscopy, Gastroscopy, Pyloroscopy, Duodenoscopy, Retrograde Esophagoscopy, Pleuroscopy, etc. And also for the Diagnosis and Treatment of Diseases of the Lungs, including Trachea and Larynx.

Catalogue on request

The George P. Pilling & Son Co., N. E. Cor. Arch and 23rd Streets, Philadelphia, Pa., U. S. A.

CABLE ADDRESS—"SURGICAL, PHILADELPHIA"

FOR SALE

SECOND-HAND EAR, NOSE, AND THROAT INSTRUMENTS, nearly all by MAYER AND MELTZER. Approval. Excellent condition. Complete in glass case with lock, or separate. Send post-card for Price List to Box No. 10, *Journal of Laryngology and Otology*, Tweeddale Court, Edinburgh.

4TH EDITION. REVISED AND ENLARGED. LEWIS'S PRACTICAL SERIES

DISEASES OF THE NOSE AND THROAT

By HERBERT TILLEY, B.S.(Lond.), F.R.C.S.(Eng.), Surgeon, Ear and Throat Department, University College Hospital; Teacher of Laryngology and Otology, University of London.

With numerous Illustrations, including 74 Plates. Demy 8vo.
28s. net. Postage 1s., abroad 1s. 3d.

Extracts from Press Notices.

"The work is so comprehensive that it should be a valuable book of reference, whilst it is not too large to serve as an ordinary text-book."—*British Medical Journal*.

"We have no hesitation in recommending his book to the practitioner as well as to the prospective specialist."—*Lancet*.

"The author is to be congratulated upon his work; as a text-book it is one of the best upon the subject; . . . displays the master mind of an accomplished teacher."—*Medical Press*.

LONDON: H. K. LEWIS & CO. LTD., 136 Gower Street, and 24 Gower Place, W.C. 1.

Telegrams: "Publicavit, Eusroad, London."

Telephone: Museum 1072.

INSTRUMENTS AND EQUIPMENT FOR

**Examination of Ear, Nose and Throat, Operation
on Tonsils, Adenoids, Mastoid, Nasal Septum**

As supplied to and used in

EAR, NOSE AND THROAT DEPARTMENT, ROYAL INFIRMARY, EDINBURGH
THE EDINBURGH EYE, EAR AND THROAT INFIRMARY, ETC., ETC.

ALSO THE CHEVALIER JACKSON INSTRUMENTS

ARCHD. YOUNG & SON, 57-61 FORREST ROAD, EDINBURGH

Surgical Instrument Makers to Royal Infirmary, Edinburgh

Phone: Central 669.

Telegrams: "Bandage, Edinburgh," A.B.C. Code, 5th Ed.

CONTENTS

	PAGE
ECCHONDROSIS OF THE LARYNX: RECORDS OF TWO CASES SUCCESSFULLY TREATED BY LARYNGO-FISSURE. Sir StClair Thomson	1
CARTILAGINOUS TUMOURS OF THE LARYNX. Irwin Moore, M.B., C.M.(Edin.)	9
TORTUOSITY OF THE INTERNAL CAROTID IN RELATION TO THE PHARYNX. A. Brown Kelly, M.D., Glasgow	15
TWO CASES OF VEGETABLE FOREIGN BODY IN THE BRONCHUS. R. P. Mathers, M.D.(Edin.)	24
CLINICAL RECORD—	
Chondroma of the Cricoid Cartilage of the Larynx. E. B. Waggett	27
SOCIETIES' PROCEEDINGS—	
Royal Society of Medicine—Sections of Laryngology and Otology	28
ABSTRACTS—	
The Ear	45
The Nose and Accessory Sinuses	47
The Œsophagus	50
Local Anæsthesia	56
OTO-LARYNGOLOGY IN HOLLAND	59
REVIEW OF BOOK	67
GENERAL NOTES	70

ANTI-CATARRH VACCINE (Prophylactic).

Prepared in the Inoculation Department of St Mary's Hospital, London—(Director: Sir A. E. Wright, M.D., etc.), and supplied to the Medical Profession through the agency of PARKE, DAVIS & Co.

THIS vaccine is adapted for the preventive inoculation of individuals who suffer from recurring "colds," in cases in which there is some general diminution in resistance, indicated by the patient becoming infected by any one of the several microbes which may cause these catarrhs.

Each c.c. of the vaccine contains:—

Micrococcus catarrhalis 50 millions	Bacillus septus (diphtheroid) 50 millions
B. pneumoniae (Friedländer) 50 millions	Bacillus influenzae 250 millions
Pneumococcus (mixed types) 250 millions	Streptococcus (mixed types) 25 millions

DOSAGE—Three doses—0.25 c.c., 0.5 c.c., and 1 c.c.—should be given at ten-day intervals. In persons who are very susceptible to winter "colds," these injections should be given in the autumn, and a dose of 1 c.c. may be given at monthly intervals during the winter. This vaccine may produce a marked local reaction if injected into muscular tissue; it should be administered subcutaneously.

The vaccine is supplied in bulbs of 1 c.c. and in bottles of 25 c.c., also in sets of three graduated doses.

Particulars of other vaccines (including a MIXED VACCINE FOR TREATMENT OF COLDS, a MIXED VACCINE FOR BRONCHIAL ASTHMA, and a MIXED ANTI-INFLUENZA VACCINE) issued by the St Mary's Hospital Inoculation Department will be sent to any Medical Man, on request, by the Sole Agents—

PARKE, DAVIS & Co., 50 Beak St., **LONDON, W.1**
Regent St.,