

December 1971

Vol. LXXXV No. 12

The Journal of Laryngology and Otology

EDITED BY
G. H. BATEMAN

ASSISTANT EDITOR
LIONEL TAYLOR

Report of the Third British Academic Conference in Otolaryngology

EDINBURGH 19-23 JULY 1971

Headley Brothers Ltd
Ashford, Kent

Annual Subscription £8 net, U.S.A. \$23

Monthly, £1 net, post free

The Journal of Laryngology and Otology

(FOUNDED in 1887 by MORELL MACKENZIE and NORRIS WOLFENDEN)

EDITED BY

G. H. BATEMAN

ASSISTANT EDITOR

LIONEL TAYLOR

1. Original articles which have not been published elsewhere are invited and should be sent to the Editor. They are considered for publication on the understanding that they are contributed to this *Journal* solely. Reproduction elsewhere, in whole or in part, is not permitted without the previous written consent of the Author and Editor and the customary acknowledgement must be made.

2. Manuscripts should be typewritten, on one side only of the paper, and well spaced. Captions to illustrations should be typed on a separate sheet and sent at the same time as original photographs, etc.

The Harvard system of recording references should be used, e.g. GREEN, C., and BROWN, D. (1951), *Journal of Laryngology and Otology*, 65, 33. The titles of all Journals should be given without abbreviation.

It is most important that authors should verify personally the accuracy of every reference before submitting a paper for publication.

3. Galley proofs and engraver's proofs of illustrations are sent to the author. Corrections, which should be kept to a minimum, must be clearly marked, and no extra matter added. Proofs should be returned within 5 days.

4. Illustration blocks will normally be held by the Printers for three years, after which they will be destroyed. Any author is entitled to have these returned to him, but a request for this must be sent within three years of the appearance of the article, to HEADLEY BROTHERS LTD., The Invicta Press, Ashford, Kent. Coloured illustrations will be charged to authors, unless a special grant is authorized by the Editor.

5. Orders for reprints must be sent when returning galley proofs, and for this purpose special forms are supplied.

6. Editorial communications may be addressed to THE EDITOR, *Journal of Laryngology*, c/o HEADLEY BROTHERS LTD., The Invicta Press, Ashford, Kent.

7. The annual subscription is £8 (eight pounds sterling) post free; U.S.A. \$23 post free, and payable in advance.

8. Single copies of current or back numbers (when available) will be on sale at £1 (including postage) each.

9. All subscriptions, advertising and business communications should be sent to the publishers, or subscription agents.


HEADLEY BROTHERS LTD.

The Invicta Press, ASHFORD, Kent.

© *Journal of Laryngology and Otology Ltd.*, 1971

AMPLIVOX 84

The successor to
the world's most widely used
clinical Audiometer.



Take a look at all the advantages you get
with this superb audiometer.

- Pure tone at eleven frequencies—now including 750 Hz
- Bone conduction at eight frequencies
- Narrow band masking via insert and headphones
- Automatic presentation
- ISO specification
- Trimpot calibration
- Continuously variable second channel for ABLB (Fowler) recruitment test
- Tone decay test
- Illuminated patient's signal

PLUS Calibrated speech audiometry via microphone or tape.

Write now for illustrated brochure to :

AMPLIVOX HEARING CONSERVATION LTD

Beresford Avenue, Wembley, Middx. HA0 1RU. Phone: 01-902 8991

Oto-, Rhino-, Laryngology

*Important, up-to-date, and scientifically accurate abstracts
of reports from the world's biomedical literature dealing with*

Oto-, Rhino-, Laryngology

are brought to your desk in this monthly publication.

First published in 1948,

Oto-, Rhino-, Laryngology currently contains some 4,750 abstracts each year.

MAIN CHAPTER HEADINGS

- | | |
|------------------------------------|--------------------------------------|
| 1. SKULL | 16. NASOPHARYNX |
| 2. FACE AND LIPS | 17. NASAL SINUSES |
| 3. MOUTH | 18. EXTERNAL EAR |
| 4. TONGUE | 19. MIDDLE EAR |
| 5. SALIVARY GLANDS | 20. INTERNAL EAR |
| 6. NECK | 21. OTOSCLEROSIS |
| 7. PHARYNX | 22. MENIERE DISEASE |
| 8. ESOPHAGUS | 23. FACIAL NERVE |
| 9. LARYNX | 24. VESTIBULAR SYSTEM |
| 10. TRACHEA | 25. CEREBELLOPONTINE
ANGLE TUMORS |
| 11. BRONCHI, LUNGS,
MEDIASTINUM | 26. HEARING |
| 12. OLFACTORY SYSTEM | 27. SPEECH |
| 13. EXTERNAL NOSE | 28. PHONIATRICS |
| 14. NASAL CAVITY | 29. ANESTHESIA |
| 15. NASAL SEPTUM | |

Specimen copies are available on request.

Annual Subscription Rate:

U.S. \$50.00/£20. 19. 0d. Sterling/Dfl. 180,00

EXCERPTA MEDICA

Herengracht 119-123, Amsterdam, The Netherlands

Please mention *The Journal of Laryngology and Otology* when replying to advertisements



the complete de-bugging device

clears both fungi and bacteria in ear infections

Candida albicans and *Aspergillus niger* are isolated in over 20 per cent of cases of otitis externa, and if high success rates are to be achieved treatment must take account of this. Otoseptil® ear drops employs a very broad spectrum attack with efficient anti-inflammatory action.

The new antibiotic ester—neomycin undecylenate—provides potent dual bactericidal and antifungal activity.

Tryrothricin (containing gramicidin and tyrocin) effectively eliminates resistant Gram-positive cocci, while Hydrocortisone alcohol exerts its characteristic anti-inflammatory action. Rapid tissue contact is ensured by the penetrant Ethylene oxide polyoxypropylene glycol condensate, which is incorporated in the clear liquid ear drop.

For pain relief, AUDAX® ear drops may be used concomitantly with Otoseptil® ear drops because they are completely miscible and compatible.

Full information is available on request.

® Registered trade marks

Otoseptil

ear drops



Napp Laboratories Limited,
Watford WD2 7RA England

Please mention *The Journal of Laryngology and Otology* when replying to advertisements

THE LARYNGOSCOPE

A Monthly Journal
devoted to the disease of
EAR, NOSE AND THROAT

*Official organ for the American Laryngological
Rhinological and Otological Society*

Price \$25.00 per year Canada \$27.00 per year
Foreign \$27.00 per year

ESTABLISHED 1896

JOSEPH H. OGURA, M.D.
EDITOR

222 PINE LAKE ROAD, COLLINSVILLE,
ILLINOIS 62234

For advertisement space in this Journal

apply to

HEADLEY BROTHERS LTD.

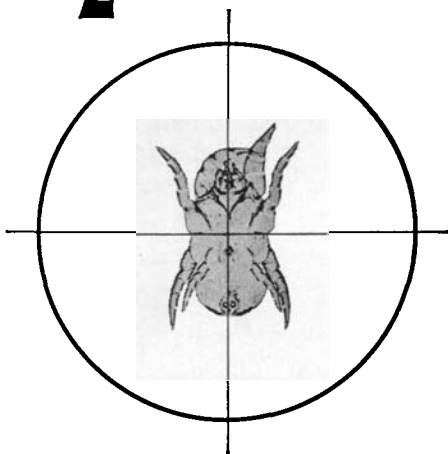
Ashford, Kent

Please mention *The Journal of Laryngology and Otology* when replying to advertisements

"A safe and effective method of treating house dust mite sensitivity"¹

This was the conclusion reached by a group of British clinicians, in a preliminary report on ALLPYRAL-MITE FORTIFIED HOUSE DUST.

For those patients with house dust mite sensitivity, ALLPYRAL-MITE FORTIFIED HOUSE DUST offers specific hypo-sensitisation therapy; the preliminary report, on an uncontrolled trial, suggests that good results might be achieved in as many as 83% of patients.



1. Munro-Ashman, D. et al (1970) – IN PRESS.

Allpyral mite fortified house dust

Like all Allpyral allergen extracts, mite fortified house dust is prepared by pyridine extraction and alum precipitation. This type of extract has been shown to give fewer reactions than the traditional aqueous extracts.

Full information is available on request



DOME LABORATORIES, DIVISION OF MILES LABORATORIES LTD
STOKE COURT, STOKE POGES, SLOUGH, BUCKS. TEL: FARNHAM COMMON 2151



ALLPYRAL is a trade mark DM 444



THE NEW ACOUSTIC IMPEDANCE METER

PETERS

Audiometers and Sound Proof
Rooms for clinics, hospitals, schools and
factories all over the world

Literature and further information from:

PETERS

Head Office: 55 Clarkehouse Road,
Sheffield S10 2LE Telephone 0742 64434

Regional Sales and Service Centres

London: 45 New Cavendish Street,
London W1 Telephone 01-935 2604

South West England: 7 St. Augustine's Parade,
Bristol BS1 4 HX Telephone 0272 20737


Please mention *The Journal of Laryngology and Otology* when replying to advertisements

VERTIGO

Now...
accurate
diagnostic
study
made
possible
with the

A significant advance in the diagnosis of vertigo and accuracy and diagnostic value of Electronystagmography is provided by the Series 3050 Electronystagmograph manufactured by Watson Victor Ltd.

This new aid produces a stable signal and removes the variables associated with the visual observation method. Nystagmus duration and intensity are recorded, adding subtle degrees of values to both these para-



eters. The progress or deterioration of a patient's condition may easily be assessed with comparison tests.

This new instrument is fully transistorised, is light (15½ lb), portable and compact, measuring 12" x 12" x 5". Power requirements: 240 Volt 50 c/s or 110 Volt 60 c/s.

Since its introduction, the Nystagmograph has many satisfied users throughout the world.


Series 3050 Electronystagmograph

U.K. and European Distributors,
Amplivox Limited, Beresford Avenue, Wembley, Middlesex, HAO 1RU, U.K.

TCC10 CRYOSURGERY SYSTEM

Now that many applications of cryosurgery have passed the experimental stage and have become established as acceptable methods of treatment, the cost of providing specialized equipment to meet the specific needs of each hospital department has rapidly become prohibitive. To meet the demand for effective yet inexpensive multi-purpose equipment, a new system has been developed to cater for the majority of tissue destruction applications.

The Amoils TCC.10 cryo-unit, now provides a theatre or outpatient facility that can be shared by Gynaecologists, Dermatologists and their colleagues concerned with disorders of the ear, nose, throat, and mouth.



Amoils TCC.10 cryo-unit and series 7 probe

The equipment is very simple to set up and operate, consisting of a control unit, gas supply, a simple ON/OFF footswitch to control the rapid freeze and defrost cycle and a wide selection of probes.

The control unit employs solid state electronics and the minimum of controls for ease and efficiency of operation and is designed for use with standard medical grade N₂O (nitrous oxide) cylinders.

The unit and probes will, however, function using CO₂ (carbon dioxide) as the cooling medium, provided a somewhat inferior performance can be tolerated by the surgeon. The control unit includes a pressure regulator, therefore no further gas bottle attachments are needed.

The cryoprobes available with the system are cooled by the Joule Thomson principle, in which the pressurized gas is allowed to expand through a fine orifice within the probe tip, to provide a rapid drop in temperature. The high velocity of the gas ensures efficient heat transfer between the gas and the tip, to achieve and maintain the cooling power required for a wide range of duties.

Each probe and connecting hose is a single, sterilizable unit forming a completely closed circuit system, returning the used gas to the console where it can be safely dispersed.

The series 4 and 7 probes are available as standard. A purpose-designed trolley can be supplied to act as a permanent home for the equipment and as a compact operating assembly.

Spemby Limited
Newbury Road
Andover
Hants.

Please mention *The Journal of Laryngology and Otology* when replying to advertisements

INDEX

to

The Journal of Laryngology and Otology

Edited by G. H. Bateman and Lionel Taylor

VOLUMES LXII - LXXXIII

1958 - 1969

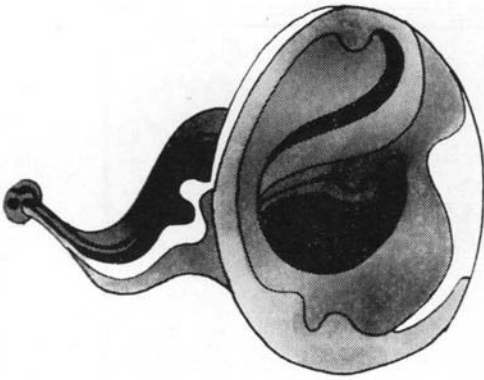
now available at £1 from

HEADLEY BROTHERS LTD

Ashford, Kent

Please mention *The Journal of Laryngology and Otology* when replying to advertisements

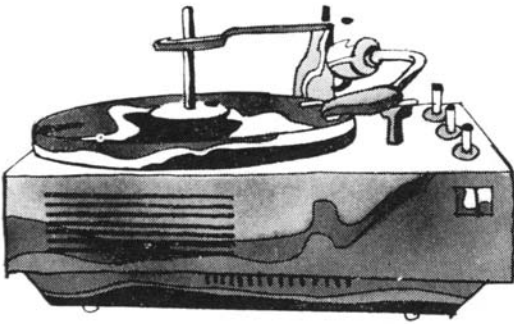
for old ears ...



for cold ears ...



for musical ears ...



for mysterious ears ...



for medical ears ...



for patient ears ...

Anti-infective/anti-inflammatory, OTOSPORIN*
Drops contain polymyxin B sulphate, neomycin sulphate and hydrocortisone.
Supplied in dropper bottles of 5 ml.

*Trade Mark

Full information is available on request.



OTOSPORIN clears infected ears



Wellcome Burroughs Wellcome & Co. (The Wellcome Foundation Ltd.) Dartford, Kent

