

The Journal of Laryngology and Otology

EDITED BY
G. H. BATEMAN

ASSISTANT EDITOR
LIONEL TAYLOR

Contents

THE ÆTIOLGY OF THE POSTERIOR PHARYNGEAL DIVERTICULUM: A CINERADIOGRAPHIC STUDY	G. M. ARDRAN, F. H. KEMP and W. S. LUND
THE ADMINISTRATION OF CHEMOTHERAPEUTIC AGENTS IN THE TREATMENT OF ADVANCED HEAD AND NECK CANCER	PETER CLIFFORD
STAPEDECTOMY	J. A. KERSLEY and A. J. GRAY
CHOLESTEATOMA: THE "VEIN GRAFT" APPROACH.	DAVID F. AUSTIN and GORDON D. L. SMYTH
THE LONG PROCESS OF THE INCUS	G. D. L. SMYTH ✓
FIXED STAPES OR INTERRUPTED OSSICULAR CHAIN?	FRANCIS BAUER
AN X-RAY MICROSCOPIC STUDY OF THE MINERAL DISTRIBUTION IN NORMAL AND OTOSCLEROTIC STAPES	J. A. CLARKE
CLINICAL RECORDS—	
AN UNUSUAL NASAL FOREIGN BODY	R. MILLER
AN IMPACTED SPHERICAL FOREIGN BODY IN THE UPPER END OF OESOPHAGUS FOR FIVE WEEKS	D. K. GOSAVI
MYRINGOPLASTY: PROCEDURES, TECHNIQUES, RESULTS	J. A. HARPMAN ✓
GENERAL NOTES	

London
Headley Brothers
109 Kingsway WC2

Annual Subscription £5/5/0 net, U.S.A. \$15

Monthly, 12/6 net post free

The Journal of Laryngology and Otology

(FOUNDED in 1887 by MORELL MACKENZIE and NORRIS WOLFENDEN)

EDITED BY

G. H. BATEMAN

ASSISTANT EDITOR

LIONEL TAYLOR

1. Original articles which have not been published elsewhere are invited and should be sent to the Editor. They are considered for publication on the understanding that they are contributed to this *Journal* solely. Reproduction elsewhere, in whole or in part, is not permitted without the previous written consent of the Author and Editor and the customary acknowledgement must be made.

2. Manuscripts should be typewritten, on one side only of the paper, and well spaced. Captions to illustrations should be typed on a separate sheet and sent at the same time as original photographs, etc.

The Harvard system of recording references should be used, e.g. GREEN, C., and BROWN, D. (1951) *J. Laryng.*, 65, 33. Abbreviations of Journals should follow the style recommended in *World Medical Periodicals*, published by World Health Organization, 1952.

It is most important that authors should verify *personally* the accuracy of every reference before submitting a paper for publication.

3. Galley proofs and engraver's proofs of illustrations are sent to the author. Corrections, which should be kept to a minimum, must be clearly marked, and no extra matter added. Proofs should be returned within 5 days.

4. Illustration blocks are provided free up to the limit of £10 per article; beyond this authors are expected to pay half the cost. Coloured illustrations will be charged in full to authors.

Blocks will normally be held by the Printers for three years after which they will be destroyed. Any author who has borne a part of the cost of his blocks is entitled to have these returned to him, but a request for this must be sent within three years of the appearance of the article, to HEADLEY BROTHERS, 109 Kingsway, London, WC2.

5. Orders for reprints must be sent when returning galley proofs, and for this purpose special forms are supplied.

6. Authors of original communications on Oto-Laryngology in other journals are invited to send a copy, or two reprints, to the *Journal of Laryngology*. If they are willing, at the same time, to submit their own abstract (in English, French, Italian, or German) it will be welcomed.

7. Editorial communications may be addressed to THE EDITOR, *Journal of Laryngology*, c/o HEADLEY BROTHERS, 109 Kingsway, London, WC2.

8. The annual subscription is five guineas sterling (U.S.A. \$15) post free, and payable in advance.

9. Single copies will be on sale at 12s. 6d. each; copies of parts up to Vol. LXIII which are available may be purchased at 7s. 6d. each.

10. All subscriptions, advertising and business communications should be sent to the publishers, HEADLEY BROTHERS, 109 KINGSWAY, LONDON, WC2.

United States of America

Orders for this *Journal* may be sent through local bookseller, or to STECHERT-HAFNER, INC., 31-33 East 10th Street, New York, or direct to the publishers, HEADLEY BROTHERS, 109 KINGSWAY, LONDON, WC2, England.

© *Journal of Laryngology and Otology*, 1964

Please mention *The Journal of Laryngology and Otology* when replying to advertisements

CONTENTS

	PAGE
THE ÆTIOLGY OF THE POSTERIOR PHARYNGEAL DIVERTICULUM: A CINERADIOGRAPHIC STUDY. G. M. Ardran, F. H. Kemp and W. S. Lund (Oxford)	333
THE ADMINISTRATION OF CHEMOTHERAPEUTIC AGENTS IN THE TREATMENT OF ADVANCED HEAD AND NECK CANCER. Peter Clifford (Nairobi)	350
STAPEDECTOMY. J. A. Kersley and A. J. Gray (Preston)	374
CHOLESTEATOMA: THE "VEIN GRAFT" APPROACH. David F. Austin and Gordon D. L. Smyth (Memphis, Tennessee)	384
THE LONG PROCESS OF THE INCUS. G. D. L. Smyth (Belfast)	400
FIXED STAPES OR INTERRUPTED OSSICULAR CHAIN? Francis Bauer (Liverpool)	408
AN X-RAY MICROSCOPIC STUDY OF THE MINERAL DISTRIBUTION IN NORMAL AND OTOSCLEROTIC STAPES. J. A. Clarke (Glasgow)	415
CLINICAL RECORDS—	
AN UNUSUAL NASAL FOREIGN BODY. R. Miller (Glasgow)	425
AN IMPACTED SPHERICAL FOREIGN BODY IN THE UPPER END OF ŒSOPHAGUS FOR FIVE WEEKS. D. K. Gosavi (India)	428
MYRINGOPLASTY: PROCEDURES, TECHNIQUES, RESULTS. J. A. Harpman (Warwick)	431
GENERAL NOTES	437



**‘Audi
partem
alteram’**

St. Augustine

Fifteen hundred years ago, St. Augustine advised his readers to “hear the other side.” Today, your patients with a hearing problem will welcome the same advice from you. Just mention Ingrams.

Ingrams can help your patients to “hear the other side,” for they do not represent any one manufacturer and are thus able to give completely impartial advice about hearing aids.

Ingrams help your patient to choose from twenty-six different makes. This is the largest selection in the country—and some of the most modern aids are exclusive to Ingrams.

This is why you, like so many E.N.T. Specialists, can confidently advise your patients to hear the full story from Ingrams *before* they buy a hearing aid.

INGRAMS

THE INDEPENDENT HEARING AID CONSULTANTS

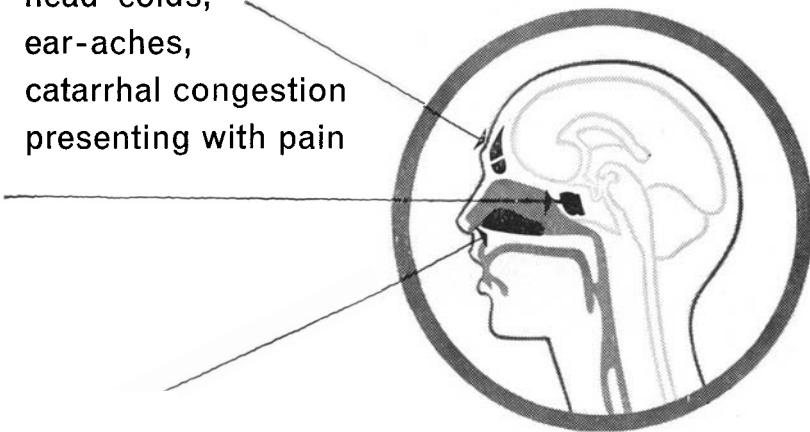
2 SHEPHERD STREET, SHEPHERD MARKET, LONDON, W.1

Please mention *The Journal of Laryngology and Otology* when replying to advertisements

**AND
NOW**

FOR DECONGESTION WITH ANALGESIA

in sinus infections,
head-colds,
ear-aches,
catarrhal congestion
presenting with pain



TRIOGESIC
WANDER

FORMULA PER TABLET
'Triominic' 25 mg. P.I.
Paracetamol 500 mg.
per 4 ml. Suspension:
'Triominic' 12.5 mg. P.I.
Paracetamol 250 mg.

'Triominic' contains
50% phenylpropanolamine-HCl,
25% mepyramine maleate and
25% pheniramine maleate.

DOSAGE

Adults:
1 Tablet every
three to four hours.
Children:
1 teaspoonful every
three to four hours.

PACKS & BASIC N.H.S. PRICES
30 Tablets 3/6
4 fl. oz. Suspension 3/6

'Triogesic' gives prompt symptomatic relief by associating the established decongestant with antihistaminic actions of 'Triominic' with the reliable and safe analgesic action of paracetamol. 'Triogesic' is available both as scored tablets and in flavoured suspension.



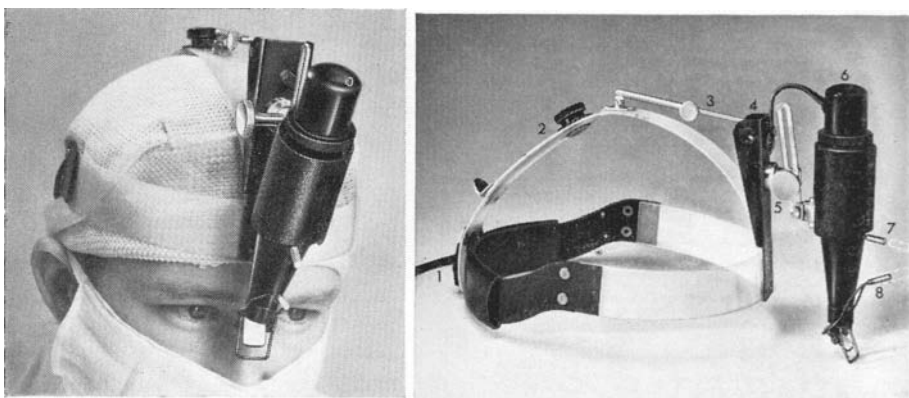
A. WANDER LTD.,
42 Upper Grosvenor St., London W.1

M426a

Please mention *The Journal of Laryngology and Otology* when replying to advertisements

A NEW INSTRUMENT BY KEELER

The Hallpike Operating Headlamp



This new Operating Headlamp has been based upon designs and experimental constructions put at our disposal by Mr. C. S. Hallpike, F.R.C.S., F.R.S., of the Otological Research Unit, Medical Research Council, at the National Hospital, Queen Square, and provides the high performance and novel design associated with many Keeler instruments.

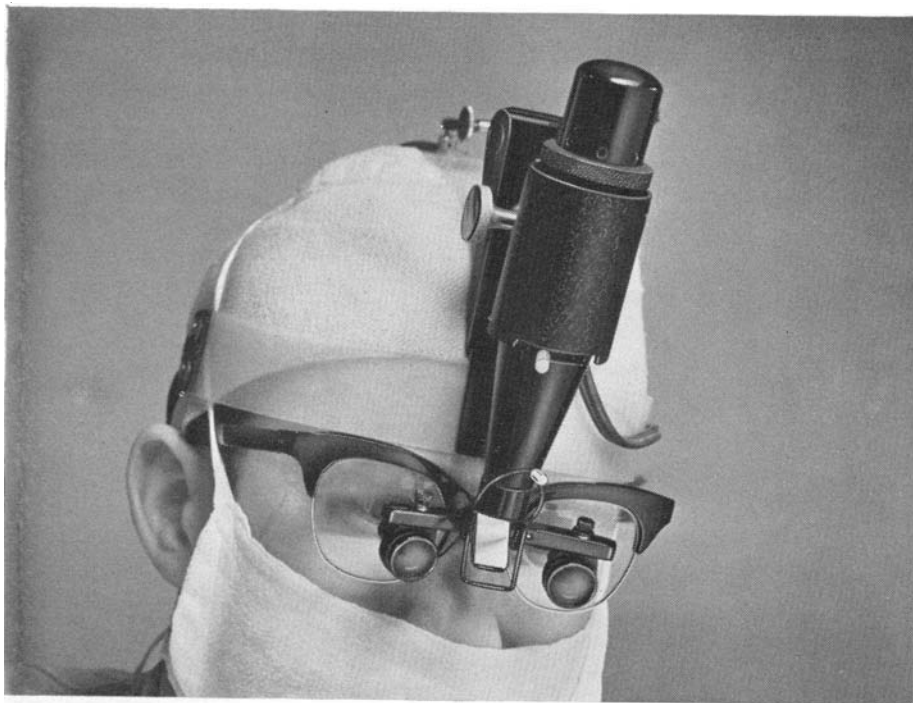
The optical system, with its 6 volt 18 watt lamp, is made of light-weight materials and incorporates a heat absorbing filter. It projects, at a convenient working distance, a brilliant and homogeneous circle of light of 65 mm. diameter which may be reduced to 12 mm. by means of a built-in iris diaphragm.

The location of the reflector between the surgeon's eyes ensures that his visual axes lie very close to the light beam. In this way it provides for very satisfactory optical penetration when working in small narrow-necked cavities.

FEATURES

- | | |
|--|--|
| (1) Convenient screw adjustment for fibre/polythene headband. | (5) Vertical and angular adjustment of lamp unit, with positive locking action. |
| (2) Adjustable "over-band" for increased comfort during long operations. | (6) Pre-centred, compact filament, 6 v. 18 watt lamp. |
| (3) Fully adjustable support strut for maximum rigidity of optical system. | (7) Iris diaphragm control, with removable sterilizable sleeve. |
| (4) Convenient finger grips for removal of headlamp. | (8) Control knob, with sterilizable sleeve, for adjustment of mirror angle and lateral rotation of lamp. |

Please mention *The Journal of Laryngology and Otology* when replying to advertisements



Special emphasis has been placed on the use of the Hallpike Headlamp with the well-known Keeler Magnifying Spectacle. The illustration above clearly demonstrates the complementary nature of the two, offering the surgeon intense illumination with crisp definition up to 5x magnification (see table, right). Because the reflecting mirror, with its wide range of adjustments, can be placed between the surgeon's eyes in line with the visual axes, optimum performance and minimum shadow can be achieved easily. This is particularly important for illumination through a narrow orifice.

Working Distance	Magnifications	
	20 cm.	2.5x
26.5 cm.	2.0x	3.5x
34 cm.	1.75x	2.75x

When wearing Magnifying Spectacles the surgeon should be able to change rapidly, and it may be repeatedly, from magnified to unmagnified vision. With this new Headlamp the surgeon himself can adjust the light patch with great ease and accuracy not only below the telescopes but also above them. This is a point of particular importance when operating upon or examining a sitting patient. Further details gladly given on request.

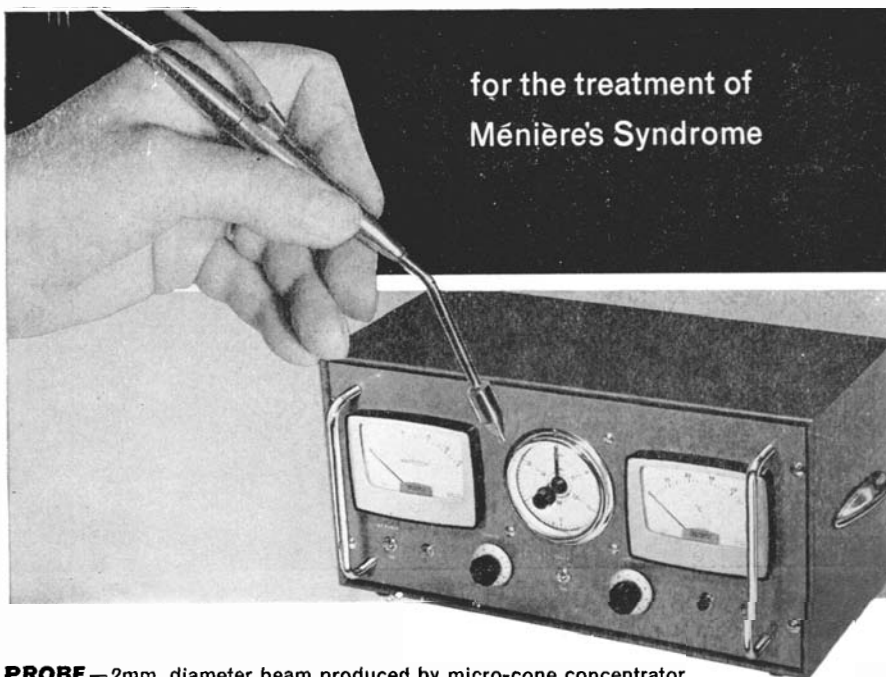


39 Wigmore St., London, W.1. Tel. WELbeck 8512

Please mention *The Journal of Laryngology and Otology* when replying to advertisements

Elliott—UniBristol

ULTRASONIC SURGICAL THERAPY EQUIPMENT



for the treatment of
Ménière's Syndrome

PROBE—2mm. diameter beam produced by micro-cone concentrator gives precisely controlled energy pattern ■ Incorporates saline irrigation tube ■ Built-in thermistor thermometer monitors saline temperature ■ Finished in stainless steel and sealed for autoclave sterilisation

GENERATOR—Output variable—(meter indicates in Acoustic Watts/cm²)
 ■ Nominal frequency 3Mc/s (tuning facility provided)
 ■ Incorporates 60-minute manual re-set timing clock

ACOUSTIC BALANCE—an acoustic radiation balance is provided for calibration of energy output

The Elliott-UniBristol Ultrasonic equipment is based on a design due to the Physics Department of the United Bristol Hospitals and developed in conjunction with the surgeons of the ENT Department

E LLIOTT MEDICAL AUTOMATION LTD

Medical Equipment Division
 97 Maidstone Road, Rochester, Kent
 Chatham 44824/5



A Member of the Elliott-Automation Group

Please mention *The Journal of Laryngology and Otology* when replying to advertisements

ONLY AMPLIVOX
 provides a
complete audiometric service!



Transistor Audiometers

for the school screening service, ward use, etc.

Speech Audiometry Equipment

via records and tape, including new attachment for use with tape recorders.



**Industrial Audiometry
 Speech Training Equipment
 Loop Amplifiers, etc., etc.**




Clinical Audiometers

with narrow band masking for the highest accuracy and extended resolution.

Audiometer Booths

for ideal testing conditions in Hospitals, Clinics, Factories. Standard and special sizes available.



PLUS

An efficient and speedy **calibration service**

Please write for technical literature covering your needs

AMPLIVOX LTD

Medical Acoustic Division

80 New Bond Street London, W1 Tel: HYDe Park 9888

Please mention *The Journal of Laryngology and Otology* when replying to advertisements

THE LARYNGOSCOPE

A Monthly Journal
devoted to the disease of
EAR, NOSE AND THROAT

*Official organ for the American Laryngological
Rhinological and Otological Society*

Price \$15.00 per year Canada \$15.50 per year
Foreign \$16.00 per year

MAX A. GOLDSTEIN, M.D.
FOUNDER

THEODORE E. WALSH, M.D.
EDITOR

640 SOUTH KINGSHIGHWAY
SAINT LOUIS 10, MO.

For advertisement space in this Journal

apply to:

HEADLEY BROTHERS LTD.

109 Kingsway London WC2

Please mention *The Journal of Laryngology and Otology* when replying to advertisements

**EIGHT NEW BOOKS
FOR YOUR
PROFESSIONAL LIBRARY**

**Cash with Order
outside USA and Canada**

**We pay postage
and guarantee delivery**

AUDIOLOGICAL EVALUATION OF THE PEDIATRIC PATIENT by Maurice H. Miller and Ira A. Polisar, both of State University of New York, Brooklyn, N.Y. Emphasis is on various diagnostic techniques for hearing evaluations. *The personnel, equipment, and physical plant for proper performance of these procedures are described.* The technique is then evaluated as to its over-all clinical value and related to other aspects of the total evaluation. Detailed case histories illustrate the contribution made by various procedures. *March '64, 132 pp., 8 il. (Amer. Lec. Speech and Hearing edited by Robert West), \$5.75*

MENINGIOMAS INVOLVING THE TEMPORAL BONE: Clinical and Pathological Aspects by George T. Nager, The Johns Hopkins Univ., Baltimore, Md. Points the way toward early recognition of the condition and better clinical and surgical care. *Part I* is concerned with present-day concepts of endocranial meningiomas in general—embryogenesis, pathogenesis, sites of origins, local behaviour, and gross and microscopic characteristics. In *Part II* seven cases of meningiomas with involvement of the temporal bone are presented in detail. *Part III* is devoted primarily to regional behaviour, life history, and surgical end results. *Jan. '64, 192 pp., 129 il., \$11.50*

EAR, NOSE AND THROAT FOR THE GENERAL PRACTITIONER by Albert P. Seltzer, Univ. of Pennsylvania, Philadelphia, Pa. This book was especially prepared to show by example how diseased conditions in widely different parts of the body do have either their primary origin or a secondary relationship in *abnormal conditions in the ear, nose and throat cavities and in their nearby tissues.* The author deals primarily with the ear, nose and throat but includes the accessory nasal sinuses. *A comprehensive text with special significance for medical students entering the field of ear, nose and throat. March '64, 244 pp., \$7.75*

MANUAL OF SURGICAL TECHNIQUE by Warner F. Bowers, New York Med. Coll., New York City; Thomas H. Hewlett, Fitzsimons General Hospital, Denver, Colo.; and George J. Thomas, Brooke General Hosp., Ft. Sam Houston, Texas. *Oct. '63, 328 pp. (8½ × 11), 977 il., \$14.00*

BIOPHYSICS OF THE EAR by F. L. Dittrich, Univ. of Geneva, Geneva, Switzerland. *Oct. '63, 136 pp. 73 il. (Amer. Lec. Biochemistry & Biophysics edited by W. Bladergroen, Jr.) \$6.75*

MANAGEMENT OF ORAL EMERGENCIES by Daniel M. Laskin, Univ. of Illinois, Chicago, Ill. *Jan. '64, 128 pp., 52 il., 6 tables, \$5.50*

DISEASES OF MEDICAL PROGRESS: A Contemporary Analysis of Illness produced by Drugs and Other Therapeutic Procedures (2nd Ed.) edited by Robert H. Moser, U.S. Army Tripler General Hosp., Honolulu, Hawaii. *(With 12 Contributors), Feb. '64, 572 pp., \$19.75*

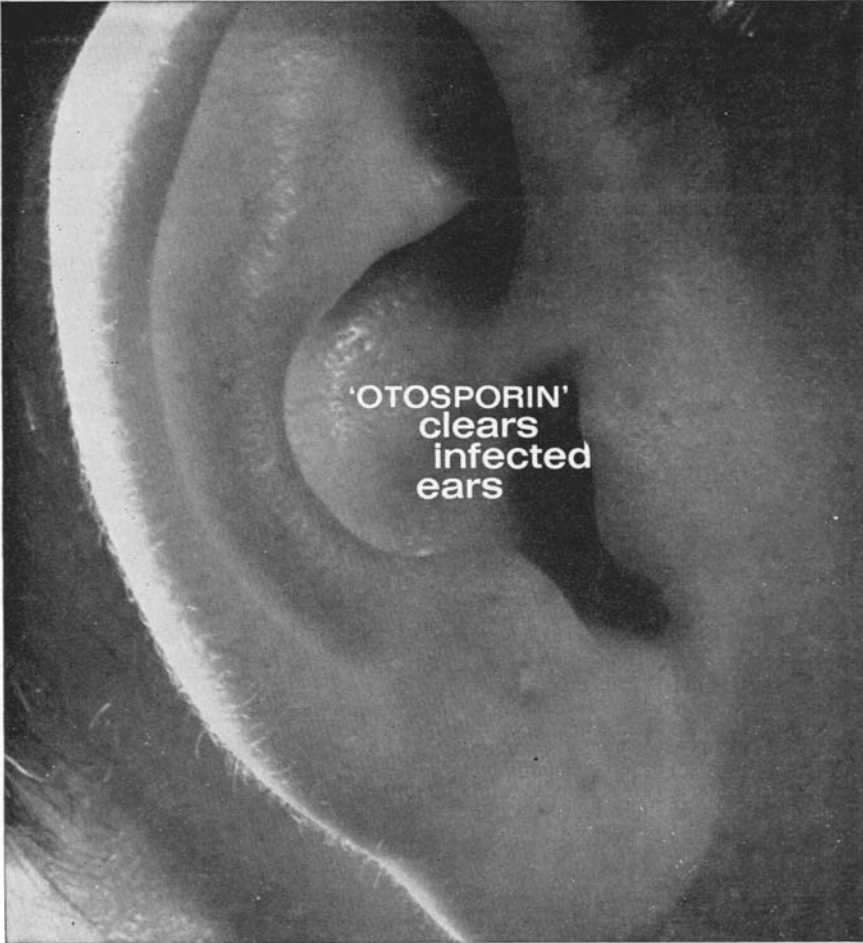
ILLUSTRATED SPEECH ANATOMY by William M. Shearer, Northern Illinois Univ., DeKalb, Ill. *Sept. '63, 96 pp., 48 il., \$4.75*

CHARLES C THOMAS · Publisher

**301-327 EAST LAWRENCE AVENUE
SPRINGFIELD · ILLINOIS · USA**

**Send for our
New 1964 Catalog**

Please mention *The Journal of Laryngology and Otology* when replying to advertisements



'OTOSPORIN'

The modern method of treatment in otitis externa, chronic suppurative otitis media, and infected mastoid cavities, is 'Otosporin' Drops. 'Otosporin' is an aqueous suspension containing neomycin and polymyxin B which are together effective against practically all the bacteria found in ear infections. In addition, it contains hydrocortisone to reduce inflammation and swelling, thereby providing easier access for the antibiotics.

'OTOSPORIN' BRAND **Drops** ISSUED IN BOTTLES OF 5 ml.



BURROUGHS WELLCOME & CO. (THE WELLCOME FOUNDATION LTD.) LONDON

Please mention *The Journal of Laryngology and Otology* when replying to advertisements