

**INFECTION
CONTROL**®

ic

January/February 1981 Volume 2/Number 1

Editorial

**Certification for Infection Control Practitioners:
The Time Is Now**

Robert J. Shannon, M.S.P.H.

Original Articles

**Surveillance in a Surgical Intensive Care Unit:
Patient and Environment**

Maryanne B. McGuckin, M.T. (ASCP), M.S. and
Steven G. Kelsen, M.D.

**A New Synergized Glutaraldehyde-Phenate
Sterilizing Solution and Concentrated Disinfectant**

Eddie D. Leach, Ph.D.

**Gentamicin Treatment Associated with Later
Nosocomial Gentamicin-Resistant *Serratia
marcescens* Infections**

Donald R. Graham, M.D.; Herbert W. Clegg, II, M.D.;
Roger L. Anderson, Ph.D.; Gladys A. Chelgren, R.N., M.S.N.;
Steven R. Mostow, M.D.; and Richard E. Dixon, M.D.

Review Article

**Nosocomial Viral Infections: III. Guidelines for
Prevention and Control of Exanthematous Viruses,
Gastroenteritis Viruses, Picornaviruses, and
Uncommonly Seen Viruses**

William M. Valenti, M.D.; Jerome F. Hruska, M.D., Ph.D.;
Marilyn A. Menegus, Ph.D.; and Mary Jane Freeburn, R.N.


BARD ANNOUNCES

bn-74
CATHETER COATING™

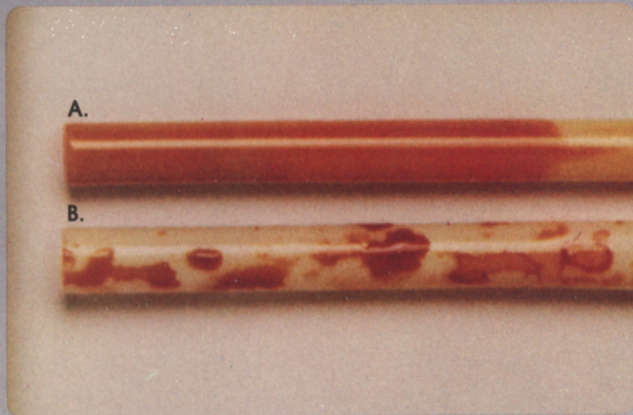
AN ADVANCEMENT
IN THE FIGHT AGAINST
NOSOCOMIAL URINARY
TRACT INFECTION

Available Exclusively on the bn-74
Coated BARDEX® All Silicone Foley Catheter

A NEW TECHNOLOGY now offers a
barrier to bacterial migration by providing
a surface on a Foley Catheter which
effectively absorbs antimicro-
bial solutions.



THE ONLY FOLEY CATHETER WITH THESE INFECTION CONTROL FEATURES



IT'S WETTABLE

Absorbs antimicrobial solutions into catheter surface to aid in reducing bacterial migration

A. bn-74™ Coated Catheter section:

Unique hydrophilic nature of bn-74 Coating allows povidone-iodine to absorb into the catheter surface

B. Hydrophobic surfaces of uncoated catheter sections: Povidone-iodine beads and rolls off uncoated latex or silicone catheters



IT RESISTS STATIC BUILDUP

C. The bn-74 hydrophilic surface reduces static electricity, minimizing attraction of particulate matter—another aid in infection control

D. Static electricity on hydrophobic surfaces of uncoated silicone catheters can attract pathogen-containing dust or lint, creating an additional infection hazard

THE bn-74 CONTRIBUTION TO INFECTION CONTROL

Because bn-74 absorbs antimicrobial solutions, it is now technically feasible to prepare a bactericidal surface on the catheter shaft surface at a potential site of contamination...After insertion, the catheter is coated with an antimicrobial solution from where it enters the meatus to the catheter bifurcation. In laboratory testing bn-74 coated catheters and uncoated sections were treated with an antimicrobial solution and then exposed to *Staphylococcus aureus* and *Escherichia coli*. The results showed effectiveness of the absorbed antimicrobial solution on the bn-74 coated catheter against the bacteria being tested.

bn-74
CATHETER COATING™

COATED BARDEX®
ALL SILICONE FOLEY
CATHETER

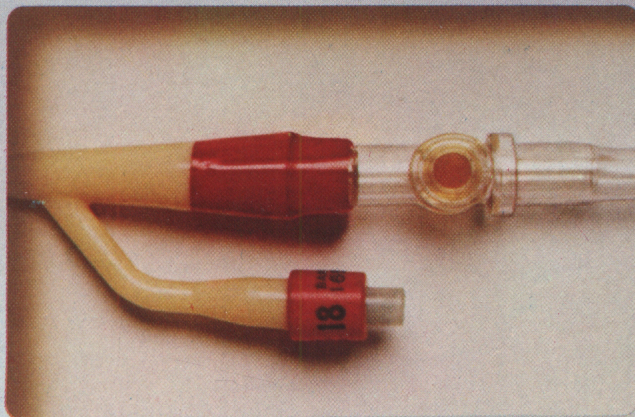
AN ADVANCEMENT
IN CATHETER COATING...
A CONTRIBUTION TO
INFECTION CONTROL

ONLY FROM BARD...
EXCLUSIVE COMPONENTS IN A UNIQUE
SYSTEM FOR INFECTION CONTROL

bn-74
CATHETER COATING™


COATED BARDEX® ALL SILICONE FOLEY CATHETER

- Absorbs antimicrobial solutions to help minimize bacterial migration
- Resists static buildup to further aid in infection control




- EXCLUSIVE BARD® TAMPER EVIDENT SEAL***
Helps provide a continuous, unbroken catheter/drainage tube linkup
- prevents accidental disconnection of catheter connector
 - discourages intentional disconnection
 - provides visual evidence of a break in the closed system

The bn-74 Coated BARDEX® All Silicone Foley Catheter
Available in a tray with complete components for sterile catheterization procedure. Also available individually and in a BARD® Bladder Care Tray with Urine Meter Drainage Bag.



- BARD® CENTER ENTRY URINARY DRAINAGE BAG**
- Limits pooling
 - Provides better balance
 - Is easier to empty




Regarding all Foley Catheters:
USAGE: For 5cc balloons, use 10cc maximum sterile water. WARNING: On catheter, do not use ointments or lubricants having a petrolatum base. They will damage latex or silicone elastomer and may burst balloon.

Regarding all Drainage Bags and Foley Catheters:
CAUTION: Federal (U.S.A.) Law restricts these devices to sale by or on the order of a physician.

After insertion, the antimicrobial solution is applied to the catheter shaft from the meatus to the bifurcation of the catheter.

BARD UROLOGICAL DIVISION

BARD, BARDEX and  are trademarks registered in the U.S. Patent and Trademark Office by C.R. Bard, Inc.

INTEGRITY
SERVICE
BARD
QUALITY
SINCE 1907®

C.R. Bard, Inc.
Murray Hill, NJ 07974

*U.S. Patent No. 4,194,509



**INFECTION
CONTROL®**

ISSN-0195-9417

January/February 1981
Volume 2/Number 1

TABLE OF CONTENTS

Editorial

**Certification for Infection Control Practitioners:
The Time Is Now**

Robert J. Shannon, M.S.P.H. 17

Original Articles

**Surveillance in a Surgical Intensive Care Unit:
Patient and Environment**

Maryanne B. McGuckin, M.T. (ASCP), M.S. and
Steven G. Kelsen, M.D. 21

**A New Synergized Glutaraldehyde-Phenate Sterilizing
Solution and Concentrated Disinfectant**

Eddie D. Leach, Ph.D. 26

**Gentamicin Treatment Associated with Later Nosocomial
Gentamicin-Resistant *Serratia marcescens* Infections**

Donald R. Graham, M.D.; Herbert W. Clegg, II, M.D.;
Roger L. Anderson, Ph.D.; Gladys A. Chelgren, R.N., M.S.N.;
Steven R. Mostow, M.D.; and Richard E. Dixon, M.D. 31

Review Article

**Nosocomial Viral Infections: III. Guidelines for Prevention
and Control of Exanthematous Viruses, Gastroenteritis
Viruses, Picornaviruses, and Uncommonly Seen Viruses**

William M. Valenti, M.D.; Jerome F. Hruska, M.D., Ph.D.;
Marilyn A. Menegus, Ph.D.; and Mary Jane Freeburn, R.N. 40

Departments

Information for Authors 7 Index to Advertisers 64

New Developments in
Infection Control 11 Applied Statistics in
Infection Control 67

Book Review 14 The Law and

Readers' Forum 54 Infection Control 74

Calendar of Events 63 New Products and Services 76

Publisher: Infection Control is published bimonthly by Charles B. Slack, Inc., 6900 Grove Road, Thorofare, New Jersey 08086. Telephones: Thorofare (609) 848-1000; New York (212) 285-9777.

Copyright 1981. Published bimonthly by Charles B. Slack, Inc., 6900 Grove Road, Thorofare, New Jersey 08086; telephone (609) 848-1000. All rights reserved. No part of this publication may be reproduced without written permission from the publisher.

Subscriptions: Subscription requests should be addressed to the publisher. Annual subscription price is: Individual. One year—\$22.00; Two years—\$38.00; Three years—\$54.00. Student rate: \$11.00 per year. All subscriptions, without exception, will start with the first issue published after the order is received. Back copies are available, but must be purchased separately. Cost per individual copy is \$4.00. All orders for individual issues must be accompanied by payment.

Change of address: Notice should be sent to the publisher six weeks in advance of effective date. Include old and new addresses with zip codes. The publisher cannot accept responsibility for undelivered copies. Controlled circulation postage is paid at Thorofare, New Jersey 08086.

As of Volume 1, Number 1, INFECTION CONTROL is listed in *Index Medicus*, *Current Contents—Clinical Practice*, *Hospital Literature Index*, and *Cumulative Index to Nursing and Allied Health Literature*.

Now, more economical than ever...

SteriGage™

Steam Sterilization Indicator

Time, temperature, and steam at a glance.


Accurate

The SteriGage Indicator provides accurate results by integrating time, temperature, and steam just as live spore strips do. The SteriGage Indicator is accurate to $\pm 1.5^{\circ}\text{C}$ at 121.1°C (250°F).




Versatile

The SteriGage Indicator can be used in every steam sterilizer in your hospital, including flash sterilizers. It also works at all normal sterilization temperatures, eliminating multiple inventories.



Immediate

The SteriGage Indicator provides instant readouts—no incubation period required.



Precise

The SteriGage Indicator has a precise endpoint that clearly indicates whether conditions for steam sterilization have been met. No reader interpretation is necessary.



© 1979 ORGANON INC.
ORG-7130



Only a device like the SteriGage Indicator, based on migration of a melted chemical, can integrate small changes in time and temperature in saturated steam.

Distributed by
Organon Hospital Products
Organon Inc.
West Orange, NJ 07052



A PART OF AkzoNOC INC



EDITORIAL BOARD

INFECTION CONTROL

EDITOR

Richard P. Wenzel, MD
Charlottesville, Virginia

SENIOR ASSOCIATE EDITOR

William Schaffner, MD
Nashville, Tennessee

ASSOCIATE EDITORS

Sue Crow, RN, BS, MSN
Shreveport, Louisiana

Dennis G. Maki, MD
Madison, Wisconsin

John E. McGowan, Jr., MD
Atlanta, Georgia

EDITORIAL ADVISORY BOARD

Robert C. Aber, MD
Hershey, Pennsylvania

Charles S. Bryan, MD
Columbia, South Carolina

John P. Burke, MD
Salt Lake City, Utah

Richard E. Dixon, MD
Trenton, New Jersey

Harvey A. Elder, MD
Loma Linda, California

Peter C. Fuchs, MD, PhD
Portland, Oregon

Richard A. Garibaldi, MD
Salt Lake City, Utah

Donald A. Goldmann, MD
Boston, Massachusetts

Dieter H.M. Gröschel, MD
Charlottesville, Virginia

Peter Gross, MD
Hackensack, New Jersey

Karen Hadley, RN, MPH
New Orleans, Louisiana

Cyrus C. Hopkins, MD
Boston, Massachusetts

Allen Kaiser, MD
Nashville, Tennessee

Harold Laufman, MD, PhD
Bronx, New York

William J. Ledger, MD
New York, New York

Barbara McArthur, RN, BSN, MS,
MS, PhD

Detroit, Michigan

Rob Roy MacGregor, MD
Philadelphia, Pennsylvania

C. Glen Mayhall, MD
Richmond, Virginia

Ronald Lee Nichols, MD
New Orleans, Louisiana

Harry C. Nottebart, Jr., JD, MD
Richmond, Virginia

Charles A. Osterman, RN
Charlottesville, Virginia

Karen Paul, BS, MS
Philadelphia, Pennsylvania

Frank S. Rhame, MD
Minneapolis, Minnesota

William E. Scheckler, MD
Madison, Wisconsin

Robert J. Shannon, MSPH
Boston, Massachusetts

Walter E. Stamm, MD
Seattle, Washington

Timothy R. Townsend, MD
Baltimore, Maryland

William M. Valenti, MD
Rochester, New York

James Veazey, MD
Albany, New York

Kathy J. Wydra, RN
Rochester, New York

Executive Editor
Diana S. Wheeler

Editorial Assistant
Rose Marie Lattanze



Charles B. Slack, Inc.
6900 Grove Road
Thorofare, New Jersey 08086

Associate Publisher
Richard N. Roash

Promotion and Circulation Manager
Peter N. Slack

Advertising Sales Representative
Melissa Warner

For on-the-spot infection control



NEW

HIBISTAT™

(chlorhexidine gluconate)

Germicidal Hand Rinse

Degerms and disappears in seconds

- Degerms clean hands between patients, to tighten infection control
- Rapid wide-range germicidal action and persistent antimicrobial effect



- Time saving technique when routine hand washing is inconvenient—requires no water or towels
- Emollients in HIBISTAT keep hands soft even after repeated use

© 1980 ICI Americas Inc.



STUART PHARMACEUTICALS | Division of ICI Americas Inc.
Wilmington, DE 19897