

Two New Titles in Entomology from Cambridge University Press!

Fifth Edition

The Insects Structure and Function


R. F. Chapman

*Edited by Stephen J. Simpson and
Angela E. Douglas*

“This new edition of *The Insects: Structure and Function* fascinates the reader with details on the morphology, processes and mechanisms which allow insects to burgeon on Earth. The tradition of excellence established by Chapman has been perpetuated. Thoroughly modernized and comprehensive, the revision captures the excitement of recent major advances in understanding.”

—*Peter W. Price, Regents' Professor Emeritus,
Department of Biological Sciences, Northern Arizona University, Flagstaff*

\$75.00: Paperback: 978-0-521-11389-2: 968 pp.



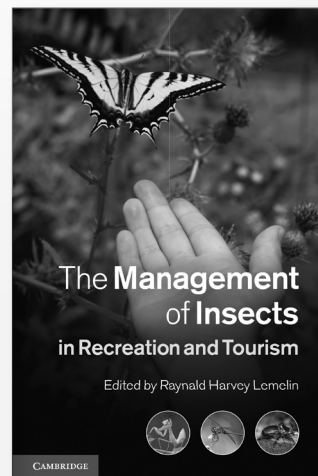
The Management of Insects in Recreation and Tourism

Edited by Raynald Harvey Lemelin

“Lemelin has successfully assembled experts in the area of insects, recreation and tourism in this highly informative book on human-insect dynamics. The wide array of carefully chosen case studies will appeal to readers wishing to understand the deep significance of our encounters with insects. The book is sure to change the mind of anyone who has not thought of incorporating insects into their leisure activities and to further inform the millions that already do participate in insect-related recreation. This is a fascinating, much needed interdisciplinary look at not only activities such as butterfly watching and dragonfly hunting, but also their connection to larger issues of biodiversity and conservation.”

—*Diane M. Rodgers, Northern Illinois University*

\$105.00: Hardback: 978-1-107-01288-2: 365 pp.



Prices subject to change.

www.cambridge.org/us/lifesciences
800.872.7423

@cambUP_lifesci



CAMBRIDGE
UNIVERSITY PRESS

Go Mobile

CJO Mobile (CJOm) is a streamlined
Cambridge Journals Online (CJO)
for smartphones and other
small mobile devices



- Use CJOm to access all journal content including *FirstView* articles which are published online ahead of print
- Access quickly and easily thanks to simplified design and low resolution images
- Register for content alerts or save searches and articles – they will be available on both CJO and CJOm
- Your device will be detected and automatically directed to CJOm via: journals.cambridge.org



CAMBRIDGE
UNIVERSITY PRESS

Entomological Society of Canada / Société d'entomologie du Canada

393 Avenue Winston Avenue,
Ottawa, Ontario, Canada K2A 1Y8

www.esc-sec.ca

613-725-2619, fax/télécopieur 613-725-9349, e-mail/courriel entsoc.can@bellnet.ca

Board officers/Officiers du Comité d'administration

President/Président	Michel Cusson, Sainte-Foy, Québec	418-648-3944	michel.cusson@rncan-nrcan.gc.ca
1 st Vice President/1 ^{er} Vice-président	Rosemarie DeClerck-Floate, Lethbridge, Alberta	403-317-2270	rosemarie.declerck-floate@agr.gc.ca
2 nd Vice President/2 ^e Vice-président	Rebecca Hallett, Guelph, Ontario	519-824-4120	rhallett@uoguelph.ca
Past President/Président sortant	Peter Mason, Ottawa, Ontario	613-759-1908	peter.mason@agr.gc.ca
Secretary/Secrétaire	Alec McClay, Sherwood Park, Alberta	780-953-4077	secretary@esc-sec.ca
Treasurer/Trésorier	Scott Brooks, Ottawa, Ontario	613-694-2718	scott.brooks@agr.gc.ca

The Entomological Society of Canada was founded in 1863 to study, advance, and promote entomology. It does this through publications, meetings, scholarships and awards, advocacy, and other activities. Membership is open to all individuals interested in entomology worldwide and is renewable annually. Regular members receive the scientific journal of the Society, *The Canadian Entomologist*, published continuously since 1868, and the newsletter of the Society, the *Bulletin*. Student members receive the *Bulletin* and can elect to receive *The Canadian Entomologist* for a nominal surcharge. All members receive a discount for annual meeting registration fees, have access to members-only privileges at the Society Web site, and receive other benefits. Details on regular and student membership fees and application forms are also available at the Web site. Application forms should be transmitted to the Society Office.

All information found on this page is also available at www.esc-sec.ca. Direct all correspondence about membership, subscriptions, back issues, and changes of address to the Society Office.

Fondée en 1863, la Société d'entomologie du Canada a pour but d'étudier, de faire progresser et de promouvoir l'entomologie. Elle accomplit ceci par des publications, des réunions, des bourses et prix, par plaidoyer ou autres activités. L'adhésion est ouverte à toute personne au monde intéressée à l'entomologie, et elle est renouvelable annuellement. Les membres réguliers reçoivent le journal scientifique de la Société, *The Canadian Entomologist*, qui a été publié sans interruption depuis 1868, et le *Bulletin* de la Société. Les membres étudiants reçoivent le *Bulletin* de la Société et, moyennant un coût nominal, *The Canadian Entomologist*. Tous les membres ont des rabais pour l'inscription à la réunion annuelle, un accès privilégié à la section des membres du site Internet, ainsi que d'autres avantages. Pour les formulaires d'application et des informations concernant l'adhésion régulière ou étudiante, consultez le site Web. Les formulaires d'adhésion doivent être acheminés au siège de la Société.

Toutes les informations sur cette page sont également disponibles au www.esc-sec.ca. Adressez toute correspondance concernant l'adhésion, les abonnements institutionnels, les numéros passés et les changements d'adresses au siège de la Société.

Images

On the spine: A rarely observed robber fly, *Ommatius bromleyi* Pritchard (Diptera: Asilidae). Guadalupe Canyon, Arizona.

Une mouche Asilidae rarement observée, *Ommatius bromleyi* Pritchard (Diptera: Asilidae). Guadalupe Canyon, Arizona.

[Photo: S.A. Marshall]

Beneath the title: Larva of a human botfly, *Dermatobia hominis* [Linnaeus, Jr.] (Diptera: Oestridae), excised from under the skin of a host. Costa Rica.

Une larve d'œstre humain, *Dermatobia hominis* [Linnaeus, Jr.] (Diptera: Oestridae), excisée de sous la peau de son hôte. Costa Rica.

[Photo: W.B. Strong]

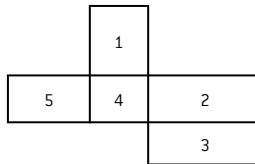


Cambridge Journals Online

For further information on this journal please go to the journal website at:

journals.cambridge.org/tce

CAMBRIDGE
UNIVERSITY PRESS



Front cover/Plat supérieur:

- 1 A bee fly, *Bombylius aurifer* Osten Sacken (Diptera: Bombyliidae), wing-fanning on a leaf. Vernon, British Columbia.

Un bombyle, *Bombylius aurifer* Osten Sacken (Diptera: Bombyliidae), battant des ailes sur une feuille. Vernon, Colombie-Britannique.

[Photo: W.B. Strong]

- 2 The Manual of Nearctic Diptera coordinators with German dipterist Willi Hennig, during his visit to the Diptera Unit of the Canadian National Collection of Insects (Ottawa) in the fall of 1967. Back, left to right: Frank McAlpine, Herb Teskey, Guy Shewell; front, left to right: Monty Wood, Dick Vockeroth, Bobbie Peterson, Willi Hennig.

Les coordonateurs du Manuel des Diptères néarctiques en compagnie du diptériste allemand Willi Hennig lors de sa visite à l'Unité Diptères de la Collection nationale canadienne d'insectes (Ottawa) à l'automne 1967. Derrière, de gauche à droite : Frank McAlpine, Herb Teskey, Guy Shewell; devant, de gauche à droite : Monty Wood, Dick Vockeroth, Bobbie Peterson, Willi Hennig.

[Photo: unknown / inconnu]

- 3 A soldier fly, *Caloparyphus decemmaculatus* (Osten Sacken) (Diptera: Stratiomyidae). New Mexico.

Une mouche Stratiomyidae, *Caloparyphus decemmaculatus* (Osten Sacken) (Diptera: Stratiomyidae). Nouveau-Mexique.

[Photo: S.A. Marshall]

- 4 Head of a Narcissus bulb fly, *Merodon equestris* [F.] (Diptera: Syrphidae), a species introduced to North America from Europe. Vernon, British Columbia.

Une tête de mouche des narcisses, *Merodon equestris* [F.] (Diptera: Syrphidae), une espèce introduite en Amérique de Nord à partir de l'Europe. Vernon, Colombie-Britannique.

[Photo: W.B. Strong]

- 5 Courting/mating long-legged flies, *Dolichopus* Latreille (Diptera: Dolichopodidae). Copetown Bog, Wentworth Co., Ontario.

Parade/accouplement de mouches à longues pattes, *Dolichopus* Latreille (Diptera: Dolichopodidae). Tourbière Copetown, Wentworth Co., Ontario.

[Photo: S.A. Marshall]

Back cover/Plat inférieur:

A soldier fly, *Odontomyia cincta* Olivier (Diptera: Stratiomyidae). Near Elk Island National Park, Alberta.

Une mouche Stratiomyidae, *Odontomyia cincta* Olivier (Diptera: Stratiomyidae). Près du parc national Elk Island, Alberta.

[Photo: H.C. Proctor]