

## 28. Optical Properties of Atmospheric Dust From Twilight Observations

N. B. DIVARI, Y. I. ZAGINAYILO,  
AND L. V. KOVALCHUK  
*Odessa Polytechnic Institute*  
*Odessa, U.S.S.R.*

*Three methods of approximation are described and are used to separate the primary twilight brightness from the observed brightness. Photoelectric observations obtained at the Majaky Observatory in 1968–69 (Zaginayilo) are combined with observations from a balloon and from Pic-du-Midi Observatory (Link et al., 1967) to derive the atmospheric scattering phase functions at 0.37  $\mu$  and 0.58  $\mu$  as a function of height.*

*Comparison of these data with data for a Rayleigh atmosphere provide information on the optical properties of dust in the upper atmosphere.*

THE OBSERVED BRIGHTNESS  $B_{\text{obs}}$  of the twilight sky may be considered as the sum of the primary brightness  $B_1$  and the secondary one  $B_2$ :

$$B_{\text{obs}} = B_1 + B_2 \quad (1)$$

For investigation of the optical properties of the Earth's atmosphere it is necessary to separate the primary brightness  $B_1$  from the observed brightness  $B_{\text{obs}}$ . It is a difficult problem. As there is no widely adopted method now for separating the primary brightness, we have determined this brightness by using three approximation methods.

The first method was proposed by V. G. Fessenkov (1968a) and utilizes observations in two points of the solar meridian with zenith distances  $z = 70^\circ$ . By this method the brightness of the secondary twilight in the observation point is determined from observations in the other point (the base point) lying in the Earth's shadow and having the zenith distance  $z = 70^\circ$ .

This method may be extended to points of the sky with zenith distances different from  $z = 70^\circ$ . Values of coefficient  $k$  are listed in table 1. The

coefficient  $k$  is used for computations of the secondary brightness  $B_2(z)$  in the observation point from the secondary brightness  $B_2'(70^\circ)$  in the base point  $z = 70^\circ$ ,  $A = 180^\circ$  by the formula  $B_2(z) = kB_2'(70^\circ)$ .

In the second method, proposed by Divari (1971), we use another coefficient  $k_1$  which is defined by the ratio  $B_1/(B_1 + B_2) = k_1$ . This coefficient  $k_1$  may also be found from the computations for the standard atmosphere. Values of this coefficient are listed in table 2.

These values found according to the data of Divari and Plotnikova (1965), for corresponding wavelengths and atmospheric transmission coefficients may be considered only as a first approximation.

The third method for the determination of the primary brightness is V. G. Fessenkov's method of observations of the point of the sky with zenith distance  $z = 80^\circ$  and azimuth  $A = 30^\circ$  (from the Sun azimuth). This method requires measurement of intensity, degree and angle of polarization of the light of the twilight sky in the quoted point (Fessenkov, 1968b).

TABLE 1.—Values of Coefficient  $k = B_2(z)/B_2'(70^\circ)$  used for  $A = 0^\circ$  at Wavelengths  $\lambda = 0.37 \mu$  and  $\lambda = 0.58 \mu$  With Corresponding Atmospheric Transmission Coefficients  $p = 0.59$  and  $p = 0.89$  (Base Point  $z = 70^\circ$ ,  $A = 180^\circ$ )

$\frac{g}{z}$	$\lambda = 0.37 \mu, p = 0.59$				$\lambda = 0.58 \mu, p = 0.89$			
	$4^\circ$	$6^\circ$	$10^\circ$	$14^\circ$	$4^\circ$	$6^\circ$	$10^\circ$	$14^\circ$
$80^\circ$	1.31	1.46	1.51	1.54	2.12	2.55	2.63	2.73
70	0.891	1.47	1.37	1.37	1.10	2.00	2.11	2.17
60	0.809	1.30	1.25	1.25	0.673	1.19	1.24	1.26
40	0.583	0.897	0.846	0.842	0.337	0.574	0.579	0.580
20	0.451	0.650	0.592	0.585	0.222	0.368	0.366	0.363
0	0.385	0.535	0.503	0.496	0.185	0.304	0.303	0.300
-20	0.388	0.535	0.557	0.555	0.195	0.324	0.328	0.323
-40	0.458	0.650	0.746	0.749	0.254	0.427	0.438	0.436
-60	0.600	0.873	0.988	0.998	0.403	0.684	0.711	0.710

TABLE 2.—Values of Coefficient  $K_1 = B_1/(B_1 + B_2)$  Used for the Wavelengths  $\lambda = 0.37$  and  $\lambda = 0.58 \mu$  (Transmission Coefficients  $p = 0.59$  and  $p = 0.89$ ) and Computed According to the Data of Divari and Plotnikova (1965) for  $A = 0^\circ$

$\frac{g}{z}$	$\lambda = 0.37 \mu, p = 0.59$				$\lambda = 0.58 \mu, p = 0.89$			
	$4^\circ$	$6^\circ$	$10^\circ$	$14^\circ$	$4^\circ$	$6^\circ$	$10^\circ$	$14^\circ$
$80^\circ$	0.70	0.79	0.66	0.43	0.80	0.76	0.52	0.49
70	0.75	0.74	0.24	0.16	0.75	0.62	0.22	0.22
60	0.73	0.68	0.10	$8.0 \cdot 10^{-2}$	0.72	0.55	0.12	0.12
40	0.69	0.59	$3.4 \cdot 10^{-2}$	$3.4 \cdot 10^{-2}$	0.69	0.46	$5.6 \cdot 10^{-2}$	$5.6 \cdot 10^{-2}$
20	0.65	0.52	$2.3 \cdot 10^{-2}$	$2.2 \cdot 10^{-2}$	0.66	0.40	$3.7 \cdot 10^{-2}$	$3.5 \cdot 10^{-2}$
0	0.63	0.47	$1.6 \cdot 10^{-2}$	$1.5 \cdot 10^{-2}$	0.65	0.36	$2.7 \cdot 10^{-2}$	$2.3 \cdot 10^{-2}$
-20	0.63	0.44	$9.4 \cdot 10^{-3}$	$8.0 \cdot 10^{-3}$	0.64	0.33	$1.6 \cdot 10^{-2}$	$1.2 \cdot 10^{-2}$
-40	0.62	0.35	$4.1 \cdot 10^{-3}$	$2.7 \cdot 10^{-3}$	0.63	0.27	$7.6 \cdot 10^{-3}$	$4.3 \cdot 10^{-3}$
-60	0.51	0.13	$7.9 \cdot 10^{-4}$	$2.7 \cdot 10^{-4}$	0.56	0.14	$1.4 \cdot 10^{-3}$	$3.0 \cdot 10^{-4}$

Having the primary brightness  $B_1$  as the function of the Sun depression  $g$  ( $g = z - 90^\circ$ , where  $z$  is the zenith distance of the Sun) or of the effective height of the twilight ray  $h$ , it is possible to determine the scattering coefficient  $\sigma(\theta, h)$  of the atmosphere as a function of the scattering angle  $\theta$  and the height  $h$  above the surface of the Earth. This procedure is described by Divari (1971).

Knowing  $\sigma(\theta, h)$ , we can find the volume scattering coefficient  $\Sigma(h)$  (or extinction coefficient)

according to

$$\Sigma(h) = \int \sigma(\theta, h) d\omega \quad (2)$$

where  $d\omega$  is an element of solid angle and integration is over all the angles.

For the purpose of comparing the three foregoing methods of separating primary brightness  $B_1$  and determining the scattering coefficients, we have used the photoelectric observations of twilight sky made by Y. I. Zaginayilo in 1968—

1969 at the observatory Majaky near Odessa (USSR).

Figure 1 shows the observed brightness  $B_{\text{obs}}$  in the solar meridian at the points  $z=70^\circ$  and  $z=-60^\circ$  (the minus sign indicates that the observed point is on the antisolar side of the Sun meridian) and the primary brightnesses  $B_1^{(1)}$  and  $B_1^{(2)}$  found by the two methods above. As may be seen, the  $B_1^{(1)}$  and  $B_1^{(2)}$  at the point  $z=70^\circ$  are nearly equal in the interval  $2^\circ$  to  $8^\circ$  of the Sun depression. For  $g>8^\circ$ , the second method leads to lower values than the first one ( $B_1^{(2)}<B_1^{(1)}$ ). At the point  $z=-60^\circ$  the deviation of  $B_1^{(2)}$  from  $B_1^{(1)}$  begins earlier, approximately at  $g=4^\circ$ .

Figure 2 shows the primary brightnesses  $B_1^{(1)}$  and  $B_1^{(2)}$  at the wavelength  $\lambda=0.58\ \mu$  obtained from the observed brightness  $B_{\text{obs}}$  at the point  $z=30^\circ$  of the Sun meridian. In the

same figure we have shown the brightness  $B_1(25)$  ( $\lambda=0.53\ \mu$ ) which was obtained by F. Link, L. Neuzil, and I. Zacharov (1967) by means of balloon observations at the height of 25 km above the Earth's surface. By crosses we have shown the observed brightnesses, obtained by Link et al. (1967) from the observation (at the wavelength  $\lambda=0.53\ \mu$ ) at the Pic-du-Midi observatory ( $H=2.9\ \text{km}$ ). It seems from comparing the data presented in figure 2 that  $B_1^{(2)}$  gives a more realistic approximation of primary brightnesses than  $B_1^{(1)}$ .

In figure 3 we have shown the phase functions  $\sigma(\theta)$  for  $\lambda 0.37\ \mu$  and  $\lambda 0.58\ \mu$  obtained from the  $\sigma(\theta, h)$  by averaging in the height interval 30 to 130 km. The vertical bars indicate the standard errors. The same figure shows the Rayleigh scattering function  $\sim 1+\cos^2\theta$ . As seen from figure 3, the intensity of scattered light increases

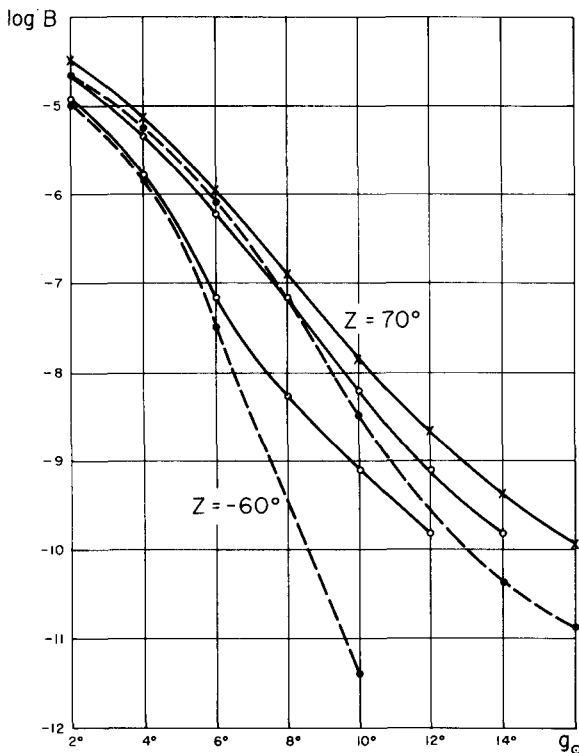


FIGURE 1.—Log of the observed brightness  $B_{\text{obs}}$  at the points  $Z=70^\circ$  (crosses) and  $Z=-60^\circ$  of the solar meridian and primary brightnesses  $B_1^{(1)}$  (open circles) and  $B_1^{(2)}$  (black dots) for the same point of the sky, plotted against  $g_\odot$ , the solar depression angle.

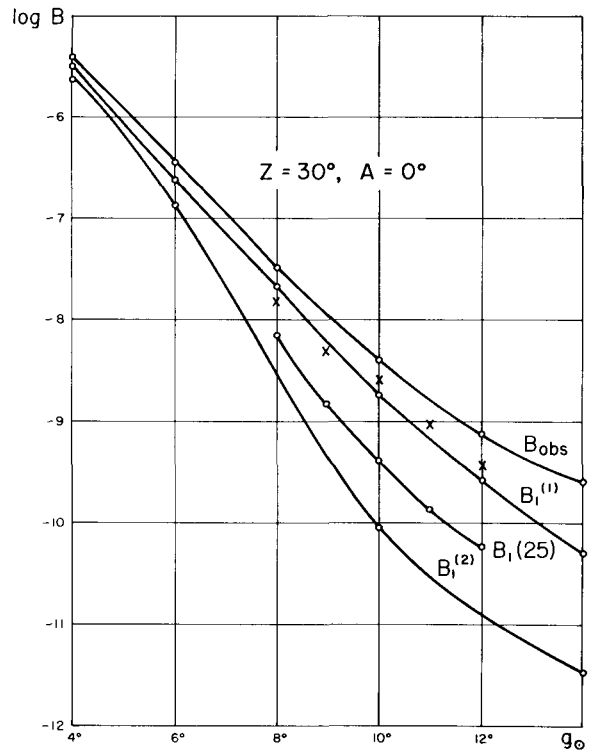


FIGURE 2.—Log of the observed brightness  $B_{\text{obs}}$  and primary brightnesses  $B_1^{(1)}$  and  $B_1^{(2)}$  at wavelengths  $\lambda 0.58\ \mu$  from observations at the point  $Z=30^\circ$  of the sun meridian.  $B_1(25)$  is primary brightness according to Link et al. (1967) from balloon observation. Crosses are their observations of brightness at the Pic-du-Midi. Abscissae are solar depression angles  $g_\odot$ .

with the decrease of angle  $\theta$  steeper than for Rayleigh scattering. It seems that it is the manifestation of the influence of aerosols on the optical properties of atmosphere. It may be pointed out that the increase of scattering intensity with the decrease of the scattering angle  $\theta$  is flatter at  $\lambda 0.37 \mu$  than at  $\lambda 0.58 \mu$ .

Figure 3 also shows the aerosol phase function  $\sigma_a(\theta)$  obtained from the atmospheric scattering coefficient  $\sigma(\theta)$  by subtracting the Rayleigh scattering coefficient  $\sigma_R(\theta)$ , calculated for standard atmosphere CIRA, 1965. In the same figure we show the aerosol phase function obtained by E. V. Pyaskovskaya-Fessenkova (1970) from observations of the day skylight. As may be seen, there is a good agreement between the phase functions obtained from twilight and daytime observations.

The scattering coefficient  $\sigma(\theta)$  was defined from observations in the sun meridian for the interval of scattering angles  $\theta=25^\circ$  to  $155^\circ$ . Since for the determination of the extinction coefficient  $\Sigma$  it is necessary to integrate  $\sigma(\theta)$  over the interval  $\theta$  from  $\theta=0^\circ$  to  $\theta=180^\circ$ , we extrapolate this function from  $\theta=25^\circ$  to  $\theta=0^\circ$  and from

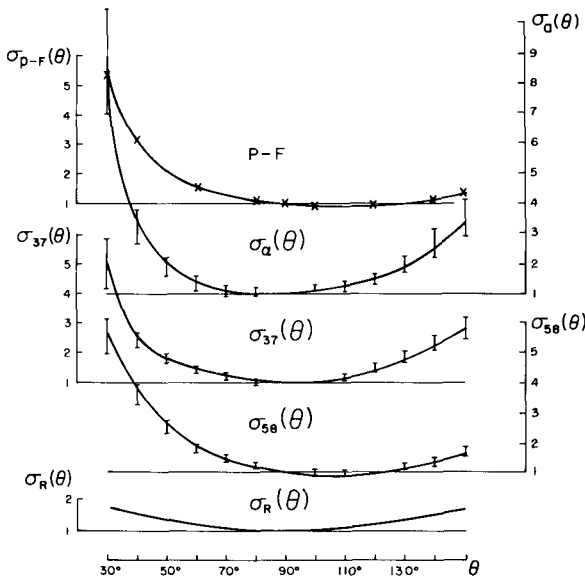


FIGURE 3.—Atmospheric phase function  $\sigma_{37}(\theta)$  for  $\lambda 0.37 \mu$  and  $\sigma_{58}(\theta)$  for  $\lambda 0.58 \mu$  and aerosol phase function  $\sigma_a(\theta)$  for  $\lambda 0.37 \mu$ . P-F is aerosol phase function according to Pyaskovskaya-Fessenkova (1970) for  $\lambda 0.546 \mu$ .  $\sigma_R(\theta)$  is Rayleigh phase function for  $\lambda 0.37 \mu$ .

$\theta=155^\circ$  to  $\theta=180^\circ$ . The extrapolation from  $\theta=25^\circ$  to  $\theta=0^\circ$  was made by taking into account the results found by G. Newkirk and J. A. Eddy (1963) for the small angles from the stratospheric coronagraph observations. The extrapolation in the angle interval  $160^\circ$  to  $180^\circ$  is made with sufficient certainty and the error of this extrapolation according to our estimations can reach a few percent of the value of  $\Sigma$ .

Figure 4 shows the extinction coefficients  $\Sigma^{(1)}$ ,  $\Sigma^{(2)}$  and  $\Sigma^{(3)}$  obtained for the primary

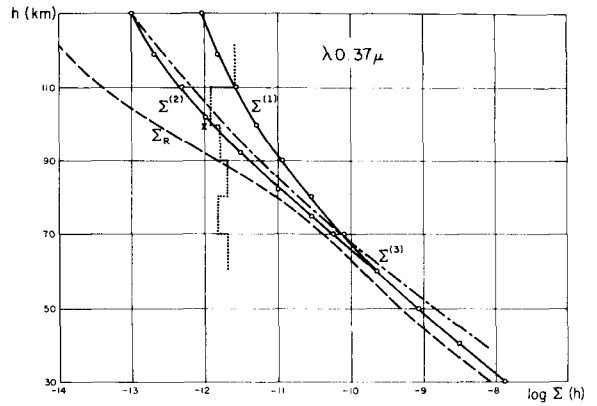


FIGURE 4.—Extinction coefficient  $\Sigma^{(1)}$ ,  $\Sigma^{(2)}$  and  $\Sigma^{(3)}$  obtained from the primary brightnesses  $B_1^{(1)}$ ,  $B_1^{(2)}$  and  $B_1^{(3)}$  at the wavelength  $\lambda 0.37 \mu$ . Point X is the value according to Mikirov (1963). Dotted line portrays extinction coefficient according to Fiocco and Colombo (1964).

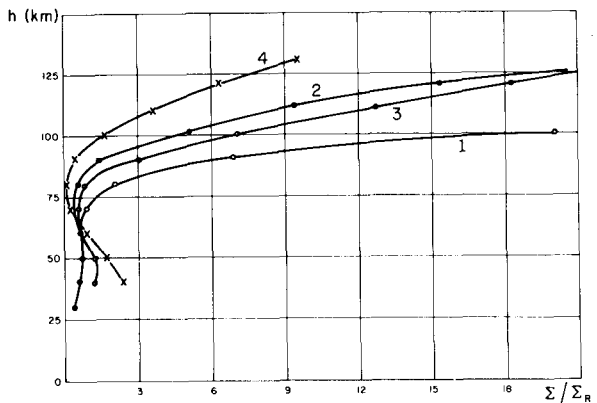


FIGURE 5.—Ratios  $\Sigma/\Sigma_R$ . Curve 1 is ratio obtained from  $B_1^{(1)}$  in the Sun meridian. Curve 2 is ratio obtained from  $B_1^{(2)}$  in the Sun meridian. Curve 3 is ratio obtained from  $B_1^{(2)}$  at the point  $Z=80^\circ$ ,  $A=30^\circ$ . Curve 4 is ratio obtained from  $B_1^{(3)}$  at the point  $Z=80^\circ$ ,  $A=30^\circ$ .

brightnesses  $B^{(1)}$ ,  $B^{(2)}$  and  $B^{(3)}$  at wavelength  $\lambda 0.37 \mu$ , computed by the three foregoing methods. In the same figure there is the Rayleigh extinction coefficient  $\Sigma_R$  computed for atmosphere model CIRA 1965. The dotted line indicates the extinction coefficient found for the heights 60 to 120 km by G. Fiocco and G. Colombo (1964) by means of laser observations. The cross indicates the extinction coefficient found by A. E. Mikirov (1963) by means of rocket measurements.

To present the importance of the aerosols in the atmospheric scattering, we have computed the ratio  $\Sigma/\Sigma_R$  for different heights from 30 to

125 km. As is seen from figure 5, the values of this ratio are near unity in the height interval 30 to 80 km and rapidly increase above 80 km. It seems that this phenomenon is the result of the light scattered by dust which penetrates into the Earth's atmosphere from the interplanetary space or arises from meteor ablation.

The presented data and the results of comparing the twilight data with data obtained by other methods permit the conclusion that the twilight method offers good possibilities for investigation of the optical properties of the upper atmosphere and can be used for monitoring the dust concentration in the upper atmosphere.

### REFERENCES

- DIVARI, N. B., 1971. The results of investigation of dust in the upper atmosphere by the twilight method, *Space Research XI*, 351-355.
- DIVARI, N. B., AND PLOTNIKOVA, L. I., 1965. Computed brightness of the twilight sky, *Astron. Zhurn. Akad. Nauk., SSSR*, **42**, 1090-1103.
- FESSENKOV, V. G., 1968a. *Atmosfernaya optika*, Nauka Press, Moscow, 96. Translated and published by Plenum Publ. Corp., New York, "Atmospheric optics," edited by N. B. Divari, 1970, 90.
- , 1968b. *Atmosfernaya optika*, Nauka Press, Moscow, 175.
- FIOCO, G., AND COLOMBO, G., 1964. Optical radar results and meteoric fragmentation, *J. Geophys. Res.*, **69**, 1795-1805.
- LINK, F., NEUSIL, L., AND ZACHAROV, I., 1967. Mesures simultanees du ciel crepusculaire in ballon et au sol, *Ann. Geophys.*, **23**, 207-216.
- MIKIROV, A. E., 1963. Aerosol scattering coefficient measurements at 80-100 km, *Space Research III*, 155-161.
- NEWKIRK, G., JR., AND EDDY, J. A., 1963. Influx of meteor particles in the upper atmosphere of the Earth as determined from stratospheric coronagraph observations, *Space Research III*, 143-154.
- PYASKOVSKAYA-FESSENKOVA, E. V., 1970. *Atmosfernaya optika*, Nauka Press, Moscow, 94 (to be translated by Plenum Publ. Corp.).