


April  
1991

# The Journal of Laryngology and Otology



Founded in 1887 by Morell Mackenzie & Norris Wolfenden

Edited by JOHN B. BOOTH

Assistant Editors NEIL WEIR, PATRICK BEASLEY, CAROL WENGRAF, RICHARD RAMSDEN,  
IOLO GRIFFITH & PETER RHÏS EVANS

Advisor in Pathology IMRICH FRIEDMANN

Advisor in Audiology LINDA LUXON

Advisors in Radiology GLYN LLOYD & PETER PHELPS

Advisor in Statistics STEPHEN EVANS

Vol 105  
No 4

# The Journal of Laryngology and Otology

(Founded in 1887 by MORELL MACKENZIE and NORRIS WOLFENDEN)

Edited by JOHN B. BOOTH

Assistant Editors NEIL WEIR, PATRICK BEASLEY, CAROL WENGRAF, RICHARD RAMSDEN,  
IOLO GRIFFITH & PETER RHYS EVANS

Editorial Assistant CAROLINE BARRETT

## INSTRUCTIONS FOR AUTHORS

1. Original articles which have not been published elsewhere are invited and should be sent to the Editor. They are considered for publication on the understanding that they are contributed to this *Journal* solely. Reproduction elsewhere, in whole or in part, is not permitted without the previous written consent of the Author and Editor and the customary acknowledgement must be made. Normally an original main article should not exceed 7500 words.

Longer articles or theses will be considered for publication as *Supplements*, at the expense of the authors or their employing authorities.

2. Manuscripts should be typewritten in **duplicate** on one side only of the paper (A4 297×210 mm) and double spaced, with wide margins.

Begin each component on a new page in the following sequence: title page, abstract, text, acknowledgements, references, tables and legends.

(a) **Abstract**—This should contain not more than 150 words and include a statement of the problem, the method of study, results and conclusions; a 'summary' section should **not** be included in the main manuscript.

(b) **Key Words**—only those appearing as Medical Subject Headings (MeSH) in the supplement to the Index Medicus may be used; where no appropriate word(s) are listed those dictated by common sense/usage should be supplied.

(c) **Text**—Suggested outline—(1) introduction, (2) materials and methods, (3) results, (4) discussion, (5) conclusion.

(d) **Tables** are adjuncts to the text and should not repeat material already presented.

(e) **Illustrations**—Two sets of illustrations, one with each copy of the manuscript, must be submitted and all authors should remember that the single column width is 80mm. One set of illustrations should, therefore, not exceed this width and they should ensure that the essential features are illustrated within this dimension.

Coloured illustrations will be charged to authors, unless a special grant is authorized by the Editor.

Written permission from the publisher must be provided to the *Journal* in order to republish material with copyright elsewhere and also from the senior author where necessary.

(f) **Measurements** must be in metric units, with Système Internationale (SI) equivalents given in parentheses.

(g) **References**—For *Journal* articles, The Harvard system of recording references should be used, e.g. Green, C. and Brown, D. (1951). The tonsil problem. *Journal of Laryngology and Otology* 65: 33–38. A paper written by more than two authors should be abbreviated in the text, e.g. Green *et al.* (1951), but *all* the authors should be given in the list of references. The titles of all *Journals* should be given without abbreviation. **References should be listed in alphabetical order**; use of the Vancouver system will **not** be accepted.

For single-author books, the following style should be used: Green, C. (1951). *The tonsil problem*, 2nd edn., vol. 1, Headley Brothers Ltd., Ashford, Kent, p 33–38.

For papers in multi-author books with one or more editors, the reference should include the title of the chapter and the names of the editors, together with the number of the edition as eg: Brown, D. (1951) Examination of the ear. In *Diseases of the Ear, Nose and Throat*. 2nd Edition. (White, A., Black, B., eds.), Headley Brothers Ltd, Ashford, Kent, p 33–38.

**It is most important that authors should verify personally the accuracy of every reference before submitting a paper for publication. The names of authors cited in the References should be given in alphabetical order.**

(h) **Meetings**—If the manuscript was presented at a meeting, the place where it was held, and the date on which it was read must be included and should appear at the foot of the title page.

(i) **Financial disclosures**—In the submission letter to the Editor, the authors must list all affiliations with or financial involvement in, organizations or entities with a direct financial interest in the subject matter or material of the research discussed in the manuscript.

(j) **Rejections**—All manuscripts which are rejected will no longer be returned to the authors. Those submitting papers should, therefore, ensure that they retain at least one copy and the reference numbers, if any, of the illustrations. The only exception to this will be those manuscripts with colour illustrations which will be returned *automatically* by Surface Mail.

(k) **Facsimile (FAX)**. All authors should send a Facsimile number whenever possible to speed communication; this particularly applies to those outside the United Kingdom. Manuscripts with no visual illustrations (X-rays/pathology) may be sent by facsimile.

3. Page proofs are sent to authors for corrections, which should be kept to a minimum; they must be clearly marked, and no extra matter added. Proofs should be returned within 5 days.

4. Orders for reprints must be sent when returning page proofs, and for this purpose special forms are supplied.

5. Editorial communications may be addressed to **The Editor, Journal of Laryngology and Otology, c/o Headley Brothers Ltd., The Invicta Press, Ashford, Kent TN24 8HH or sent by FAX (071-224 1645).**

6. **The annual subscription is £80.00 Institutions & Libraries US\$200.00; £75.00 Individuals US\$187.50; £45.00 Registrars, Residents and Interns.** (Those in training should submit a certificate from The Head of the Department giving details of their appointment; those who qualify must supply their *home* address for mailing direct). Claims to be made for missing issues within 6 months of each publication date.

7. Single copies of current or back numbers (when available) will be on sale at £11.00 each (including postage).

8. All subscriptions, advertising and business communications should be sent to the publishers, or subscription agents.

**HEADLEY BROTHERS LTD,**  
THE INVICTA PRESS, ASHFORD, KENT.

© *Journal of Laryngology and Otology Ltd.*, 1991


ISSN 0022-2151

Second class postage paid Rahway, N.J.

Postmaster: Send address corrections to The Journal of Laryngology and Otology, c/o Mercury

Airfreight International Ltd. Inc., 2323 Randolph Avenue, Avenel, N.J. 07001. Frequency of Publication: Monthly.

# Stroboscope Generator 5012



the universal unit for diagnosis of functional disorders of the vocal chords

- simple operation
- high light intensity
- second light connection
- fast and sure triggering even with "poor" phonation
- display of phase, frequency and sound level
- application with rigid or flexible endoscopes (e. g. magnifying laryngoscope or nasopharyngoscope)
- integrated air insufflator to prevent fogging of magnifying laryngoscope
- can be used in conjunction with video systems and text generators .

Contact us for details:

**RICHARD  
WOLF**



**RICHARD WOLF U.K. Ltd.**  
P. O. Box 47, Mitcham,  
Surrey CR4 4TT  
Tel. (01) 6 40-30 54  
Telex 886 329

G 005 / 1.88

# THE LARYNGOSCOPE

A Monthly Journal  
devoted to the disease of  
EAR, NOSE AND THROAT

*Official organ for the American Laryngological  
Rhinological and Otological Society*

Price \$90.00 per year

Canada \$110.00 per year

Foreign \$110.00 per year

*Institutional rate: U.S. \$100.00 per year, Foreign \$120.00 per year*

ESTABLISHED 1896

GERSHON J. SPECTOR  
EDITOR

9216 CLAYTON ROAD, ST LOUIS,  
MISSOURI 63124-1561

*For Advertisement Rates and Space in this Journal*

*apply to*

The Advertisement Manager


THE JOURNAL OF LARYNGOLOGY  
AND OTOLOGY

Headley Brothers Limited

The Invicta Press · Ashford · Kent TN24 8HH

Tel: (0233) 623131

**NEW FILE BINDERS**  
are now available  
for The Journal






Bound in blue and white rexine to  
hold one volume. Available, boxed,  
from the Publisher price £12  
including VAT and postage  
**HEADLEY BROTHERS LTD, Queens Road**  
**Ashford Kent.**

# For vertigo

due to Ménière's syndrome

At the recommended dosage of three 16mg tablets daily, Serc-16 is a highly effective first-line therapy for vertigo due to Ménière's syndrome.

-  Regression of symptoms — if therapy commences in the initial stages<sup>1</sup>
-  Not associated with Parkinsonian side-effects — unlike prochlorperazine<sup>2</sup>
-  Non-sedative<sup>3</sup>

# SERC<sup>®</sup>-16

betahistine 16mg

## Tackles the symptoms by treating the cause

**Presentation:** A white, flat round tablet imprinted '267' on one face, 'DUPHAR' on the reverse, each tablet containing 16mg betahistine dihydrochloride. Available in packs of 84 tablets. Basic NHS price £18.03. **Indications:** Vertigo, tinnitus and hearing loss associated with Ménière's syndrome. **Dosage and Administration:** *Adults:* Initially one tablet three times daily, taken preferably with meals. *Maintenance dose:* 24-48mg daily. *Children:* No dosage recommendations are made for children. **Contra-indications, Warnings, etc.:** *Contra-indications:* Phaeochromocytoma. *Precautions:* Clinical intolerance to Serc in bronchial asthma patients has not been shown, but caution should be exercised when administering this histamine analogue to bronchial asthma patients. *Though an antagonism between Serc and antihistamines could be expected on a theoretical basis, no such*

interactions have been reported. The usual precautions should be observed when administering Serc to patients in pregnancy. *Side-effects:* There has been a small number of reports of gastric upset. **Product Licence Number:** 0512/0088.

**References:** 1. Wilmot, T.J., *Clin. Otolaryngol.*, 1979; 4: 131-143. 2. Stephen, P.J. & Williamson, J., *Lancet*, 1984, ii: 1082-1083. 3. Data on file, Duphar Laboratories Limited. Further information is available from:

**duphar**

Duphar Laboratories Limited, Gaters Hill, West End, Southampton SO3 3JD. Tel: (0703) 472281.