





ARTICLE

# The parasitoid complex of diamondback moth, *Plutella xylostella* (Linnaeus) (Lepidoptera: Plutellidae), in Canada: impact and status

Peter G. Mason<sup>1\*</sup>, Tina Dancau<sup>1,2</sup>, Paul K. Abram<sup>3</sup>, Christine Noronha<sup>4</sup>, Peggy L. Dixon<sup>5</sup>, Carolyn K. Parsons<sup>5</sup>, M.H. Bahar<sup>4</sup>, Andrew M.R. Bennett<sup>1</sup>, José Fernández-Triana<sup>1</sup>, Andrea M. Brauner<sup>1</sup>, Peggy Clarke<sup>3</sup>, Jason Thiessen<sup>3</sup>, David R. Gillespie<sup>3</sup>, and Tim Haye<sup>6</sup>

<sup>1</sup>Agriculture and Agri-Food Canada, Ottawa Research and Development Centre, 960 Carling Ave, Ottawa, Ontario, K1A 0C6, Canada, <sup>2</sup>Health Canada, Pest Management Regulatory Agency, 2720 Riverside Drive, Ottawa, Ontario, K1A 0K9, Canada, <sup>3</sup>Agriculture and Agri-Food Canada, Agassiz Research and Development Centre, 6947 Highway 7, Post Office Box 1000, Agassiz, British Columbia, V0M 1A0, Canada, <sup>4</sup>Agriculture and Agri-Food Canada, Charlottetown Research and Development Centre, 440 University Avenue, Charlottetown, Prince Edward Island, C1A 4N6, Canada, <sup>5</sup>Agriculture and Agri-Food Canada, St. John's Research and Development Centre, 204 Brookfield Road, Building 25, St. John's, Newfoundland and Labrador, A1E 6J5, Canada, and <sup>6</sup>Centre for Agriculture and Bioscience International, Rue des Grillons 1, 2800 Delémont, Switzerland

\*Corresponding author. Email: [peter.mason@agr.gc.ca](mailto:peter.mason@agr.gc.ca)

(Received 15 June 2021; accepted 5 August 2021)

## Abstract

Diamondback moth, *Plutella xylostella* (Linnaeus) (Lepidoptera: Plutellidae), a globally important pest of Brassicaceae crops, migrates into all provinces of Canada annually. Life tables were used to determine the mortality levels contributed by the parasitoid complexes associated with diamondback moth in British Columbia, Ontario, Prince Edward Island, and insular Newfoundland. Overall, diamondback moth populations showed high generational mortality (> 90%) in all provinces, although parasitism levels were generally low. The net reproductive rate of increase in diamondback moth was less than 1.0 (populations declined) in both years in British Columbia and in each of two years in Newfoundland and Ontario, but it was greater than 1.0 in all three years in Prince Edward Island. Lower parasitism levels were found in Prince Edward Island (3.0–6.3%) compared with other provinces (8.4–17.6%, except one year in British Columbia). *Diadegma insulare* was the main larval parasitoid found; it was present in all provinces. *Microplitis plutellae* was present in all provinces except British Columbia. *Oomyzus sokolowskii* was found in British Columbia and Ontario. The parasitoid community documented from sentinel sampling was less diverse than that found through destructive sampling. Hypotheses are provided to explain the presence of major parasitoids. Increasing larval parasitism would have the largest effect on diamondback moth population growth in Canada.

## Introduction

Diamondback moth, *Plutella xylostella* (Linnaeus) (Lepidoptera: Plutellidae), is a major pest of economically important Brassicaceae (Zalucki *et al.* 2012). On a global scale, diamondback moth individuals are genetically similar, with substantial gene flow among distant geographic populations (Caprio and Tabashnik 1992; Chang *et al.* 1997; Li *et al.* 2006; Pichon *et al.* 2006;

Subject editor: Boyd A. Mori

© 2022 The authors and Her Majesty the Queen in Right of Canada. Published by Cambridge University Press on behalf of the Entomological Society of Canada. This is an Open Access article, distributed under the terms of the Creative Commons Attribution licence (<https://creativecommons.org/licenses/by/4.0/>), which permits unrestricted re-use, distribution, and reproduction in any medium, provided the original work is properly cited.

Murthy *et al.* 2014; Perry *et al.* 2020). However, genetically distinct entities (*e.g.*, individuals that resist certain insecticides) may occur within local populations (Tabashnik *et al.* 1997). Furthermore, cryptic species may be hidden in populations thought to be diamondback moth (Landry and Hebert 2013).

In Canada, diamondback moth occurs in all provinces, and widespread (> 1 million ha) outbreaks in canola, *Brassica napus* Linnaeus and *B. rapa* Linnaeus (Brassicaceae), have occurred in the Prairie Provinces, resulting in tens of millions of dollars (CAD \$) in damage and pest control costs to the canola industry (Dosdall *et al.* 2008; Dosdall and Mason 2010; Isaacs 2019). It was hypothesised that diamondback moth does not overwinter in Canada (Harcourt 1963, 1986; Butts and McEwen 1981), although it may in Alberta in some years (Dosdall 1994) or in southern regions (Dancau *et al.* 2018). Diamondback moth populations from the southern United States of America and northern Mexico are hypothesised to migrate annually on low-level northerly winds into different parts of Canada (Dosdall *et al.* 2004; Hopkinson and Soroka 2010). Diamondback moth populations decline to very low levels or are extirpated in fall due to high mortality caused by abiotic (*e.g.*, rainfall, wind, dislodgement) and biotic factors.

Parasitism can be an important mortality factor of diamondback moth (Shelton *et al.* 2002). A number of parasitoid species have been associated with diamondback moth in Ontario (Harcourt 1960; Dancau *et al.* 2020) and the Prairie Provinces (Putnam 1968, 1978; Braun *et al.* 2004; Dosdall and Mason 2010; Bahar *et al.* 2013; Fernández-Triana *et al.* 2014; Munir *et al.* 2014; Munir 2019). However, the parasitoid fauna associated with diamondback moth is unknown or poorly characterised in other parts of Canada. Knowledge of this parasitoid complex could point to vacant niches that might be filled through introductions of effective nonnative species, relocation of parasitoid species within Canada to regions where they do not occur, or the development of strategies to enhance populations of resident species. Furthermore, knowledge of the existing parasitoid fauna can provide guidance for managing diamondback moth under climate change (Furlong and Zalucki 2017).

Life tables are an important tool to understand the factors that contribute to mortality of a pest species and their significance in reducing pest populations. They may also identify niches in life cycles where introductions of natural enemies could be useful. For example, life table studies of the cabbage seedpod weevil, *Ceutorhynchus obstrictus* Marsham (Coleoptera: Curculionidae), conducted in the area of origin (Haye *et al.* 2010) and area of introduction (Gillespie *et al.* 2019) enabled comparison of the parasitoid fauna between the two areas. Two major parasitoids of *C. obstrictus* larvae not present in the area of introduction were identified as having high impact in the area of origin. Subsequently, one of these parasitoids was discovered to be already present as an adventive introduction in eastern Canada.

A number of life table studies have been conducted on diamondback moth (*e.g.*, Iga 1985; Harcourt 1986; Keinmeesuke *et al.* 1992; Guilloux *et al.* 2003; Ibohal Singh *et al.* 2004; Golizadeh *et al.* 2009; Peng *et al.* 2015; Gowri and Manimegalai 2017; Dancau *et al.* 2020; Farias *et al.* 2021). However, only Iga (1985), Harcourt (1986), Keinmeesuke *et al.* (1992), Dancau *et al.* (2020), and Farias *et al.* (2021) examined natural enemies. No study has been done to assess and compare mortality over a broad area. In addition to assessing mortality, life tables can also elucidate natural enemy–feeding niches that could be filled through introduction of biological control agents. For example, Haye *et al.* (2021) conducted a life table study on diamondback moth that elucidated the natural enemy community in Europe, and those results can be compared with results from life table studies in Canada to identify opportunities to fill vacant feeding niches.

The overall objective of the present study was to determine mortality of diamondback moth in different regions of Canada where infestations routinely occur and can be economically important. Specific objectives were: (1) to determine the impact of parasitoids in population dynamics of diamondback moth; (2) to determine the parasitoid species complex and review

current knowledge on the main parasitoids associated with diamondback moth; and (3) to assess the potential of introduction of additional parasitoids to enhance mortality due to parasitism.

## Materials and methods

### Field sites

The study was conducted at Agriculture and Agri-Food Canada (AAFC) Research and Development Centres in four provinces across Canada where diamondback moth populations occur annually. In British Columbia, the experiment was conducted at the AAFC Agassiz Research Farm (49.242662 °N, 121.756807 °W) from 2014 to 2016. The Ontario component was conducted at the Central Experimental Farm, Ottawa (45.388904 °N, 75.722037 °W) from 2016 to 2018. In Prince Edward Island, the experiment was conducted at the Agriculture and Agri-Food Canada Charlottetown (Harrington) Research Farm (46.341542 °N, 63.160312 °W) from 2017 to 2019. The Newfoundland and Labrador component was conducted at the Agriculture and Agri-Food Canada St. John's Research Farm (47.515941 °N, 52.781857 °W) from 2017 to 2019.

Dancau *et al.* (2020) described the major field plot design implemented in each province. Cabbage, *Brassica oleracea* Linnaeus (Brassicaceae), variety Adaptor, seedlings were planted in May of each year in a tilled 10 m × 10 m plot with individual plants placed every 0.5 m along rows 1 m apart. Within the plot, 20 randomly selected locations were left unplanted to allow placement of sentinel plants infested with the appropriate life stage of diamondback moth. A buffer zone of 44 cabbage plants was planted around the plot, 1 m from the edge, with 1 m between plants to allow detection of incursions from mammalian herbivores – for example, groundhogs, *Marmota monax* (Linnaeus) (Rodentia: Sciuridae) – before they reached the experimental plants.

### Adult monitoring

Two delta-type pheromone traps and diamondback moth lures (Cooper Mills, Madoc, Ontario) were set up at the experimental plot in each province early in the season (14 June 2017 in British Columbia; 11 May 2016, 5 April 2017, and 4 April 2018 in Ontario; 25 April 2017, 16 April 2018, and 8 April 2019 in Prince Edward Island; 19 May 2017, 8 May 2018, and 26 June 2019 in Newfoundland) and removed at the end of the season (24 November 2017 in British Columbia; 23 November 2016, 27 September 2017, and 1 November 2018 in Ontario; 6 October 2017, 25 September 2018, and 16 September 2019 in Prince Edward Island; 5 October 2017, 25 September 2018, and 8 October 2019 in Newfoundland). Traps were equipped with sticky liners that were changed each week, and pheromone lures were replaced every two weeks. Adult diamondback moths were identified visually from sticky cards, and the counts were recorded.

### Life table

Destructive sampling of cabbages was attempted to assess mortality of natural diamondback moth populations (see Dancau *et al.* 2020 for details). Cabbage plants were harvested at soil level 1–3 times during the growing season and carefully examined in the laboratory. The number of diamondback moth eggs, larvae, and pupae was recorded for each plant sampled. The individuals recovered from these samples were maintained in rearing containers under laboratory conditions (approximately 22 ± 1 °C at 60% relative humidity, 16-hour light photoperiod) to assess parasitism levels.

To provide consistency, sentinel plants were infested in the laboratory with known numbers of a single diamondback moth life stage and randomly placed at the vacant locations within each plot (see Dancau *et al.* 2020 for details). At each location, plants were either caged (control for background mortality) or uncaged (to determine natural enemy mortality) and left in the field until transition to the next life stage began. At this time, plants were removed and processed in the laboratory, where individuals were counted and reared, as described above, to assess parasitism levels and additional mortality.

Diamondback moths used in the sentinel plant experiments were obtained from colonies established from the wild in Agassiz, British Columbia, Ottawa, Ontario (Dancau *et al.* 2020), and Charlottetown, Prince Edward Island (years 2 and 3). In some years, individuals from the Ottawa colony were sent to Charlottetown (year 1) and St. John's (all years) to set up temporary colonies for this study.

Discerning generations of diamondback moth using pheromone traps is challenging due to constant immigration. Therefore, as soon as moths were detected in the field, estimates of development using a threshold temperature of 7.3 °C and 293 degree-days for one generation (Butts and McEwen 1981) were used to determine approximate times for exposing the different life stages of diamondback moth.

### Mortality assessment and life table construction

To construct the life tables, mortality rates calculated from field data were applied to a hypothetical cohort of 1000 eggs. Calculation of life table parameters was in accordance with Miall *et al.* (2021) and is summarised as follows: apparent mortality ( $q_x$ ) due to known (*e.g.*, parasitism) or unknown biotic and abiotic factors was calculated as the ratio of the number of individuals dying in a stage ( $d_x$ ) to the number entering the stage ( $l_x$ ). Real mortality ( $r_x$ ) was calculated as the ratio of the number of individuals dying in a particular life stage to the initial starting number at the beginning of the study (1000). To determine the number of individuals entering each life stage, the number dying in each stage was subtracted from the number entering the previous stage. Marginal attack rate ( $m_x$ ) estimated the number of individuals entering a life stage that would be attacked by an agent (*e.g.*, parasitoids) if it were acting in the absence of other mortality factors. Where overlap between mortality factors occurred or a specific factor was indistinguishable, the marginal attack rate would be designated as equal to the apparent mortality. Once marginal attack rates for each life stage were determined,  $k$ -values (level of mortality in a given stage) were calculated as  $-\log(1 - m_x)$ . Each  $k$ -value represents the impact of mortality for each life stage on the total generational mortality ( $K_g$ ), the sum of the  $k$ -values. The estimated number of potential progeny was calculated by multiplying the number of surviving females by the potential fecundity (254.88 eggs per female, as used by Dancau *et al.* 2020). The net reproductive rate of increase ( $R_0$ ) was derived by dividing the estimated number of progeny produced by the initial number of individuals used in the study (1000). The net reproductive rate of increase was defined as the factor by which a population increased (or decreased) in a generation (Van Driesche *et al.* 2009). For sentinel experiments, life tables were generated for each replicate during each year at all locations.

In most life table studies (*e.g.*, Haye *et al.* 2010; Gillespie *et al.* 2019), unknown factors contribute a large proportion of the mortality observed. These may be abiotic (*e.g.*, rainfall, wind, dislodgement) or biotic (*e.g.*, disease and predation by ground dwelling or aerial insects, birds, or small mammals) and are difficult to measure. In this study, rain shelters were set up as a treatment in British Columbia (2015) and Ontario (2016 and 2018). However, the treatment was not expanded to the other provinces and study years because summer rainfall was determined to have a negligible effect on mortality and parasitism.

In the sentinel component of this study, parasitism for each of the egg, larval, and pupal life stages of the host was estimated using the numbers of individuals exposed, the numbers of individuals recovered, and the total numbers of individuals that emerged (parasitoids + adult moths) into the calculation proposed by Dancau *et al.* (2020). This calculation included a correction factor for parasitoid-induced mortality:

$$\text{Sentinel parasitism} = \left( \frac{N_p}{N_p + N_m} \right) \times N_r / N_e \times 100\% \quad (1)$$

where  $N_r$  is the number of recovered individuals,  $N_e$  is the number of sentinel individuals originally set out,  $N_p$  is the number of emerged parasitoids, and  $N_m$  is the number of emerged moths.

In the destructive sampling component of this study, the number of sentinel individuals originally set out was assumed to be the same as the number of recovered individuals (*i.e.*,  $N_e = N_r$ ).

Statistical analyses were not conducted to formally compare parameters among provinces. The data structure allowed only numerical comparisons to be made.

Parasitoids that emerged from field-collected diamondback moth individuals were preserved in 70% ethanol or frozen at  $-20$  °C. Identifications were confirmed by taxonomic experts at the Canadian National Collection of Insects, Arachnids and Nematodes, Ottawa, Ontario, Canada.

## Results and discussion

### Climate data

Climatic conditions varied among provinces and among years in each province (Table 1). These variations are typical for Canada (Environment and Climate Change Canada 2016). Growing season temperatures were highest in British Columbia and Ontario and coolest in Newfoundland. Although drought conditions were reported during the growing season in all years in British Columbia, rainfall was highest in that province. The other provinces experienced about one-third the rainfall amounts seen in British Columbia, and only Prince Edward Island reported drought conditions in July of each year of the study.

### Adult populations

Pheromone trap data showed that populations of diamondback moth were highly variable from year to year at all of the study locations (Fig. 1). In Newfoundland, detectable populations of diamondback moth appeared in mid-June (week 24), with noticeable peaks in July and August, before dropping off to zero by mid-September (week 38). Numbers of males captured reached 60 at week 33 in 2019, higher than the peaks recorded in 2017 and 2018 (at weeks 28 and 31, respectively) and the highest number recorded at any location during the study. In Prince Edward Island, detectable diamondback moth populations occurred around mid-May (week 22), remaining below 10 males per week in all years, with peaks in July and August, before declining to zero in mid-September (week 37). In Ontario, diamondback moth populations were first detected in late April or early May (weeks 17–20), with peaks appearing in late May (week 22) and late June into July (weeks 25–28), and dropping off to zero at the end of October (week 45). Numbers of males collected in traps each week were generally below 10, with the exception of week 25 in 2017, when 20 moths were collected. In British Columbia, moth numbers were at their peak (20–25) when pheromone traps were initially set out in 2017 and declined to zero by mid-October (week 43; due to logistical reasons, traps were not set up in 2015 or 2016).

**Table 1.** Mean ( $\pm$  standard deviation) temperatures ( $^{\circ}\text{C}$ ) during the growing season (1 May to 30 September), total annual rainfall, and drought conditions at Agassiz, British Columbia, Ottawa, Ontario, Charlottetown, Prince Edward Island, and St. John's, Newfoundland and Labrador, Canada. Data are from Environment and Climate Change Canada (2020).

	British Columbia			Ontario			Prince Edward Island			Newfoundland and Labrador		
	2015	2016	2017	2016	2017	2018	2017	2018	2019	2017	2018	2019
Growing season temperature ( $^{\circ}\text{C}$ )	18.6 $\pm$ 3.5	17.7 $\pm$ 3.3	17.3 $\pm$ 3.6	18.9 $\pm$ 4.7	15.7 $\pm$ 4.5	19.4 $\pm$ 4.6	15.4 $\pm$ 4.7	15.4 $\pm$ 5.7	14.3 $\pm$ 5.4	12.4 $\pm$ 5.5	12.2 $\pm$ 6.0	11.7 $\pm$ 4.9
Rainfall (mm)	1709.5	1586.9	1551.9	382.8	632.8	416.6	429.5	437.5	501.8	491.6	496.5	416.3
Months with moderate to severe drought	May–September; July was extreme	June–August	July, August	May, June			July	July	July			

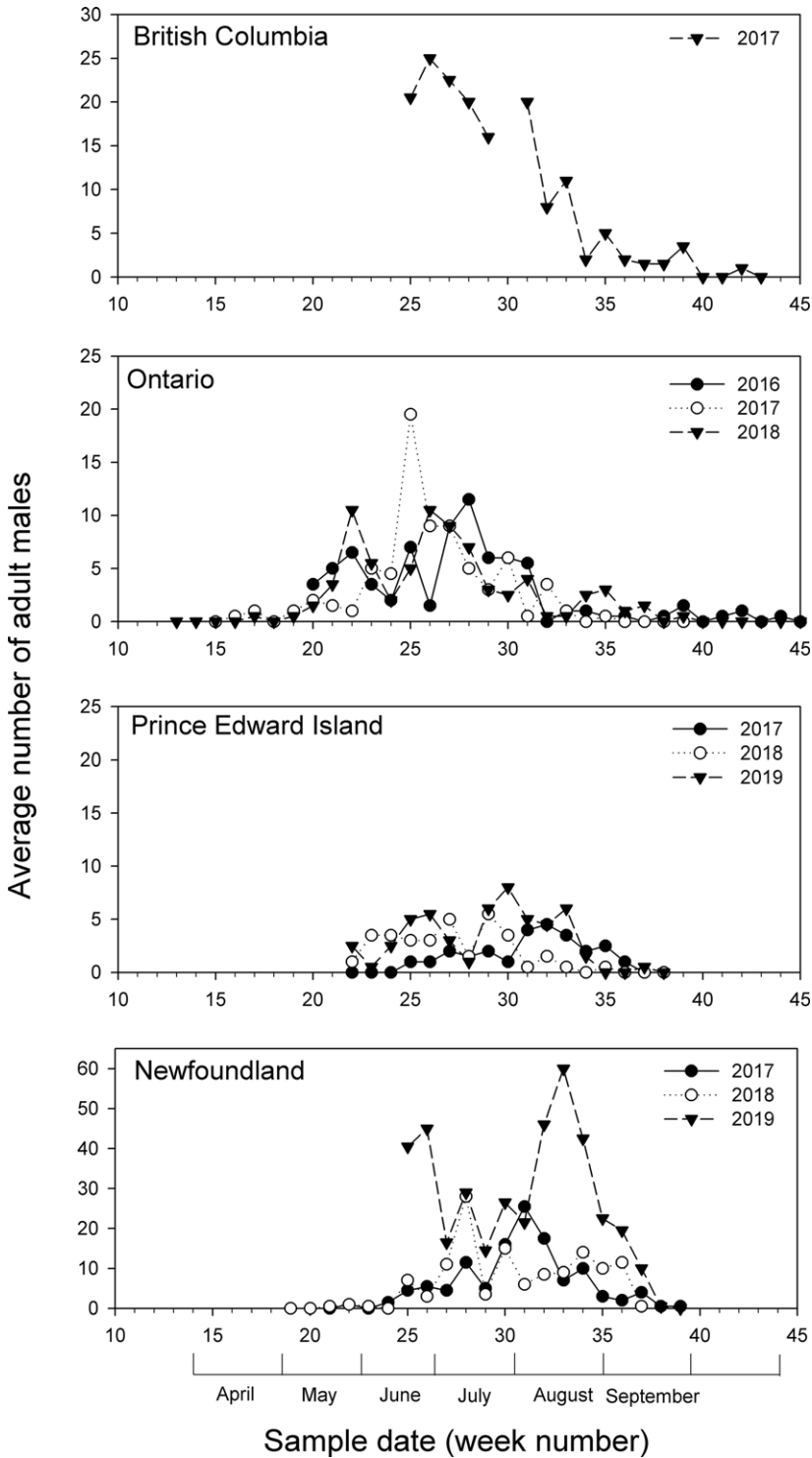


Fig. 1. Average numbers of male *Plutella xylostella* collected in pheromone traps ( $n = 2$ ) in British Columbia (2017), Ontario (2016, 2017, 2018), Prince Edward Island (2017, 2018, 2019), and Newfoundland (2017, 2018, 2019) during the growing season.

Although numbers of moths increased and decreased over the field seasons, discrete generations could not be discerned. Since discrete generations could not be discerned, this observation suggests that all life stages could be present in the field at any one time, as was also noted by Harcourt (1954).

### Life tables

Natural populations of diamondback moth as measured by destructive sampling were highly variable among provinces and years. The numbers of recovered individuals of the egg, larval, and pupal stages combined were very low (data not shown), averaging from zero (Ontario in 2018) to  $8.45 \pm 1.29$  (Prince Edward Island in 2017). Thus, the data collected could not provide the resolution needed for constructing meaningful life tables.

**Generational mortality.** For sentinel experiments, values generated were highly variable; therefore, data for each location were pooled, and a grand total generational life table was generated for each year (Supplementary material, Tables S1–S25). Total generational mortality of exposed diamondback moth was very high, ranging from 91.8% (Prince Edward Island in 2019) to 99.9% (British Columbia in 2015), compared to that of diamondback moth protected by a control cage, which was highly variable, ranging from 39.2% (Newfoundland in 2017) to 96.1% (Prince Edward Island in 2017; Table 2). Net reproductive rate ( $R_0$ ) was highly variable, with population levels declining ( $R_0 < 1.0$ ) in most years in British Columbia, Ontario, and Newfoundland. In Prince Edward Island, diamondback moth populations were increasing in each year ( $R_0 > 1.0$ ) and especially in 2019, when the net reproductive rate reached 10.5 (Table 2). In the two cases where rain shelters were included, generational mortality increased and net reproductive rate decreased only slightly compared to exposed treatments in British Columbia in 2015 – 100 (sheltered) *versus* 99.9 (exposed); 0.04 (sheltered) *versus* 0.1 (exposed) – and Ontario in 2018 – 99.8 (sheltered) *versus* 99.4 (exposed); 0.3 (sheltered) *versus* 0.7 (exposed). This ‘protection from the elements’ also increased parasitism only slightly – from 5.3% to 6.8% in British Columbia and from 9.7% to 9.8% in Ontario (Table 2).

In comparison, Harcourt (1986) and Dancau *et al.* (2020) conducted their studies at the same Ontario location as the present study. Furthermore, the 2016 and 2017 Ontario data sets used in the present study are the same as those analysed by Dancau *et al.* (2020). Harcourt (1986) developed life tables using a destructive sampling method and found that the generational mortality was 99.5%, resulting in a population decrease. He suggested that a generational mortality of 99.1% would provide for a stable population, whereas a generational mortality of less than 99.1% would result in an increase in the population. The generational mortalities reported in the present study (Table 2) support this hypothesis. Dancau *et al.* (2020) reported diamondback moth generational mortalities of 99.96% and 99.97% in 2016 and 2017, respectively. These differ slightly from what is shown in Table 2 (99.0% and 99.8%); the difference is due to a predation correction factor that was used by Dancau *et al.* (2020).

Iga (1985) conducted a generational life table study in Japan and determined that apparent mortality of diamondback moth ranged from 88.3% to 99.3% throughout the year. Keinmeesuke *et al.* (1992) conducted a destructive life table study in Thailand and found that mortality of diamondback moth is due to rainfall and parasitism. Overall mortality ranged from approximately 75.5% to 98.3%, with highest values occurring during the wet season, closely followed by the hot season, and lowest mortality occurring during the dry season.

**Contribution of parasitism to mortality.** Parasitism has been reported as a significant mortality factor of diamondback moth in many studies (Putnam 1973; Harcourt 1986; Lasota and Kok 1986; Fox *et al.* 1990; Muckenfuss *et al.* 1992; Wakisaka *et al.* 1992; Haseeb *et al.* 2001; Xu *et al.* 2001;



**Table 2.** Diamondback moth, *Plutella xylostella*, net reproductive rate ( $R_0$ ), generational mortality, and mortality due to parasitism for generational life tables at St. John's, Newfoundland and Labrador (NL), Charlottetown, Prince Edward Island (PE), Ottawa, Ontario (ON), and Agassiz, British Columbia (BC), Canada.

Location	Caged			Uncaged			Exposed with rain shelter*		
	$R_0$	% generational mortality	% parasitism mortality	$R_0$	% generational mortality	% parasitism mortality	$R_0$	% generational mortality	% parasitism mortality
BC 2015	7.9	93.8	1.4	0.1	99.9	5.3	0.04	100	6.8
BC 2017	13.7	89.2	0.2	0.2	99.9	9.0	-	-	-
ON 2016	23.1	81.9	0.4	1.2	99.0	8.4	-	-	-
ON 2017	21.1	83.4	1.0	0.2	99.8	9.6	-	-	-
ON 2018	10.3	91.9	4.4	0.7	99.4	9.7	0.30	99.8	9.8
PE 2017	5.0	96.1	0	1.1	99.1	3.0	-	-	-
PE 2018	10.2	92.0	0	2.7	97.9	6.1	-	-	-
PE 2019	19.3	84.8	0.1	10.5	91.8	6.3	-	-	-
NL 2017	77.5	39.2	0	0.7	99.5	10.2	-	-	-
NL 2018	19.3	84.8	0	1.4	98.9	11.4	-	-	-
NL 2019	75.8	40.5	0.6	0.9	99.3	17.6	-	-	-

\*This treatment was only conducted in British Columbia and Ontario in 2015 and 2018, respectively.

**Table 3.** Generational mortality (%) contributed by parasitism to reduction of each life stage of diamondback moth, *Plutella xylostella*, at Agassiz, British Columbia, Ottawa, Ontario, Charlottetown, Prince Edward Island, and St. John's, Newfoundland and Labrador, Canada.

Life stage	British Columbia		Ontario			Prince Edward Island			Newfoundland		
	2015	2017	2016	2017	2018	2017	2018	2019	2017	2018	2019
Egg	0.0	0.0	0.0	0.0	0.0	0.0	0.0	0.0	0.0	0.0	0.0
L1	2.7	3.2	3.9	4.1	0.1	0.1	1.6	0.3	2.5	9.6	5.0
L2–L4	1.7	3.3	0.9	4.0	6.8	2.0	2.6	3.5	7.7	1.6	12.6
Pupa	0.9	2.5	3.6	1.5	2.8	0.9	1.8	2.5	0.0	0.2	0.0
Total	5.3	9.0	8.4	9.6	9.7	3.0	6.1	6.3	10.2	11.4	17.6

Shelton *et al.* 2002; Bahar *et al.* 2013; Qureshi *et al.* 2020). In particular, the larval–prepupal parasitoid *Diadegma insulare* (Cresson) (Hymenoptera: Ichneumonidae) has been reported to be responsible for up to 50–95% parasitism (*e.g.*, Lasota and Kok 1986; Xu *et al.* 2001; Shelton *et al.* 2002). In the present study, parasitism was generally low and varied among provinces and among years (Table 3). Overall, parasitism contributed from 3.0% to 17.6% to mortality of diamondback moth (Table 2). It was highest in Newfoundland (from 10.2% to 17.6%), moderate in Ontario (from 8.4% to 9.7%), lowest in Prince Edward Island (from 3.0% to 6.3%), and British Columbia had both low (5.3% in 2015) and moderate (9.0% in 2017) parasitism levels (Table 2). Parasitism varied among life stages, with parasitism of diamondback moth eggs being 0%, parasitism of first-instar larvae ranging from 0.1% (Prince Edward Island in 2017 and Ontario in 2018) to 9.6% (Newfoundland in 2018), parasitism of second- to fourth-instar larvae ranging from 0.9% (Ontario in 2016) to 12.6% (Newfoundland in 2019), and parasitism of pupae ranging from 0% (Newfoundland in 2017) to 3.6% (Ontario in 2016; Table 3). The highly variable results may be due to experimental design (*e.g.*, sentinel individuals *versus* individuals from natural populations), placement of infested sentinel plants asynchronous with the natural presence of parasitoids, landscape effects, or abiotic factors. For example, mortality due to parasitism in British Columbia was 5.3% in 2015 *versus* 10.8% in 2017. This may have been influenced by the significant prolonged drought conditions in 2015 (May to September, with extreme conditions in July) compared to less-severe dry conditions in 2017 (July and August) in British Columbia. Lower mortality due to parasitism in Prince Edward Island, compared to that at all other locations, may partially explain the increasing diamondback moth populations in all years in that province; however, other mortality factors may also have had less impact.

**Abiotic factors.** Among abiotic factors, high mortalities have been associated with thunderstorm activity and rainfall during periods of cool weather (Harcourt 1963), but rainfall patterns are highly variable during the growing season and among years. Treatments that excluded rainfall were conducted in British Columbia (2015) and Ontario (2016 and 2018). The data show that overall mortality of diamondback moth on sentinel plants exposed to the elements differed little from that on plants protected from rain, although mortality due to parasitism increased slightly (Table 2). However, in 2015, British Columbia experienced moderate-to-severe drought conditions in most months of the study, and conditions were extreme in July (Table 1). In contrast, although average rainfall occurred at the Ottawa location in 2018, generational mortality differed by only 0.4%. As was also reported by Dancau *et al.* (2020), severe drought conditions occurred at the Ottawa location in June and July 2016, and rain

shelter treatments had no effect on generational mortality. Other studies have found that rainfall can have a significant impact on mortality of diamondback moth. For example, a life table study in Japan showed that 38% of mortality resulted from eggs being washed off by rain (Sivapragasam 1986, as cited in Keinmeesuke *et al.* 1992). The study by Iga (1985) showed that diamondback mortality was highest during the wet season and lowest during the dry season. Farias *et al.* (2021) found that rainfall caused 44.5% mortality of diamondback moth in a study in Brazil.

**Other biotic factors.** Mortality of diamondback moth is also due to several biotic factors, such as pathogens – which can be challenging to determine – and predators. Although not a focus of the present study, predation can be measured indirectly by comparing mortality between caged and uncaged treatments (Table 2) and by documenting the fauna present at a study site. Dancau *et al.* (2020) found that predation accounted for a substantial proportion of diamondback moth mortality at the Ottawa study site in 2017. Other studies have shown that invertebrate predators can be a significant mortality factor of diamondback moth (Muckenfuss *et al.* 1992; Farias *et al.* 2021).

### Parasitoid complex

The parasitoid complex associated with diamondback moth in this study consisted of 10 species in the families Hymenoptera, Braconidae, Chalcididae, Eulophidae, Ichneumonidae, and Pteromalidae (Tables 4 and 5). Among these, *Microplitis plutellae* Muesebeck (Hymenoptera: Braconidae), *Diadegma insulare*, and *Diadromus subtilicornis* (Gravenhorst) (Hymenoptera: Ichneumonidae) were the most common species found across Canada. It is noteworthy that, although increasing numbers of adventive parasitoid species are being recorded in North America (Weber *et al.* 2021), the widespread and highly successful diamondback moth pupal parasitoid *Diadromus collaris* (Gravenhorst) (Hymenoptera: Ichneumonidae) was not recovered during this study (see Haye *et al.* 2021).

Levels of parasitism differed among years and locations for each of the life stages (Supplementary material, Tables S26–S29). Parasitoids were present in all years at all locations (Tables 4 and 5); *D. insulare* was the most frequently present, followed by *D. subtilicornis* and *M. plutellae*. Differences among provinces were evident: for example, *M. plutellae* was present in all provinces except British Columbia, apparently being replaced there by another *Microplitis* sp. and *O. sokolowskii*, the latter species occurring elsewhere only in Ontario in one study year (2016). Of note is the presence of the generalist facultative hyperparasitoids *Conura albifrons* (Walsh) (Hymenoptera Chalcididae) and *Gelis* sp. (Hymenoptera: Ichneumonidae) and the obligate hyperparasitoids *Pteromalus* sp. and *Trichomalopsis dubia* (Ashmead) (both Hymenoptera: Pteromalidae), the latter two recovered only from natural diamondback moth populations (Table 5).

The parasitoid complex associated with diamondback moth populations documented in the present study is similar to that found on the Canadian prairies (Table 6), with *M. plutellae*, *D. insulare*, and *D. subtilicornis* being the main species reported. Of interest is the presence of several Pteromalidae species in Alberta.

Diamondback moth has been presumed not to overwinter in most of Canada (Harcourt 1960; Butts and McEwen 1981; Dancau *et al.* 2018) and is hypothesised to migrate from southern locations (Hopkinson and Soroka 2010). It has also been assumed that the major parasitoids *D. insulare* and *D. subtilicornis* also migrate. However, this has never been supported by evidence, and the finding that *M. plutellae* overwinters in Saskatchewan (Putnam 1978) suggests that some parasitoids do not migrate. Review of the distribution, host range, and biology of the other two major parasitoid species could provide clues as to whether they migrate.

**Table 4.** Cumulative percent parasitism ( $n =$ ) by parasitoids (Hymenoptera) in sentinel-based life tables for diamondback moth, *Plutella xylostella*, based on uncaged sentinel plants in cabbage plots at Agassiz, British Columbia, Ottawa, Ontario, Charlottetown, Prince Edward Island and St. John's, Newfoundland and Labrador, Canada.

Host life stage attacked	British Columbia			Ontario			Prince Edward Island			Newfoundland			
	2015	2016	2017	2016	2017	2018	2017	2018	2019	2017	2018	2019	
<b>Braconidae</b>													
<i>Microplitis plutellae</i> Muesebeck*	Larva	-	-	-	4.44 (39)	9.47 (107)	2.39 (8)	-	14.41 (51)	4.14 (16)	3.29 (12)	1.62 (5)	1.90 (7)
<i>Microplitis</i> sp.*	Larva	-	-	3.79 (1)	-	-	-	-	-	-	-	-	-
<i>Cotesia</i> sp.*	Larva	-	0.29 (1)	0.27 (1)	-	-	-	-	-	1.04 (4)	-	-	-
<i>Diolcogaster claritibia</i> (Papp)*	Larva	1.45 (6)	-	4.02 (11)	0.38 (1)	0.22 (1)	-	-	-	-	-	-	-
<b>Eulophidae</b>													
<i>Oomyzus sokolowskii</i> (Kurdjumov)‡	Larva, prepupa	22.44 (221)	13.51 (47)	14.59 (50)	-	-	-	-	-	-	-	-	-
<b>Ichneumonidae</b>													
<i>Diadegma insulare</i> (Cresson)	Larva (emerges from pupa)	19.33 (93)	26.20 (30)	49.21 (118)	22.92 (162)	50.3 (445)	23.48 (87)	-	2.32 (7)	5.47 (21)	50.37 (131)	43.25 (132)	58.27 (223)
<i>Diadromus subtilicornis</i> (Gravenhorst)§	Pupa	0.25 (9)	19.02 (45)	12.93 (16)	10.44 (12)	23.94 (29)	12.73 (45)	0.46 (2)	7.81 (7)	5.33 (14)	-	-	-
<i>Gelis</i> sp.†	Pupa	-	0.42 (1)	-	-	-	-	1.83 (8)	-	-	-	-	-
Total cumulative % parasitism		43.48	58.73	81.01	38.18	83.93	38.59	2.28	24.54	15.98	53.66	44.87	60.18

\*primary parasitoid;

†facultative hyperparasitoid;

‡LaSalle (1994) stated that *Oomyzus sokolowskii* can be a facultative hyperparasitoid, and Graham (1991, p. 204) mentioned that it also attacks the primary parasitoid, *Cotesia vestalis* (mentioned in that reference as *Apanteles plutellae* Kurdjumov (Hymenoptera: Braconidae)) in Europe. However, there are no reports of *O. sokolowskii* hyperparasitism in North America (J.T. Huber, personal communication).

**Table 5.** Cumulative percent parasitism ( $n =$ ) by parasitoids (Hymenoptera) in destructive sampling-based life tables for diamondback moth, *Plutella xylostella*, in cabbage plots at Agassiz, British Columbia, Ottawa, Ontario, Charlottetown, Prince Edward Island, and St. John's, Newfoundland and Labrador, Canada.

	Host life stage attacked	British Columbia	Ontario		Prince Edward Island			Newfoundland		
		2017	2016	2017	2017	2018	2019	2017	2018	2019
<b>Braconidae</b>										
<i>Microplitis plutellae</i> Muesebeck	Larva	-	2.22 (11)	2.56 (1)	9.27 (19)	3.90 (8)	9.38 (3)	-	-	-
<i>Cotesia</i> sp.	Larva	0.79 (3)	4.03 (20)	-	6.83 (14)	1.95 (4)	3.13 (1)	-	-	-
<i>Diolcogaster claritibia</i> (Papp)	Larva	-	0.20 (1)	-	-	-	-	-	-	-
<b>Chalcididae</b>										
<i>Conura albifrons</i> (Walsh)	Pupa	-	5.25 (26)	-	-	-	-	-	-	-
<b>Eulophidae</b>										
<i>Oomyzus sokolowskii</i> (Kurdjumov)	Larva, prepupa	23.48 (89)	0.54 (27)	-	-	-	-	-	-	-
<b>Ichneumonidae</b>										
<i>Diadegma insulare</i> (Cresson)	Larva (emerges from pupa)	14.78 (56)	33.89 (168)	23.08 (9)	14.63 (30)	2.44 (5)	12.50 (4)	59.05 (62)	54.17 (13)	57.14 (16)
<i>Diadromus subtilicornis</i> (Gravenhorst)	Pupa	1.85 (7)	9.68 (48)	-	0.98 (2)	2.44 (5)	15.63 (5)	-	-	-
<i>Gelis</i> sp.	Pupa	0.26 (1)	0.20 (1)	-	0.49 (1)	-	-	0.95 (1)	-	-
<b>Pteromalidae</b>										
<i>Pteromalus</i> sp.		-	1.01 (5)	-	-	-	-	-	-	-
<i>Trichomalopsis dubia</i> (Ashmead)	Pupa	-	1.21 (6)	-	-	-	-	-	-	-
Total cumulative % parasitism		41.16	58.24	25.64	32.20	10.73	40.63	60.00	54.17	57.14

**Table 6.** Parasitoids associated with diamondback moth, *Plutella xylostella*, in Alberta and Saskatchewan, Canada.

	Host life stage attacked	Alberta	Saskatchewan	Manitoba
<b>Braconidae</b>				
<i>Microplitis plutellae</i> Muesebeck*	Larva	Bahar et al. (2013), Munir (2019)	Putnam (1973, 1978); Bahar et al. (2013)	
<i>Cotesia vestalis</i> (Haliday)*	Larva	Munir (2019)		
<i>Diolcogaster claritibia</i> (Papp)*	Larva	Fernández-Triana et al. 2014		Fernández-Triana et al. (2014)
<b>Chalcididae</b>				
<i>Conura torvina</i> (Cresson)†	Pupa	Braun et al. (2004)		
<i>Conura</i> sp.†		Munir (2019)		
<b>Ichneumonidae</b>				
<i>Diadegma insulare</i> (Cresson)*	Larva (emerges from pupa)	Braun et al. (2004), Munir (2019)	Braun et al. (2004), Bahar et al. (2013)	
<i>Diadegma</i> spp.*	Larva (emerges from pupa)	Munir (2019)		
<i>Diadromus subtilicornis</i> (Gravenhorst)*	Pupa	Munir (2019)	Braun et al. (2004), Bahar et al. (2013)	Graham (1965), Mason et al. (2013)
<i>Mesochorus bilineatus</i> Thomson‡		Munir (2019)		
<b>Pteromalidae</b>				
<i>Catolaccus aeneoviridis</i> (Girault)†		Ulmer et al. (2004), Munir (2019)		
<i>Catolaccus cyanoideus</i> Burks†		Ulmer et al. (2004)		
<i>Pteromalus semotus</i> Walker‡		Braun et al. (2004)		
<i>Pteromalus</i> sp.‡		Munir (2019)		

\*primary parasitoid;

†facultative hyperparasitoid;

‡obligate hyperparasitoid.

**Current knowledge of the main parasitoids found across Canada. *Diadegma insulare*.** One of the most common parasitoids of diamondback moth, *D. insulare*, is primarily a New World species ranging from Canada to Argentina (Azidah *et al.* 2000). In North America, *D. insulare* has been reported from Mexico, at least 15 states in the continental United States of America, and in all Canadian provinces from Québec westward, as well as being newly reported in Prince Edward Island (Noronha and Bahar 2018), New Brunswick (Bennett, unpublished data), and Newfoundland and Labrador (Parsons and Dixon, unpublished data).

Five host species, including diamondback moth, have been associated with *D. insulare* (Yu *et al.* 2016; Sourakov and Mitchell 2020). Among these, *Phthorimaea operculella* (Zeller) (Lepidoptera: Gelechiidae), the potato tuber moth and *Plutella armoraciae* Busck (Lepidoptera: Plutellidae) occur in Canada. *Phthorimaea operculella* is resident in British Columbia, Manitoba, and Ontario, and within human environments in Québec (Pohl *et al.* 2018). However, the association of *D. insulare* with *P. operculella* is based on a single record (Izhevskiy 1985, as cited in Yu *et al.* 2016) and may be a misidentification of *Diadegma pulchripes* (Kokujev) (Hymenoptera: Ichneumonidae), which is a known associate in the Palaearctic region (Coll *et al.* 2000; Pucci *et al.* 2003; Rondon 2010). Although Idris and Grafius (2001) successfully reared *D. insulare* from *P. operculella* in the laboratory, they did not rear this parasitoid from field-collected *P. operculella* hosts. *Diadegma insulare* has been reared from *Plutella armoraciae* in Colorado (Marsh 1913). This host species is also native to British Columbia and is found coexisting with diamondback moth in semi-arid habitats in the province's interior (Abram *et al.* unpublished data). *Diadegma insulare* has also been reared from *Plutella omissa* Walsingham (Marsh 1913). There are an additional four *Plutella* spp. found in Canada, of which three are native: *Plutella haasi* Staudinger (Alberta, Québec, Labrador), *Plutella notabilis* Busck (Yukon, Alberta), and *Plutella polaris* Zeller (Alaska, Northwest Territories, Nunavut, Québec), and the introduced *Plutella porrectella* (Linnaeus) (British Columbia, Alberta, Ontario, Québec, Newfoundland). All of these species may be hosts for *D. insulare*, and they may serve as overwintering reservoirs, providing an annual seed population of *D. insulare*. However, *D. insulare* has not been associated with *P. porrectella* (Smith and Sears 1984). The parasitoid associates of *P. haasi* and the northern species, *P. notabilis* and *P. polaris*, are also unknown. *Hellula undalis* (Fabricius) (Lepidoptera: Crambidae), the cabbage or Old World webworm, was reported by Sourakov and Mitchell (2020) as a host of *D. insulare*. However, this may be a misidentification of the cabbageworm *Hellula rogatalis* (Hulst) (Lepidoptera: Crambidae) (Schmidt, personal communication), which sporadically occurs in eastern provinces and may be resident in southern parts of Québec and Ontario (Pohl *et al.* 2018).

The biology of *D. insulare* is well known and was reviewed by Sarfraz *et al.* (2005) and Munir *et al.* (2014). Its life cycle is well synchronised with diamondback moth (Bolter and Laing 1983), and in North America, *D. insulare* can parasitise 50–70% of larval hosts (first- to fourth-instar larvae; Lasota and Kok 1986; Xu *et al.* 2001) and in some situations up to 95% of larval hosts (Muckenfuss *et al.* 1992). Among the factors allowing *D. insulare* to be highly successfully are the close spatial associations between densities of this larval parasitoid and *P. xylostella*, indicating that host abundance is a main determinant of parasitoid distribution patterns (Sarfraz *et al.* 2010). In southern climates, it is reported that *D. insulare* overwinters in the cocoon (Sourakov and Mitchell 2020). It has been widely assumed that *D. insulare* migrates into Canada with diamondback moth; however, no conclusive proof has been provided. Although Putnam (1968) conducted a field cage experiment and found no evidence that *D. insulare* entered diapause or that it could survive winter conditions in Saskatchewan, a more recent study found that *D. insulare* overwintered in larvae of *P. armoraciae* (Abram *et al.* unpublished data).

***Microplitis plutellae*.** This species is widespread in the Holarctic region (Yu *et al.* 2016; Fernández-Triana *et al.* 2020). In North America, it has been reported from Alberta,

Saskatchewan, Ontario, and Québec and is newly reported in Prince Edward Island (Noronha and Bahar 2018), Newfoundland (the present study) and Labrador (Parsons and Dixon, unpublished data), and in at least 12 states in the United States of America. Recently, *M. plutellae* has also been reported from British Columbia, Manitoba, and New Brunswick (Fernández-Triana, unpublished data).

Two host species in addition to diamondback moth have been associated with *M. plutellae* (Oatman 1966; Yu *et al.* 2016). *Microplitis plutellae* was reared from cabbage looper, *Trichoplusia ni* (Hübner) (Lepidoptera: Noctuidae) (Oatman 1966; Oatman and Platner 1969; Oatman *et al.* 1983) and from the imported cabbageworm, *Pieris rapae* (Linnaeus) (Lepidoptera: Pieridae) (Oatman 1966; Oatman and Platner 1969) in southern California. Other studies of the parasitoids of *T. ni* have not documented *M. plutellae* as a parasitoid of this host. For example, Murillo *et al.* (2012) reared *Microplitis alaskensis* Ashmead (Hymenoptera: Braconidae) among nine primary parasitoids from *T. ni* in southwestern Ontario but not *M. plutellae*. *Pieris rapae* is present in all Canadian provinces and territories except the Yukon (Pohl *et al.* 2018). *Microplitis plutellae* is not listed among the 50 parasitoid species associated with *P. rapae* in the Centre for Agriculture and Bioscience International Invasive Species (2020) Compendium.

The biology of *M. plutellae*, a larval parasitoid of diamondback moth, is well known and was reviewed by Bolter and Laing (1983), Sarfraz *et al.* (2005), and Munir *et al.* (2014). Harcourt (1963), Putnam (1968, 1973), and Bolter and Laing (1983) described the interactions between *M. plutellae* and *D. insulare* and concluded that *M. plutellae* was an important early-season parasitoid, but its numbers declined in subsequent generations. In a 10-year study in Saskatchewan, parasitism by *M. plutellae* averaged 51% (24–77%) of first-generation diamondback moth larvae and 16% (5–33%) of second-generation larvae (Putnam 1973). Subsequent studies have confirmed this dynamic (*e.g.*, Xu *et al.* 2001). Putnam (1968) determined that a portion of each *M. plutellae* generation entered diapause and overwintered in Saskatchewan, with a portion of the population even surviving for two winters. He suggested that this would provide a reservoir population to compensate for years when diamondback moth hosts were not present.

***Diadromus subtilicornis*.** This pupal parasitoid is widespread in the Holarctic region, having been reported from more than 30 countries (Yu *et al.* 2016). In North America, *D. subtilicornis* has been reported from British Columbia, Alberta, Saskatchewan, Manitoba, Ontario, Québec, and five mid-western and eastern states in the United States of America (Braun *et al.* 2004; Yu *et al.* 2016; Munir 2019), and it is newly reported in Prince Edward Island (Noronha and Bahar 2018) and Newfoundland and Labrador (Parsons and Dixon, unpublished data).

In addition to diamondback moth, *D. subtilicornis* has been associated with seven other host species (Yu *et al.* 2016). Among these, only *Plutella porrectella* (Linnaeus) (Lepidoptera: Plutellidae) and *Acrolepiopsis assectella* Zeller (Lepidoptera: Glyphipterigidae) occur in Canada. Although Diller and Shaw (2014) reported *D. subtilicornis* from *A. assectella* in the United Kingdom, extensive rearing of parasitoids from field-exposed *A. assectella* in Ontario has yielded no *D. subtilicornis* despite the abundance of individuals of this parasitoid being reared from diamondback moth (Mason *et al.* 2013). A single *D. subtilicornis* was reared from *P. porrectella* in British Columbia (Mason *et al.* 2013); despite this host being widely distributed in British Columbia, Alberta, Ontario, Québec, and Newfoundland (Pohl *et al.* 2018), no other parasitoid records have been documented (*e.g.*, Smith and Sears 1984). Among the other five hosts associated with *D. subtilicornis* are two Plutellidae species, *Eidophasia messingiella* (Fischer von Röslerstamm) and *Rhigognostis senilella* (Zetterstedt), which are European (Diller and Shaw 2014). In addition, there is one non-Nearctic Glyphipterigidae species that is a host of *D. subtilicornis*: *Acrolepia alliella* (Semenov and Kuznetsov) in Japan



(Kusigemati 1981). Given the fact that there is another substantiated host record from a glyphipterigid, this association seems credible.

The biology of *D. subtilicornis*, a prepupal and pupal parasitoid of diamondback moth, is relatively well known. Overall, parasitism of diamondback moth by *D. subtilicornis* is relatively low, ranging from 0.4% to 16% (Harcourt 1960; Shelton *et al.* 2002; Braun *et al.* 2004; Dosedall *et al.* 2004). Females discriminate between younger hosts used for oviposition (prepupae and 1- to 2-day-old green pupae) and older hosts (1- to 3-day-old beige pupae) used for host feeding (Tran and Takasu 2000).

***Oomyzus sokolowskii***. This larval–pupal parasitoid has a global distribution (Noyes 2019). In North America, it has been reported from Ontario, Florida, Missouri, and New York (Noyes 2019), and it is newly reported in British Columbia (current study) and Newfoundland (Parsons and Dixon, unpublished data).

In addition to diamondback moth, *O. sokolowskii* has been associated with *Pieris brassicae* Linnaeus (Lepidoptera: Pieridae) and an unidentified *Plutella* sp. (Noyes 2019). *Pieris rapae*, a sister species of *P. brassicae*, is a northern temperate species with origins in Europe and was accidentally introduced into North America in the 1860s. However, *O. sokolowskii* is not listed among the 50 known parasitoids associated with *P. rapae* (Centre for Agriculture and Bioscience International 2020). As noted under *D. insulare*, there are five *Plutella* spp. in addition to diamondback moth that are resident in Canada (Pohl *et al.* 2018). *Plutella armoraciae* is native and coexists with diamondback moth in grassland habitats in British Columbia (Abram *et al.*, unpublished data). *Oomyzus sokolowskii* has not been associated with *Plutella porrectella*, a European immigrant.

*Oomyzus sokolowskii* parasitises second- to fourth-instar larvae and prepupae of diamondback moth (Talekar and Hu 1996), with a preference for fourth-instar larvae (Sow *et al.* 2013). Parasitism levels in North America are variable (Harcourt 1960; Shelton *et al.* 2002). LaSalle (1994) stated that *O. sokolowskii* can be a facultative hyperparasitoid, and Graham (1991, p. 204) mentioned that it also attacks the primary parasitoid, *Cotesia vestalis* (Haliday) (mentioned in that reference as *Apanteles plutellae* Kurdjumov) (Hymenoptera: Braconidae) in Europe. However, there are no reports of *O. sokolowskii* hyperparasitism in North America (J.T. Huber, personal communication).

***Diolcogaster claritibia***. This larval parasitoid is widespread in the Palaearctic region, but in North America, it is found only in Canada (Fernández-Triana *et al.* 2014, 2020; Yu *et al.* 2016). It was initially reported from Alberta, Manitoba, and Ontario, and it was considered a likely recent introduction from Europe to North America (Fernández-Triana *et al.* 2014). Here, we also report it from British Columbia, Québec, and Saskatchewan (based on specimens sent to the National Identification Service of the Canadian National Collection of Insects, Arachnids and Nematodes and examined by JFT for this study). *Diolcogaster claritibia* has been associated only with diamondback moth (Yu *et al.* 2016), but otherwise the biology of this species is unknown. As a new arrival in Canada, *D. claritibia* may yet become an important parasitoid of diamondback moth because new reports from across Canada are increasing. Ongoing monitoring for this species will provide the data to verify this.

**Potential for introduction of additional parasitoids.** In other regions of the world, introductions of *Cotesia vestalis*, *Oomyzus sokolowskii*, *Diadegma semiclausum* Hellén (Hymenoptera: Ichneumonidae), and *Diadromus collaris* have enhanced suppression of diamondback moth by native parasitoids, with the latter two species being the most successful (Sarfraz *et al.* 2005 and references therein). Although *C. vestalis* and *O. sokolowskii* are present in Canada, *D. semiclausum* and *D. collaris* are not present in North America. Consideration should therefore be given to the potential for introduction of one or both species to enhance suppression of diamondback moth populations in some or all regions of Canada. For

example, would introduction of the pupal parasitoid *D. collaris* increase parasitism mortality in Prince Edward Island or Newfoundland and Labrador where *D. subtilicornis* has little or no impact? In addition, would introduction of *D. semiclausum*, *D. collaris*, or another species improve parasitism mortality in Ontario and British Columbia?

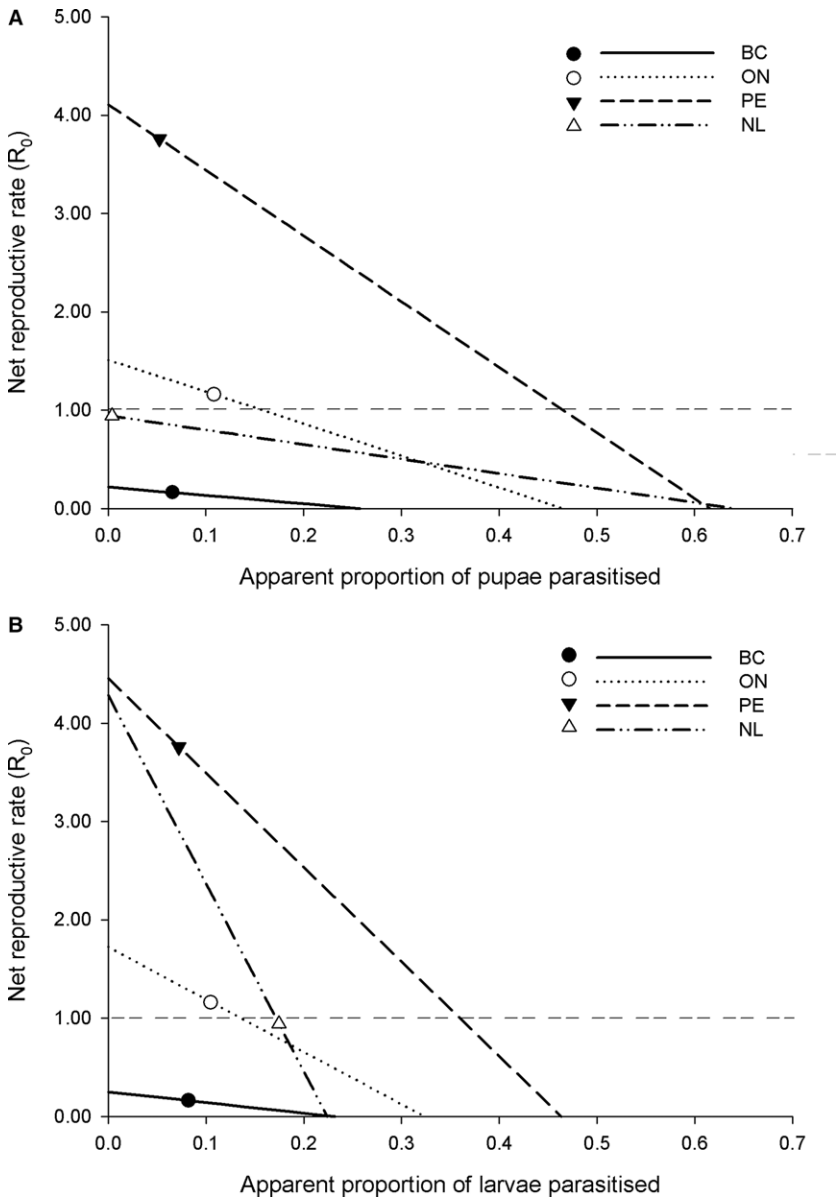
Life table studies in Europe have shown that cumulative parasitism by *Diadegma fenestrale* (Holmgren) (Hymenoptera: Ichneumonidae) and *D. semiclausum* as high as 48% (Haye *et al.* 2021), suggesting that targeting increases in larval parasitism with potential parasitoid introductions into Canada could be achievable. Exposure of sentinel pupae in Swiss canola fields showed that, in warm dry years, pupal parasitism can average 30% (Haye, unpublished data). Haye *et al.* (2021) also found that the larval–pupal parasitoids *D. semiclausum* and *D. fenestrale* provided high levels of parasitism throughout the season, with *D. fenestrale* being more abundant early in the season and *D. semiclausum* later in the season. The introduction of *D. fenestrale* could increase the early season mortality of diamondback moth populations in Canada and thus reduce population densities later in the season.

Understanding of the potential role of increased pupal and larval parasitism of diamondback moth in Canada can be gained by examining parasitism levels of parasitoids attacking these two life stages in the context of how mortality is structured among life stages, as estimated by our life table studies. We examined this by averaging apparent mortality values for each life stage across years and for each location (using only years for which the life table methodology was consistent) and then varying the proportion of pupal and larval parasitism above and below observed values to determine the response of estimated diamondback moth net reproductive rate ( $R_0$ ; Fig. 2).

The main conclusion gained from this analysis is that the  $R_0$  values of Canadian diamondback moth populations are predicted to respond more to increases in larval parasitism than to increases in pupal parasitism (Fig. 2). For example, in Prince Edward Island and Ontario, which on average are estimated to have growing within-season diamondback moth populations, 41% and 5% increases in apparent pupal parasitism would be required, respectively, to reduce  $R_0$  below 1.0 (Fig. 2A). It would be predicted to take considerably smaller increases in larval parasitism – 29% and 3% increases for Prince Edward Island and Ontario, respectively – to reduce diamondback moth  $R_0$  below 1.0 (Fig. 2B). For locations with declining within-season diamondback moth populations (Newfoundland and British Columbia), pupal parasitism does not factor into growing or declining populations: even reducing pupal parasitism to zero would not result in a growing diamondback moth population. For Newfoundland, however, even modestly lower levels of larval parasitism (*i.e.*, approximately a 2% decrease) would be predicted to bring  $R_0$  above 1.0. The specific values of parasitism cited above would obviously be sensitive to year-over-year variation in mortality factors and other demographic parameters (*e.g.*, fecundity of diamondback moth). However, the greater efficacy of parasitoids attacking earlier life stages of pests, when other mortality factors act throughout the life cycle, is a well-known phenomenon predicted by biological control theory and supported by empirical evidence (Murdoch and Briggs 1996) and would be predicted to be a general phenomenon in the diamondback moth system.

## Conclusions

Generational mortality of diamondback moth is substantial in all regions of Canada where it occurs. In the present study, the net reproductive rate of population increase was generally less than 1.0, suggesting that populations declined over the season, except in Prince Edward Island where populations increased in all years. A very large part of this mortality (> 81%) was due to a variety of factors, many of which cannot easily be identified (*e.g.*, abiotic factors, disease, predation). One that can be identified is parasitism, which contributed from 3.0% to 17.6% of



**Fig. 2.** The theoretical response of the net reproductive rate ( $R_0$ ) of *Plutella xylostella* populations to **A**, pupal and **B**, larval parasitism, based on among-year averages of observed stage-specific apparent mortality levels of exposed individuals in British Columbia (BC), Ontario (ON), Prince Edward Island (PE), and Newfoundland and Labrador (NL) (in each panel, all other parameters are held constant for varying levels of pupal and larval parasitism). The symbols on each line show the observed average proportion of pupae (**A**) or larvae (**B**) parasitised and the corresponding estimate of  $R_0$ . The horizontal dashed line indicates an  $R_0 = 1.0$ , that is, the threshold between a growing and declining population.

the mortality observed but was very low compared to mortality by parasitism in other regions, as documented in Europe by Haye *et al.* (2021). However, as Dancau *et al.* (2020) and Hopkinson and Soroka (2010) reported, low-level winds from southern North America are associated with appearance of diamondback moth populations, and it is plausible that these events bring new immigrants to the study locations frequently, thereby effectively compensating for population decreases.

The findings presented here highlight the limitations of using a sentinel-type life table approach. Because this experimental design requires that high densities of hosts be used to quantify mortality, these densities may attract only the most common parasitoid species present in the system. As noted when comparing the parasitoid complexes from sentinel samples (Table 4) with those from destructive (natural population) samples (Table 5), the natural population yielded a greater diversity.

Three species – the widespread *Diadegma insulare*, *Microplitis plutellae*, and *Diadromus subtilicornis* – are the main parasitoids impacting diamondback moth in Canada. Our study suggests that regional differences exist. Overwintering of parasitoids is possible where conditions are suitable and alternate hosts are present. Further study of overwintering and alternate host use by the key parasitoids of diamondback moth will contribute to better understanding of host–parasitoid interactions and the potential for additional species to be introduced for biological control.

The introduction of one or more parasitoids from Europe (*e.g.*, *Diadegma semiclausum*, *Diadegma fenestrale*, or *Diadromus collaris*) could enhance biological control of the existing parasitoid complex. Future life table analyses would be needed to understand how increasing larval and pupal parasitism levels would interact to reduce diamondback moth population growth rates across regions and how that dynamic could play out between migrant and resident diamondback moth populations. However, further studies are needed to elucidate the potential impact and safety of introducing one or more of these candidate biological control agents.

**Supplementary material.** To view supplementary material for this article, please visit <https://doi.org/10.4039/tce.2021.51>.

**Acknowledgements.** The authors would like to thank Ana Maria Farmakis, Andrew Chaulk, Christine Cock, Ashley Davies-Marsh, Nadine Gaskell, Jessica Leung, Brendan Meaney, Todd Power, Alicia Rochette, and Margie Wilkes for technical support. Gary A.P. Gibson identified the chalcid parasitoids. Funding was provided by Agriculture and Agri-Food Canada Project 2955.

**Conflict of interest.** The authors declare none.

## References

- Azidah, A.A., Fitton, M.G., and Quicke, D.L.J. 2000. Identification of the *Diadegma* species (Hymenoptera: Ichneumonidae, Campopleginae) attacking the diamondback moth, *Plutella xylostella* (Lepidoptera: Plutellidae). *Bulletin of Entomological Research*, **90**: 375–389. <https://doi.org/10.1017/s0007485300000511>.
- Bahar, M.H., Soroka, J., Dossall, L., and Olfert, O. 2013. Occurrence of diamondback moth, *Plutella xylostella* (Lepidoptera: Plutellidae), and its larval parasitoids across Saskatchewan, Canada. *Biocontrol Science and Technology*, **23**: 724–729. <https://doi.org/10.1080/09583157.2013.790343>.
- Bolter, C.J. and Laing, J.E. 1983. Competition between *Diadegma insulare* (Hymenoptera: Ichneumonidae) and *Microplitis plutellae* (Hymenoptera: Braconidae) for larvae of the diamondback moth, *Plutella xylostella* (Lepidoptera: Plutellidae). *Proceedings of the Entomological Society of Ontario*, **114**: 1–10.
- Braun, L., Olfert, O., Soroka, J., Mason, P., and Dossall, L.M. 2004. Diamondback moth biocontrol activities in Canada. *In* *Improving Biocontrol of Plutella xylostella*. Proceedings of the International Symposium, Montpellier, France, 21–24 October 2002. Edited by A.A. Kirk and D. Bordat. French Agricultural Research Centre for International Development (CIRAD), Montpellier, France. Pp. 144–146.

- Butts, R.A. and McEwen, F.L. 1981. Seasonal populations of the diamondback moth, *Plutella xylostella* (Lepidoptera: Plutellidae), in relation to day-degree accumulation. *The Canadian Entomologist*, **113**: 127–131. <https://doi.org/10.4039/ENT113127-2>.
- Caprio, M.A. and Tabashnik, B.E. 1992. Allozymes used to estimate gene flow among populations of diamondback moth (Lepidoptera: Plutellidae) in Hawaii. *Environmental Entomology*, **21**: 808–816. <https://doi.org/10.1093/ee/21.4.808>.
- Centre for Agriculture and Bioscience International. 2020. Datasheet report for *Pieris rapae* (cabbage white butterfly). Invasive species compendium. <https://www.cabi.org/isc/datasheetreport/41167>.
- Chang, W.X.Z., Tabashnik, B.E., Artelt, B., Malvar, T., Ballester, V., Ferre, J., and Roderick, G.K. 1997. Mitochondrial DNA sequence variation among geographic strains of diamondback moth (Lepidoptera: Plutellidae). *Annals of the Entomological Society of America*, **90**: 590–595. <https://doi.org/10.1093/aesa/90.5.590>.
- Coll, M., Gavish, S., and Dori, I. 2000. Population biology of the potato tuber moth, *Phthorimaea operculella* (Lepidoptera: Gelechiidae), in two potato cropping systems in Israel. *Bulletin of Entomological Research*, **90**: 309–315. <https://doi.org/10.1017/s0007485300000432>.
- Dancau, T., Haye, T., Cappuccino, N., and Mason, P.G. 2020. Something old, something new: revisiting the diamondback moth (Lepidoptera: Plutellidae) life table after 65 years. *The Canadian Entomologist*, **152**: 70–88. <https://doi.org/10.4039/tce.2019.70>.
- Dancau, T., Mason, P.G., and Cappuccino, N. 2018. Elusively overwintering: a review of diamondback moth (Lepidoptera: Plutellidae) cold tolerance and overwintering strategy. *The Canadian Entomologist*, **150**: 156–173. <https://doi.org/10.4039/tce.2018.2>.
- Diller, E. and Shaw, M.R. 2014. Western Palaearctic Oedicephalini and Phaeogenini (Hymenoptera: Ichneumonidae, Ichneumoninae) in the National Museums of Scotland, with distributional data including 28 species new to Britain, rearing records, and descriptions of two new species of *Aethecerus* Wesmael and one of *Diadromus* Wesmael. *Entomologist's Gazette*, **65**: 109–129.
- Dosdall, L.M. 1994. Evidence for successful overwintering of diamondback moth, *Plutella xylostella* (L.) (Lepidoptera: Plutellidae), in Alberta. *The Canadian Entomologist*, **126**: 183–185. <https://doi.org/10.4039/Ent126183-1>.
- Dosdall, L.M. and Mason, P.G. 2010. Key pests and parasitoids of oilseed rape or canola in North America and the importance of parasitoids in integrated management. *In* Biocontrol-based integrated management of oilseed rape pests. *Edited by* I.H. Williams. Springer, Dordrecht, The Netherlands. Pp. 167–213.
- Dosdall, L.M., Mason, P.G., Olfert, O., Kaminski, L., and Keddie, B.A. 2004. The origins of infestations of diamondback moth, *Plutella xylostella* (L.), in canola in western Canada. *In* The management of diamondback moth and other crucifer pests. Proceedings of the Fourth International Workshop, Melbourne, Australia, 26–29 November 2001. *Edited by* N.M. Endersby and P.M. Ridland. The Regional Institute Ltd., Gosford, New South Wales, Australia. Pp. 95–100.
- Dosdall, L.M., Weiss, R.M., Olfert, O., Mason, P.G., and Soroka, J.J. 2008. Diamondback moth, *Plutella xylostella* (L.), as a pest of canola in Canada: its historical impact on the crop and predicted effects of climate change on its pest status. *In* Proceedings of the Fifth International Workshop on the Management of Diamondback Moth and Other Crucifer Pests, Beijing, China, 24–27 October 2006. *Edited by* A.M. Shelton, H.L. Collins, Y. Zhang, and Q. Wu. China Agricultural Science and Technology Press, Beijing, China. Pp. 112–121.
- Environment and Climate Change Canada. 2016. Climate trends and variations bulletin. Available from <https://www.canada.ca/content/dam/eccc/migration/main/sc-cs/439e7f88-2ac6-4617-a24e-bdd4f99ad1f7/4325-annual-eng06.pdf> [accessed 12 August 2021].

- Environment and Climate Change Canada. 2020. National Climate Data and Information Archive. Environment and Climate Change Canada, Ottawa, Ontario, Canada weather station located on the Central Experimental Farm (Ottawa CDA RCS, World Meteorological Organisation identifier: 71063). Available from [https://climate.weather.gc.ca/climate\\_data/daily\\_data\\_e.html?hlyRange=%7C&dlyRange=1889-11-01%7C2020-11-05&mlyRange=1889-01-01%7C2006-12-01&StationID=4333&Prov=ON&urlExtension=\\_e.html&searchType=stnProx&optLimit=specDate&StartYear=1840&EndYear=2019&selRowPerPage=25&Line=0&txtRadius=25&optProxType=navLink&txtLatDecDeg=45.383333333333&txtLongDecDeg=-75.716666666667&timeframe=2&Day=1&Year=2016&Month=12#](https://climate.weather.gc.ca/climate_data/daily_data_e.html?hlyRange=%7C&dlyRange=1889-11-01%7C2020-11-05&mlyRange=1889-01-01%7C2006-12-01&StationID=4333&Prov=ON&urlExtension=_e.html&searchType=stnProx&optLimit=specDate&StartYear=1840&EndYear=2019&selRowPerPage=25&Line=0&txtRadius=25&optProxType=navLink&txtLatDecDeg=45.383333333333&txtLongDecDeg=-75.716666666667&timeframe=2&Day=1&Year=2016&Month=12#) [accessed 11 June 2021].
- Farias, E.S., Santos, R.C., Carmo, D.G., Soares, J.R.S., Costa, T.L., Santos, A.A., and Picanço, M.C. 2021. Life tables for the diamondback moth (*Plutella xylostella*) in southeast Brazil indicate ants and spiders as leading mortality factors. *Annals of Applied Biology*, **178**: 498–507. <https://doi.org/10.1111/aab.12656>.
- Fernández-Triana, J., Shaw, M.R., Boudreault, C., Beaudin, M., and Broad, G.R. 2020. Annotated and illustrated world checklist of Microgastrinae parasitoid wasps (Hymenoptera, Braconidae). *ZooKeys*, **920**: 1–1089. <https://doi.org/10.3897/zookeys.920.39128>.
- Fernández-Triana, J., Shaw, M.R., Cardinal, S., and Dossall, L. 2014. First Nearctic record of *Diolcogaster claritibia* (Hymenoptera: Braconidae: Microgastrinae), with notes on taxonomic status and natural history. *The Canadian Entomologist*, **146**: 609–620. <https://doi.org/10.4039/tce.2014.16>.
- Fox, L.R., Letourneau, D.K., Eisenbaeh, J., and Van Nouhuys, S. 1990. Parasitism rates and sex ratios of a parasitoid wasp: effects of herbivore and plant quality. *Oecologia*, **83**: 414–419.
- Furlong, M.J. and Zalucki, M.P. 2017. Climate change and biological control: the consequences of increasing temperatures on host–parasitoid interactions. *Current Opinion in Insect Science*, **20**: 39–44. <https://doi.org/10.1016/j.cois.2017.03.006>.
- Gillespie, D.R., Broadbent, A.B., Mason, P.G., Haye, T., Clarke, P., Goettel, M.S., and Leung, B. 2019. Use of life tables to predict the impact of introducing exotic parasitoids, against the cabbage seedpod weevil in North America. *Biocontrol Science and Technology*, **29**: 940–964. <https://doi.org/10.1080/09583157.2019.1625028>.
- Golizadeh, A., Kamali, K., Fathipour, Y., and Abbasipour, H. 2009. Life table of the diamondback moth, *Plutella xylostella* (L.) (Lepidoptera: Plutellidae) on five cultivated brassicaceous host plants. *Journal of Agricultural Science and Technology*, **11**: 115–124.
- Gowri, G. and Manimegalai, K. 2017. Life table of diamondback moth, *Plutella xylostella* (L.) (Lepidoptera: Plutellidae), on cauliflower (*Brassica oleracea* var *botrytis* L.). *Journal of Entomology and Zoology Studies*, **5**: 1547–1550.
- Graham, A.R. 1965. A preliminary list of natural enemies of Canadian agricultural pests. Canada Department of Agriculture Research Institute, Belleville, Ontario, Canada. Information Bulletin No. 4. 179 pp.
- Graham, M.W.R. de V. 1991. A reclassification of the European Tetrastichinae (Hymenoptera: Eulophidae): revision of the remaining genera. *Memoirs of the American Entomological Institute*, **49**: 1–322.
- Guilloux, T., Monnerat, R., Castelo-Branco, M., Kirk, A., and Bordat, D. 2003. Population dynamics of *Plutella xylostella* (Lep., Yponomeutidae) and its parasitoids in the region of Brasilia. *Journal of Applied Entomology*, **127**: 288–292. <https://doi.org/10.1046/j.1439-0418.2003.00746.x>.
- Harcourt, D.G. 1954. The biology and ecology of the diamondback moth, *Plutella maculipennis*, Curtis, in eastern Ontario. Ph.D. thesis. Cornell University. Available from [https://scholar.google.com/scholar?q=Harcourt,+D.+G.+1954.+The+biology+and+ecology+of+the+diamondback+moth,+Plutella+maculipennis+\(Curt.\),+in+eastern+Ontario.+Ph.D.+thesis.+Cornell+University](https://scholar.google.com/scholar?q=Harcourt,+D.+G.+1954.+The+biology+and+ecology+of+the+diamondback+moth,+Plutella+maculipennis+(Curt.),+in+eastern+Ontario.+Ph.D.+thesis.+Cornell+University) [accessed 15 December 2020].

- Harcourt, D.G. 1960. Biology of the Diamondback Moth, *Plutella maculipennis* (Curt.) (Lepidoptera: Plutellidae), in Eastern Ontario. III. Natural Enemies. The Canadian Entomologist, **92**: 419–428. <https://doi.org/10.4039/Ent92419-6>.
- Harcourt, D.G. 1963. Major mortality factors in the population dynamics of the diamondback moth, *Plutella maculipennis* (Curt.) (Lepidoptera: Plutellidae). Memoirs of the Entomological Society of Canada, **32**: 55–56. <https://doi.org/10.4039/entm9532055-1>.
- Harcourt, D.G. 1986. Population dynamic of the diamondback moth in southern Ontario. In Diamondback moth management. Proceedings of the First International Workshop, Tainan, Taiwan, 11–15 March 1985. Edited by N.S. Talekar and T.D. Griggs. Asian Vegetable Research and Development Centre, Shanhua, Taiwan. Pp. 1–15.
- Haseeb, M., Kobori, Y., Amano, H., and Nemoto, H. 2001. Population density of *Plutella xylostella* (Lepidoptera: Plutellidae) and its parasitoid *Cotesia plutellae* (Hymenoptera: Braconidae) on two varieties of cabbage in an urban environment. Applied Entomology and Zoology, **36**: 353–360.
- Haye, T., Dancau, T., Bennett, A.M.R., and Mason, P.G. 2021. Mortality factors of diamondback moth, *Plutella xylostella*, in Europe. The Canadian Entomologist, **153**: 741–756. <https://doi.org/10.4039/tce.2021.43>.
- Haye, T., Mason, P.G., Dossall, L.M., and Kuhlmann, U. 2010. Mortality factors affecting the cabbage seedpod weevil, *Ceutorhynchus obstrictus* (Marsham), in its area of origin: a life table analysis. Biological Control, **54**: 331–341. <https://doi.org/10.1016/j.biocontrol.2010.06.004>.
- Hopkinson, R.F. and Soroka, J.J. 2010. Air trajectory model applied to an in-depth diagnosis of potential diamondback moth infestations on the Canadian Prairies. Agricultural and Forest Meteorology, **150**: 1–11. <https://doi.org/10.1016/j.agrformet.2009.07.015>.
- Iboh Singh, K.H., Jalalp, S.K., Rabindra, R.J., Rao, N.S., and Lalitha, Y. 2004. Comparative life table studies of diamondback moth, *Plutella xylostella* (Linnaeus), on cabbage. Pest Management in Horticultural Ecosystems, **10**: 77–81.
- Idris, A.B. and Grafius, E.J. 2001. Alternate host of *Diadegma insulare* (Hymenoptera: Ichneumonidae), a parasitoid of diamondback moth (Lepidoptera: Plutellidae): a preliminary search. Pakistan Journal of Biological Sciences, **4**: 1235–1239. <https://doi.org/10.3923/pjbs.2001.1235.1239>.
- Iga, M. 1985. The seasonal incidence and life tables of the diamondback moth, *Plutella xylostella* (L.) (Lepidoptera: Yponomeutidae). Japanese Journal of Applied Entomology and Zoology, **29**: 119–125. <https://doi.org/10.1303/jjaez.29.119>.
- Isaacs, J. 2019. Look out for diamondback moth in 2019. Top Crop Manager, April 7, 2019. Available from <https://www.topcropmanager.com/look-out-for-diamondback-moth-in-2019/> [accessed 11 June 2021].
- Izhevskiy, S.S. 1985. Review of the parasites of potato tuber moth, *Phthorimaea operculella* (Lepidoptera: Gelechiidae). Entomological Review, **64**: 148–160.
- Keinmeesuke, P., Vattanatangum, A., Sarnthoy, O., Sayampol, B., Miyata, T., Saito, T., et al. 1992. Life table of diamondback moth and its egg parasite *Trichogrammatoidea bactrae* in Thailand. In Diamondback moth and other crucifer pests. Proceedings of the Second International Workshop, Tainan, Taiwan, 10–14 December 1990. Edited by N.S. Talekar. Asian Vegetable Research and Development Centre, Shanhua, Taiwan. Pp. 309–315.
- Kusigemati, K. 1981. New host records of Ichneumonidae from Japan (IV). Memoirs of the Faculty of Agriculture, Kagoshima University, **17**: 135–138.
- Landry, J.-F. and Hebert, P.D.N. 2013. *Plutella australiana* (Lepidoptera, Plutellidae), an overlooked diamondback moth revealed by DNA barcodes. Zookeys, **327**: 43–63. <https://doi.org/10.3897/zookeys.327.5831>.
- LaSalle, J. 1994. North American genera of Tetrastichinae (Hymenoptera: Eulophidae). Journal of Natural History, **28**: 109–236. <https://doi.org/10.1080/00222939400770091>.

- Lasota, J.A. and Kok, L.T. 1986. *Diadegma insulare* (Hymenoptera: Ichneumonidae) parasitism of the diamondback moth (Lepidoptera: Plutellidae) in southwest Virginia. *Journal of Entomological Science*, **21**: 237–242.
- Li, J., Zhao, F., Choi, Y.S., Kim, I., Sohn, H.D., and Jin, B.R. 2006. Genetic variation in the diamondback moth, *Plutella xylostella* (Lepidoptera: Yponomeutidae), in China inferred from mitochondrial *COI* gene sequence. *European Journal of Entomology*, **103**: 605–611.
- Mason, P.G., Brauner, A.M., Miall, J.H., and Bennett, A.M.R. 2013. *Diadromus pulchellus* in North America: field release against leek moth and new characters to distinguish it from *D. subtilicornis*, a native diamondback moth parasitoid. *Biocontrol Science and Technology*, **23**: 260–276. <https://doi.org/10.1080/09583157.2012.755613>.
- Marsh, H.O. 1913. The horse-radish webworm (*Plutella armoracia* Busck). United States Department of Agriculture, Bulletin Bureau of Entomology, **109**: 71–76.
- Miall, J.H., Abram, P.K., Cappuccino, N., Bennett, A.M.R., Fernández-Triana, J.L., Gibson, G.A.P., and Mason, P.G. 2021. Addition of nectar sources affects a parasitoid community without improving pest suppression. *Journal of Pest Science*, **94**: 335–347. <https://doi.org/10.1007/s10340-020-01274-y>.
- Muckenfuss, A.E., Sheppard, B.M., and Ferrer, E.R. 1992. Natural mortality of diamondback moth in coastal South Carolina. In *Diamondback moth and other crucifer pests. Proceedings of the Second International Workshop, Tainan, Taiwan, 10–14 December 1990. Edited by N.S. Talekar. Asian Vegetable Research and Development Centre, Shanhua, Taiwan. Pp. 27–36.*
- Munir, S. 2019. Contributions to the biology of the diamondback moth, *Plutella xylostella* (Lepidoptera: Plutellidae), and its larval parasitoid *Diadegma insulare* (Hymenoptera: Ichneumonidae). Ph.D. thesis, University of Alberta, Edmonton.
- Munir, S., Dossdall, L.M., and O'Donovan, J.T. 2014. Evolutionary ecology of diamondback moth, *Plutella xylostella* (L.), and *Diadegma insulare* (Cresson) in North America: a review. *Annual Research & Review in Biology*, **5**: 189–206. <https://doi.org/10.9734/ARRB/2015/11834>.
- Murdoch, W.W. and Briggs, C.J. 1996. Theory for biological control: recent developments. *Ecology*, **77**: 2001–2013. <https://doi.org/10.2307/2265696>.
- Murillo, H., Hunt, D.W.A., and Vanlaerhoven, S.L. 2012. Larval parasitoids of the cabbage looper, *Trichoplusia ni* (Lepidoptera: Noctuidae), in field tomato crops in southwestern Ontario. *Journal of the Entomological Society of Ontario*, **143**: 115–119.
- Murthy, M.S., Sannaveerappanavar, V.T., and Shankarappa, K.S. 2014. Genetic diversity of diamondback moth, *Plutella xylostella* L. (Yponomeutidae: Lepidoptera) populations in India using RAPD markers. *Journal of Entomology*, **11**: 95–101. <https://doi.org/10.3923/je.2014.95.101>.
- Noronha, C. and Bahar, M. 2018. First records of three parasitic wasps of diamondback moth (Lepidoptera: Plutellidae) in Prince Edward Island. *Journal of the Acadian Entomological Society*, **14**: 4–7.
- Noyes, J.E. 2019. Universal Chalcidoidea database. Natural History Museum, London. Available from <https://www.nhm.ac.uk/our-science/data/chalcidoids/database/indexValidName.dsm1> [accessed 11 June 2021].
- Oatman, E.R. 1966. An ecological study of cabbage looper and imported cabbageworm populations on cruciferous crops in southern California. *Journal of Economic Entomology*, **59**: 1134–1139. <https://doi.org/10.1093/jee/59.5.1134>.
- Oatman, E.R. and Platner, G.R. 1969. An ecological study of insect populations on cabbage in southern California. *Hilgardia*, **40**: 1–40. <https://doi.org/10.3733/hilg.v40n01p001>.
- Oatman, E.R., Platner, G.R., Wyman, J.A., Steenwyk, R.A. van Johnson, M.W., and Browning, H.W. 1983. Parasitization of lepidopterous pests on fresh-market tomatoes in southern California. *Journal of Economic Entomology*, **76**: 452–455. <https://doi.org/10.1093/jee/76.3.452>.



- Peng, L., Zou, M., Ren, N., Xie, M., Vasseur, L., Yang, Y., *et al.* 2015. Generation-based life table analysis reveals manifold effects of inbreeding on the population fitness in *Plutella xylostella*. *Scientific Reports* **5**: 12749. <https://doi.org/10.1038/srep12749>.
- Perry, K.D., Keller, M.A., and Baxter, S.W. 2020. Genome-wide analysis of diamondback moth, *Plutella xylostella* L., from *Brassica* crops and wild host plants reveals no genetic structure in Australia. *Scientific Reports*, **10**:12047. <https://doi.org/10.1038/s41598-020-68140-w>.
- Pichon, L.A., Roux, O., Kirk, A.A., Alauzet, C., Bordat, D., and Legal, L. 2006. Genetic differentiation among various populations of the DBM, *Plutella xylostella* (Lepidoptera: Yponomeutidae). *Bulletin of Entomological Research*, **96**: 137–144. <https://doi.org/10.1079/ber2005409>.
- Pohl, G.R., Landry, J.-F., Schmidt, C., Lafontaine, J.F., Troubridge, J.T., MaCauley, A.D., *et al.* 2018. Annotated checklist of the moths and butterflies (Lepidoptera) of Canada and Alaska. Pensoft, Sofia, Bulgaria. 880 pp.
- Pucci, C., Spanedda, A.F., and Minutoli, E. 2003. Field study of parasitism caused by endemic parasitoids and by the exotic parasitoid *Copidosoma koehleri* on *Phthorimaea operculella* in Central Italy. *Journal of Insectology*, **56**: 221–224.
- Putnam, L.G. 1968. Experiments in the quantitative relations between *Diadegma insularis* (Hymenoptera: Ichneumonidae) and *Microplitis plutellae* (Hymenoptera: Braconidae) with their host *Plutella maculipennis* (Lepidoptera: Plutellidae). *The Canadian Entomologist*, **100**: 11–16. <https://doi.org/10.4039/Ent10011-1>.
- Putnam, L.G. 1973. Effects of the larval parasites *Diadegma insularis* and *Microplitis plutellae* on the abundance of the diamondback moth in Saskatchewan rape and mustard crops. *Canadian Journal of Plant Science*, **53**: 911–914. <https://doi.org/10.4141/cjps73-174>.
- Putnam, L.G. 1978. Diapause and cold hardiness in *Microplitis plutellae*, a parasite of the larvae of the diamondback moth. *Canadian Journal of Plant Science*, **58**: 911–913. <https://doi.org/10.4141/cjps78-139>.
- Qureshi, M.S., ul Mohsin, A., Naeem, M., and Shah, K.N. 2020. Parasitism and sex ratio of *Diadegma insulare* (Cresson) (Hymenoptera: Ichneumonidae) against *Plutella xylostella* (Linnaeus) (Lepidoptera: Plutellidae) on cruciferous cultivars under different temperatures. *Egyptian Journal of Biological Pest Control*, **30**: 122. <https://doi.org/10.1186/s41938-020-00324-y>.
- Rondon, S.I. 2010. The potato tuberworm: a literature review of its biology, ecology, and control. *American Journal of Potato Research*, **87**: 149–166. <https://doi.org/10.1007/s12230-009-9123-x>.
- Sarfraz, M., Dossall, L.M., Black, A.J., and Keddie, B.A. 2010. Leaf nutrient levels and the spatio-temporal distributions of *Plutella xylostella* and its larval parasitoids *Diadegma insulare* and *Microplitis plutellae* in canola. *Biological Control*, **55**: 229–244. <https://doi.org/10.1007/s10526-009-9252-7>.
- Sarfraz, M., Keddie, B.A., and Dossall, L.M. 2005. Biological control of the diamondback moth, *Plutella xylostella* (L.): a review. *Biocontrol Science and Technology*, **15**: 763–789. <https://doi.org/10.1080/09583150500136956>.
- Shelton, A.M., Wilsey, W.T., Hoebeke, E.R., and Schmaedick, M.A. 2002. Parasitoids of cabbage Lepidoptera in central New York. *Journal of Entomological Science*, **37**: 270–271. <https://doi.org/10.18474/0749-8004-37.3.270>.
- Sivapragasam, A. 1986. Population dynamics of *Plutella xylostella* (L.) in cabbage field. MS thesis. Faculty of Agriculture, Nagoya University, Nagoya, Japan, 129 pp.
- Smith, D.B. and Sears, M.K. 1984. Life history of *Plutella porrectella*, a relative of the diamondback moth, *Plutella xylostella* (Lepidoptera: Plutellidae). *The Canadian Entomologist*, **116**: 913–917. <https://doi.org/10.4039/Ent116913-7>.

- Sourakov, A. and Mitchell, E. 2020. A wasp parasitoid, *Diadegma insulare* (Cresson) (Insecta: Hymenoptera: Ichneumonidae). Department of Entomology and Nematology, University of Florida/Institute of Food and Agricultural Sciences. Extension document EENY-124. Available from <https://edis.ifas.ufl.edu/pdffiles/IN/IN28100.pdf>.
- Sow, G., Arvanitakis, L., Niassy, S., Diarra, K., and Bordat, D. 2013. Life history traits of *Oomyzus sokolowskii* Kurdjumov (Hymenoptera: Eulophidae), a parasitoid of the diamondback moth. *African Entomology*, **21**: 231–238. <https://doi.org/10.4001/003.021.0202>.
- Tabashnik, B.E., Liu, Y.-B., Malvar, T., Heckel, D.G., Masson, L., Ballester, V., *et al.* 1997. Global variation in the genetic and biochemical basis of diamondback moth resistance to *Bacillus thuringiensis*. *Proceedings of the National Academy of Science United States of America*, **94**: 12780–12785. <https://doi.org/10.1073/pnas.94.24.12780>.
- Talekar, N.S. and Hu, W.J. 1996. Characteristics of parasitism of *Plutella xylostella* (Lep., Plutellidae) by *Oomyzus sokolowskii* (Hym., Eulophidae). *Entomophaga*, **41**: 45–52. <https://doi.org/10.1007/BF02893291>.
- Tran, T.V. and Takasu, K. 2000. Host age selection by the host-feeding pupal parasitoid *Diadromus subtilicornis* (Gravenhorst) (Hymenoptera: Ichneumonidae). *Applied Entomology and Zoology*, **35**: 549–556. <https://doi.org/10.1303/aez.2000.549>.
- Ulmer, B.J., Dossall, L.M., and Gibson, G.A.P. 2004. Spatio-temporal distribution patterns of the diamondback moth and its principal parasitoid, *Diadegma insulare*, in canola crops, and the occurrence of hyperparasitism. *Brassica*, **6**: 63–69.
- Van Driesche, R., Hoddle, M., and Center, T. 2009. Control of pests and weeds by natural enemies: an introduction to biological control. Blackwell Publishing, Malden, Massachusetts, United States of America. Pp. 243–247.
- Wakisaka, S., Tsukuda, R., and Nakasuji, F. 1992. Effects of natural enemies, rainfall, temperature host plants on survival and reproduction of diamondback moth. *In Proceedings of the Second International Workshop, Tainan, Taiwan, 10–14 December 1990. Edited by N.S. Talekar.* Asian Vegetable Research and Development Centre, Shanhua, Taiwan. Pp. 15–26.
- Weber, D., Hajek, A.E., Hoelmer, K.A., Schaffner, U., Mason, P.G., Stouthamer, R., *et al.* 2021. Unintentional biological control. *In Biological control: global impacts, challenges and future directions of pest management. Edited by P.G. Mason.* CSIRO Publishing, Collingwood, Victoria, Australia. Pp. 110–140.
- Xu, J., Shelton, A.M., and Cheng, X. 2001. Comparison of *Diadegma insulare* (Hymenoptera: Ichneumonidae) and *Microplitis plutellae* (Hymenoptera: Braconidae) as biocontrol agents of *Plutella xylostella* (Lepidoptera: Plutellidae): field parasitism, insecticide susceptibility, and host searching. *Journal of Economic Entomology*, **94**: 14–20. <https://doi.org/10.1603/0022-0493-94.1.14>.
- Yu, D.S.K., van Achterberg, C., and Horstmann, K. 2016. Taxapad 2016, Ichneumonoidea 2015. Database on flash-drive. Ottawa, Ontario, Canada.
- Zalucki, M.P., Shabbir, A., Silva, R., Adamson, D., Shu-Sheng, L., and Furlong, M.J. 2012. Estimating the economic cost of one of the world's major insect pests, *Plutella xylostella* (Lepidoptera: Plutellidae): just how long is a piece of string? *Journal of Economic Entomology*, **105**: 1115–1129. <https://doi.org/10.1603/EC12107>.

---

**Cite this article:** Mason, P.G., Dancau, T., Abram, P.K., Noronha, C., Dixon, P.L., Parsons, C.K., Bahar, M.H., Bennett, A.M.R., Fernández-Triana, J., Brauner, A.M., Clarke, P., Thiessen, J., Gillespie, D.R., and Haye, T. 2022. The parasitoid complex of diamondback moth, *Plutella xylostella* (Linnaeus) (Lepidoptera: Plutellidae), in Canada: impact and status. *The Canadian Entomologist*. <https://doi.org/10.4039/tce.2021.51>.