

Subscription Requests

Free Subscriptions

Individuals requesting subscriptions, or wishing to change their address, should contact MTsubscriptions at: AssociationManagement@microscopy.org

Subscription Policies

- Microscopists in the United States are eligible for gratis mail subscriptions.
- Microscopists in Canada and Mexico may subscribe to the print edition for \$25US.
- Microscopists in the rest of the world may subscribe to the print edition for \$35US.
- Microscopists outside the United States may request gratis email alerts to the digital edition.
- Microscopists anywhere in the world may view the digital edition at the *Microscopy Today* website shown at the bottom of this page.

Digital Edition

- The digital edition is an exact replica of the print edition, advertisements and all.
- Features include dynamic pages with live webpage and email links, a word-level search function, and variable page magnification to enlarge both text and figures.

Typical Content

Microscopy Today has articles about:


- Innovative instruments and methods
- Applications in various fields
- Hints and tips for novices and experts
- Protocols in microscopy and microanalysis
- Microscopy facilities descriptions
- Meetings and courses
- Success stories in microscopy education
- Historical microscopy and pioneers
- Industry news and product news
- Humorous situations
- Opinions of our readers

Subscription Customer Service

To change your address or your subscription profile, call 703-234-4115 or send an email request to associationmanagement@microscopy.org.

Index of Advertisers

3D Micromac AG (www.3d-micromac.com)	Inside front cover
Alluxa, Inc. (www.alluxa.com)	41
Coxem Co. Ltd. (www.coxem.com)	37
Dectris (www.dectris.com)	6
Diatome (www.emsdiasum.com)	4
Digital Surf (www.digitalsurf.com)	43
Duniway Stockroom (www.duniway.com)	43
Electron Microscopy Sciences (www.emsdiasum.com)	Inside back cover
Excelitas Technologies (www.excelitas.com)	25
Geller MicroAnalytical (www.gellermicro.com)	43
Hitachi High Technologies America (www.hitachi-hhta.com)	Outside back cover
M.E. Taylor Engineering (www.semsupplies.com)	29
Oregon Physics (www.oregon-physics.com)	9
Physik Instrumente (www.pi-usa.us)	23
TESCAN (www.tescan.com)	15
TGS Technologies, LLC (www.tgstechologies.net)	45
tousimis (www.tousimis.com)	35
TSS Microscopy (www.tssmicroscopy.com)	37
XEI Scientific (www.evactron.com)	29




TEM GRIDS & ACCESSORIES...EMBEDDING MOLDS...SEM SUPPLIES...SECTIONING SUPPLIES...NIGHTSEA® SYSTEMS



IMMUNOGOLD REAGENTS...TOOLS...LIQUID HANDLING...SLIDES AND COVERGLASS...LABORATORY CHEMICALS



The Most Comprehensive Source for all Fields of Microscopy, Histology and General Laboratory Research



LABELING & TAPE...BIOPSY CASSETTES

SLIDE STAINERS






**Electron
Microscopy
Sciences**

everything a lab could need...

P.O. Box 550 • 1560 Industry Rd. • Hatfield, Pa 19440 • Tel: (215) 412-8400 • Fax: (215) 412-8450 • email: info@emsdiasum.com • www.emsdiasum.com

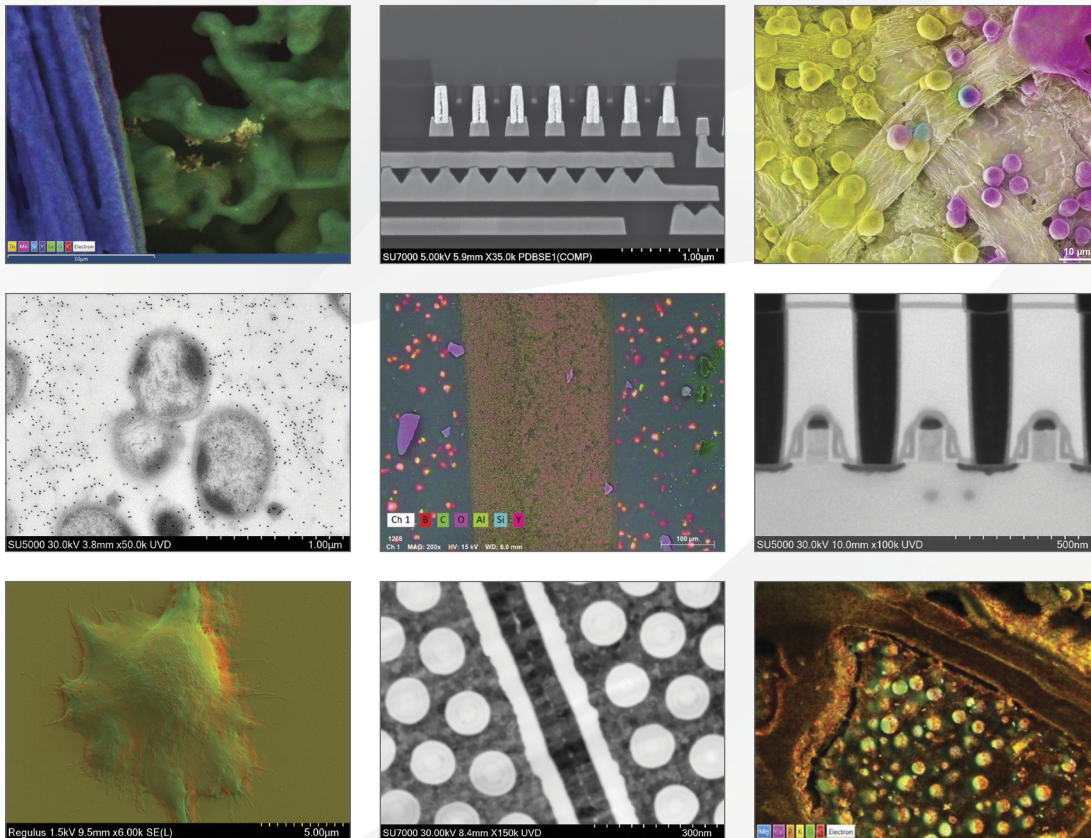
TISSUE SLICERS...SLIDE WARMERS...VACUUM EQUIPMENT...LYNX II TISSUE PROCESSOR...TWEEZERS



Published online by Cambridge University Press

Cutting-Edge Applications Require Cutting-Edge Instrumentation

Today's rapidly evolving applications require superior imaging, high throughput, and reliable runtime. Hitachi, the award-winning innovator in Field-Emission SEM, offers a broad range of options for semiconductor, materials, and life science applications. Explore the Hitachi EM portfolio and maximize your analyses with platforms designed for users of all experience levels as well as many configurations to fit your needs and budget.



Request a Virtual Demonstration

 **Hitachi High-Tech America, Inc.**

www.hitachi-hightech.com/us
hta-microscopy@hitachi-hightech.com
Tel. 800-253-3053

Hitachi Social Innovation is
POWERING GOOD