




Original Article

Characteristics of healthcare personnel with SARS-CoV-2 infection: 10 emerging infections program sites in the United States, April 2020–December 2021

Nora Chea MD MSc¹ , Taniece Eure MPH¹ , Rebecca Alkis Ramirez MPH¹ , Maria Zlotorzynska PhD MPH¹ , Gregory T. Blazek MPH^{1,2} , Joelle Nadle MPH³, Jane Lee MPH³ , Christopher A. Czaja MD DrPH⁴ , Helen Johnston MPH⁴, Devra Barter MSc⁴, Melissa Kellogg MPH⁴, Catherine Emanuel MPH⁴, James Meek MPH⁵, Monica Brackney MS⁵ , Stacy Carswell MPH⁶, Stepy Thomas MSPH⁶, Scott K. Fridkin MD⁷ , Lucy E. Wilson MD⁸ , Rebecca Perlmutter MPH⁸, Kaytlynn Marceaux-Galli MPH⁸ , Ashley Fell MPH⁹, Sara Lovett MPH⁹, Sarah Lim MBBCh⁹, Ruth Lynfield MD⁹ , Sarah Shrum Davis MPH¹⁰, Erin C. Phipps DVM MPH^{10,11}, Marla Sievers MPH¹¹ , Ghinwa Dumyati MD¹² , Christopher Myers MS¹² , Christine Hurley RN BSN¹², Erin Licherdell MPH¹², Rebecca Pierce PhD¹³ , Valerie L. S. Ocampo MPH¹³ , Eric W. Hall PhD¹⁴ , Christopher Wilson MD MPH¹⁵ , Cullen Adre PharmD¹⁵, Erika Kirtz MPH¹⁵ , Tiffanie M. Markus PhD¹⁶ , Kathryn Billings MPH¹⁶, Ian D Plumb MBBS MSc¹⁷ , Glen R. Abedi MPH¹⁷, Jade James-Gist MPH¹⁷ , Shelley S. Magill MD PhD¹  and Cheri T. Grigg DVM MPH¹ 

¹Division of Healthcare Quality Promotion, National Center for Emerging and Zoonotic Infectious Diseases, Centers for Disease Control and Prevention, Atlanta, GA, USA, ²Chenega Enterprise Systems and Solutions, LLC, Chesapeake, VA, USA, ³California Emerging Infections Program, Oakland, CA, USA, ⁴Colorado Department of Public Health and Environment, Denver, CO, USA, ⁵Connecticut Emerging Infections Program, Yale School of Public Health, New Haven, CT, USA, ⁶Georgia Emerging Infections Program, Atlanta Veterans Affairs Medical Center, Foundation for Atlanta Veterans Education and Research, Atlanta, GA, USA, ⁷Georgia Emerging Infections Program, Emory University School of Medicine, Atlanta, GA, USA, ⁸Maryland Department of Health, Baltimore, MD, USA, ⁹Minnesota Department of Health, St. Paul, MN, USA, ¹⁰New Mexico Emerging Infections Program, University of New Mexico, Albuquerque, NM, USA, ¹¹New Mexico Department of Health, Santa Fe, NM, USA, ¹²New York Emerging Infections Program, University of Rochester Medical Center, Rochester, NY, USA, ¹³Public Health Division, Oregon Health Authority, Portland, OR, USA, ¹⁴Oregon Health and Science University and Portland State University School of Public Health, Oregon Health and Science University, Portland, OR, USA, ¹⁵Tennessee Department of Health, Nashville, TN, USA, ¹⁶Vanderbilt University Medical Center, Nashville, TN, USA and ¹⁷Division of Viral Diseases, National Center for Immunization and Respiratory Diseases, Centers for Disease Control and Prevention, Atlanta, GA, USA

Abstract

Background: Understanding characteristics of healthcare personnel (HCP) with SARS-CoV-2 infection supports the development and prioritization of interventions to protect this important workforce. We report detailed characteristics of HCP who tested positive for SARS-CoV-2 from April 20, 2020 through December 31, 2021.

Methods: CDC collaborated with Emerging Infections Program sites in 10 states to interview HCP with SARS-CoV-2 infection (case-HCP) about their demographics, underlying medical conditions, healthcare roles, exposures, personal protective equipment (PPE) use, and COVID-19 vaccination status. We grouped case-HCP by healthcare role. To describe residential social vulnerability, we merged geocoded HCP residential addresses with CDC/ATSDR Social Vulnerability Index (SVI) values at the census tract level. We defined highest and lowest SVI quartiles as high and low social vulnerability, respectively.

Results: Our analysis included 7,531 case-HCP. Most case-HCP with roles as certified nursing assistant (CNA) (444, 61.3%), medical assistant (252, 65.3%), or home healthcare worker (HHW) (225, 59.5%) reported their race and ethnicity as either non-Hispanic Black or Hispanic. More than one third of HHWs (166, 45.2%), CNAs (283, 41.7%), and medical assistants (138, 37.9%) reported a residential

address in the high social vulnerability category. The proportion of case-HCP who reported using recommended PPE at all times when caring for patients with COVID-19 was lowest among HHWs compared with other roles.

Corresponding author: Nora Chea; Email: xdc7@cdc.gov

Cite this article: Chea N, Eure T, Alkis Ramirez R, *et al.* Characteristics of healthcare personnel with SARS-CoV-2 infection: 10 emerging infections program sites in the United States, April 2020–December 2021. *Infect Control Hosp Epidemiol* 2024. doi: [10.1017/ice.2024.71](https://doi.org/10.1017/ice.2024.71)

© The Society for Healthcare Epidemiology of America 2024. This is a work of the US Government and is not subject to copyright protection within the United States. To the extent this work is subject to copyright outside of the United States, such copyright shall be assigned to The Society for Healthcare Epidemiology of America and licensed to the Publisher. Outside of the United States, the US Government retains a paid-up, non-exclusive, irrevocable worldwide licence to reproduce, prepare derivative works, distribute copies to the public and display publicly the Contribution, and to permit others to do so. Published by Cambridge University Press on behalf of The Society for Healthcare Epidemiology of America. This is an Open Access article, distributed under the terms of the Creative Commons Attribution licence (<http://creativecommons.org/licenses/by/4.0/>), which permits unrestricted re-use, distribution and reproduction, provided the original article is properly cited.



Conclusions: To mitigate SARS-CoV-2 infection risk in healthcare settings, infection prevention, and control interventions should be specific to HCP roles and educational backgrounds. Additional interventions are needed to address high social vulnerability among HHWs, CNAs, and medical assistants.

Keywords: Healthcare personnel; COVID-19; SARS-CoV-2; social vulnerability

(Received 20 December 2023; accepted 26 March 2024)

Introduction

Healthcare personnel (HCP) played a critical role in combating the COVID-19 pandemic. Protecting HCP from contracting SARS-CoV-2 remains a priority. However, mitigating exposure is a complex challenge. HCP are exposed to SARS-CoV-2 in both workplace and community settings, and several studies have shown that selected groups of HCP have a higher risk of infection than others.^{1–10} In the healthcare workplace, for example, assisting patients with activities of daily living has been shown to be a risk factor for SARS-CoV-2 infection in HCP.² Several studies have suggested community exposures and factors associated with HCP's living environment may be even more important than workplace exposures.^{2,6,11} We have previously reported that HCP infected with SARS-CoV-2 were more likely to reside in highly socially vulnerable census tracts compared to HCP without SARS-CoV-2, a finding primarily driven by socioeconomic status and household characteristics (e.g., single-parent households, English language proficiency).¹¹ Additionally, in a study by Baker *et al.*, Black and multiracial HCP had higher odds of infection with SARS-CoV-2 compared with White HCP.⁶ Better understanding of the occupational and community-related characteristics of HCP who tested positive for SARS-CoV-2 may help inform the development of interventions that account for differences among HCP roles, their community environment, and social vulnerability.

To describe these characteristics of HCP with SARS-CoV-2 infection, we conducted surveillance in 10 Emerging Infections Program (EIP) sites in the United States.¹² We previously reported the characteristics of 2,625 HCP with SARS-CoV-2 infection between April and November 2020.¹³ Here we provide additional characteristics of HCP with SARS-CoV-2 infection focusing on the demographics, underlying medical conditions, COVID-19 vaccination status, and community and occupational exposures of HCP with SARS-CoV-2 infection in 2020 and 2021 (including the HCP in the previous report), stratified by healthcare roles.

Methods

Surveillance setting

The Centers for Disease Control and Prevention collaborated with 10 EIP sites to conduct surveillance of SARS-CoV-2 infections in HCP. Seven of the 10 sites (Colorado, Connecticut, Maryland, Minnesota, New Mexico, Oregon, and Tennessee) recruited a convenience sample of health systems from across the state to participate. Eligible healthcare settings included acute-care hospitals, nursing homes, outpatient clinics, and other outpatient settings (e.g., urgent care clinics, assisted living facilities, home healthcare). New York EIP recruited a convenience sample of health systems in one county to participate, in addition to conducting surveillance of all HCP working in nursing homes in the same county. Two EIP sites (California and Georgia) conducted surveillance of HCP working in any healthcare setting and residing in three California counties in

the San Francisco area or in five Georgia counties in the Atlanta area, respectively.

Definition and ascertainment of case-HCP

HCP were defined as “persons serving in healthcare settings with the potential for direct or indirect exposure to patients or infectious materials including body substances (e.g., blood, tissue, and specific body fluids); contaminated medical supplies, devices, and equipment; contaminated environmental surfaces; or contaminated air”.¹⁴ Case-HCP were defined as HCP who had a positive SARS-CoV-2 polymerase chain reaction or antigen test result (both of which are hereafter referred to as virus test) from a nasopharyngeal or oral swab from April 20, 2020, through December 31, 2021.

EIP site staff reviewed weekly line lists of HCP with positive virus tests and contacted HCP to conduct a telephone interview in English or Spanish using a standardized questionnaire. EIP staff made at least five contact attempts by telephone, text messages, or email before considering the HCP as non-responsive. To minimize recall bias, EIP site staff aimed to complete interviews within 60 days of the specimen collection date of the positive virus test. A self-administered electronic questionnaire was also available for use at the discretion of EIP sites and participating healthcare systems.

If HCP reported having close contact with patients with COVID-19 in the healthcare setting, interview staff asked questions about personal protective equipment (PPE) use and patient care activities during care of patients with COVID-19. Questions about COVID-19 vaccination status were added to the questionnaire in January 2021. EIP staff verified reported vaccination status and dates of vaccination by reviewing state immunization registries.

Data were collected and managed using REDCap electronic data capture tools hosted at CDC.^{15,16} REDCap (Research Electronic Data Capture) is a secure, web-based software platform designed to support data collection, providing (1) an intuitive interface for validated data capture; (2) audit trails for tracking data manipulation and export procedures; (3) automated export procedures for seamless data downloads to common statistical packages; and (4) procedures for data integration and interoperability with external sources.

Descriptive and statistical analysis

We grouped case-HCP by the primary role HCP reported working in during the 14 days before collection of the specimen that tested positive for SARS-CoV-2, and by the primary setting where they reported working: hospitals, nursing homes, outpatient clinics, home healthcare, assisted living facilities, or other facilities. Based on the specimen collection dates of the positive virus tests, case-HCP were grouped into 2020 (i.e., before COVID-19 vaccines were available) or 2021 case-HCP (i.e., after COVID-19 vaccines were available). To describe residential social vulnerability of HCP, we merged geocoded residence data for individual HCP with 2020

CDC/ATSDR Social Vulnerability Index (SVI) values at the census tract level. The SVI is “a composite measure used to identify communities most in need of support before, during, and after hazardous events, such as infectious disease outbreaks”.^{17,18} We defined high and low social vulnerability as the highest quartile of SVI (i.e., ≥ 0.75) and lowest quartile (i.e., ≤ 0.25), respectively. Analyses were conducted using SAS version 9.4 software (SAS Institute, Cary, NC).

This activity was reviewed by CDC and was conducted in compliance with applicable federal law and CDC policy (45 C.F.R. part 46.102(l)(2), 21 C.F.R. part 56; 42 U.S.C. §241(d); 5 U.S.C. §552a; 44 U.S.C. §3501 et seq.). CDC determined the project was a non-research activity, and no CDC institutional review board (IRB) review was required. IRBs of EIP sites and participating facilities either deemed the project to be a non-research activity not requiring review or provided IRB approval as a research activity.

Results

A total of 34,179 HCP who tested positive for SARS-CoV-2 were reported to the 10 EIP sites. Of those, 7,637 HCP were enrolled, and 26,542 HCP were not interviewed (details in the Supplementary Appendix). Of the 7,637 HCP enrolled, 106 HCP were excluded from this analysis because their interviews were only partially complete, positive virus test results were from specimens other than nasopharyngeal swab, or the specimen collection dates of the positive nasopharyngeal swabs were missing.

Among 7,531 case-HCP included in this analysis, the median time from specimen collection dates of the positive virus test to interview date was 25 days with an interquartile range of 15 to 43 days. Due to the surge in number of case-HCP during the emergence of the Delta strain of SARS-CoV-2, 433 (5.7%) case-HCP included were interviewed >60 days after the specimen collection date of their positive virus test; we subsequently implemented a rule excluding HCP from interviews if >60 days passed since the specimen collection date of their positive virus test. Additionally, 557 (7.4%) case-HCP included completed a self-administered questionnaire rather than a telephone interview.

Overall, 3,975 (52.8%) reported working in hospitals, 1,223 (16.2%) in outpatient clinics, 1,142 (15.2%) in nursing homes, 386 (5.1%) in home healthcare settings, and 126 (1.7%) in assisted living facilities. There were 5,437 case-HCP from 2020 and 2,094 case-HCP from 2021. The distributions of healthcare settings, HCP roles, demographics, and SVI were similar for 2020 and 2021 (Figure 1).

The distribution of case-HCP race and ethnicity, SVI, community exposures, and healthcare settings varied by role (Table 1 and Table S1 in the Supplementary Appendix). Most case-HCP were female (78.8%) and ≥ 30 years of age (75.5%), and 3,445 case-HCP (45.7%) were non-Hispanic White. Of all case-HCP, 61.9% had at least one underlying condition. Overall, 894 case-HCP (11.9%) reported an administrative role, which included a wide range of roles (e.g., human resources personnel, receptionist, patient service assistant). Among 2,094 case-HCP who tested positive for SARS-CoV-2 in 2021, 1,541 (73.6%) received at least one dose of COVID-19 vaccine ≥ 14 days before the SARS-CoV-2 positive test dates.

A large proportion of medical assistants (43.8%) and home healthcare workers (HHWs) (38.1%) reported their ethnicity as Hispanic. Black or African American was the most commonly reported race by certified nursing assistants (CNAs) (294, 40.6%). Most medical assistants worked in outpatient clinics (64%), and most CNAs worked in nursing homes (54.6%). More than one

third of HHWs (45.2%), CNAs (41.7%), and medical assistants (37.9%) reported a residential address in the highest SVI quartile. In five of ten sites, the HCP role with the highest percentage of personnel living in census tracts in the highest SVI quartile was CNA (Table S2 in the Supplementary Appendix).

Among 2,606 case-HCP who reported having close contact with patients with COVID-19 in healthcare settings, the proportion of HCP who reported using each element of recommended PPE all the time while caring for patients with COVID-19 was lowest among HHWs (i.e., gloves, 72.3%; a mask or respirator, 76.2%; goggles or a face shield, 30.7%; or a gown, 27.7%) compared with registered nurses, administrative personnel, CNAs, physicians, or medical assistants (Tables 2 and S3 in the Supplementary Appendix).

Discussion

Our analysis included 7,531 HCP who tested positive for SARS-CoV-2 in 10 EIP sites across the United States during 2020 and 2021. These data represent demographics, exposures, PPE use, COVID-19 vaccination status, and residential social vulnerability for a large group of HCP working in a variety of healthcare roles across multiple healthcare settings.

Compared with other healthcare roles, HHWs had the lowest proportion of case-HCP reporting consistent use of each element of recommended PPE¹⁴ when caring for patients with COVID-19. Medical assistants also reported lower consistent PPE use compared with other healthcare roles. Using all recommended PPE consistently is critical for protecting HCP,¹⁹ and the lower reported PPE use among case-HCP working in home healthcare, outpatient clinics, and assisted living facilities relative to other settings suggests additional work is needed to determine if these findings were a result of inadequate PPE supplies, access, or training on indications for PPE. Focused assessments may be beneficial to understand how PPE supply needs are determined in these settings, and how PPE is distributed to HCP in different healthcare roles. These findings underscore the need to focus infection prevention and control interventions on HCP in a wide variety of care delivery environments, not limited to hospitals.

Approximately one in three HHWs, medical assistants, or CNAs had not received any doses of COVID-19 vaccines ≥ 14 days before the SARS-CoV-2 positive test. While COVID-19 vaccines were proven to be very effective in preventing symptomatic COVID-19 among HCP²⁰ and HCP were among the priority groups to receive COVID-19 vaccines in early 2021,²¹ COVID-19 vaccine hesitancy was still a challenge among HCP.^{21–23} Due to the potential risks to patients and themselves, focused interventions to reduce COVID-19 vaccine hesitancy should be prioritized for HCP, especially among those who have direct patient contact.

Infection prevention and control staffing, training, and resources are typically less robust in certain healthcare settings, such as home healthcare, outpatient clinics, and assisted living facilities, when compared with hospitals.^{24–29} Project Firstline, an infection control training and education collaborative with public health, academic, and health department partners across the United States, is a CDC-led effort to address this gap.³⁰ Providing foundational knowledge of infection prevention and control for all frontline HCP is key, especially recognizing the healthcare workforce includes professionals with a wide range of training and educational backgrounds. Findings from this surveillance activity support the importance of training HCP at greatest risk for SARS-CoV-2 infection and focusing on messaging that is

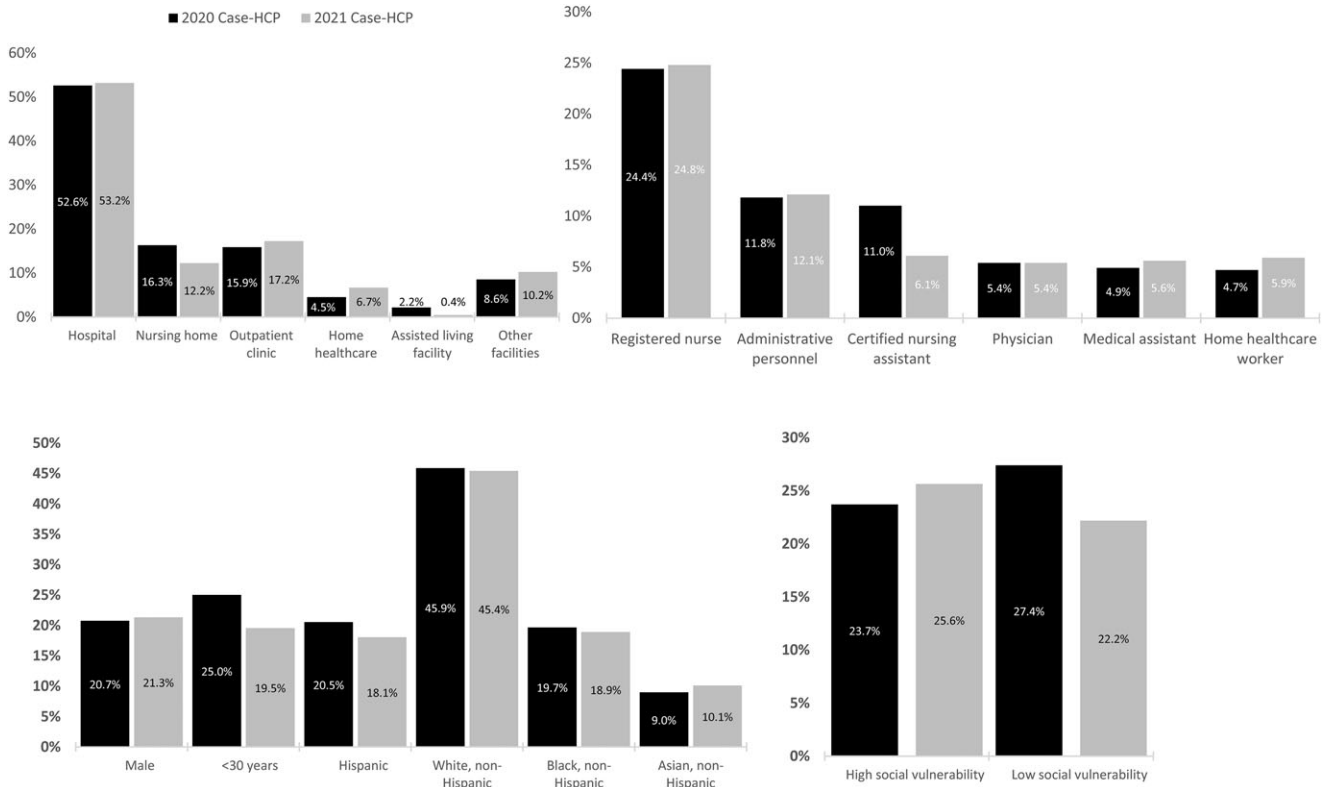


Figure 1. Healthcare personnel with SARS-CoV-2 infection in 2020 and 2021 by setting, role, demographics, and social vulnerability.

Note:

- Other facilities include administrative building, correctional facility, dental facility, outpatient dialysis unit, emergency medical service, free-standing emergency room, hospice facility, laboratory, memory care facility, mental health facility, pharmacy, public health department, rehabilitation center, school, COVID-19 testing center, urgent care center.
- 24 HCP did not answer questions about sex or reported sex as unknown.
- 76 HCP did not answer questions about age.
- 168 HCP with missing or unknown ethnicity were grouped as non-Hispanic.
- 592 HCP were not matched with SVI data due to lack of valid addresses or residential addresses that were out of catchment areas.

appropriate for specific healthcare settings. It is equally important to engage these HCP, and the organizations that represent them, to better understand the barriers or challenges and potential facilitators of infection prevention and control practices.

Previous work has shown that non-Hispanic Black, non-Hispanic Asian (specifically Filipino), and Hispanic HCP are overrepresented in the long-term care workforce, especially among lower-wage frontline professions.^{31,32} Additionally, racial and ethnic disparities in infection rates have been documented throughout the COVID-19 pandemic.^{6,33–35} In our cohort of HCP with SARS-CoV-2 infection, most HHWs, CNAs, and medical assistants reported their race and ethnicity as either non-Hispanic Black or Hispanic, and an additional 19.6% of HHWs reported their race and ethnicity as non-Hispanic Asian. In our examination of social determinants of health based on the SVI, we found that HHWs, CNAs, and medical assistants were the HCP roles that were most often living in areas with the highest social vulnerability. This is notable, as residential social vulnerability has been identified as an important determinant of risk for SARS-CoV-2 infection.^{11,36–39} A previous case-control analysis using a subset of these data found that HCP with SARS-CoV-2 infection in 2020 were 1.8 times more likely than HCP without SARS-CoV-2 infection to have lived in census tracts with high social vulnerability, with socioeconomic status and household composition driving the disparity.¹¹ In that analysis, CNAs and medical assistants were more

likely to have lived in high SVI census tracts compared with registered nurses and physicians. This is unsurprising since the mean national salary for these healthcare support occupations is less than \$36,000 per year⁴⁰; this is not much more than the 2023 Federal Poverty Level for a family of four (\$30,000).⁴¹

Our findings are subject to three limitations. First, these data were from a convenience sample of healthcare settings and HCP. The results may not be generalizable to all U.S. HCP. Healthcare settings (e.g., hospital, nursing home) were not equally sampled in each site, which may have affected the distribution of HCP roles, and other case-HCP characteristics summarized in our analysis. Second, HCP self-reported their PPE use during care of patients with COVID-19 which could introduce social desirability bias, and further misclassification of consistent use of PPE may have occurred due to the lag time between SARS-CoV-2 virus test specimen collection and the interview. Third, CDC updated the definition of “close contact” with a person with COVID-19 multiple times during the pandemic. To reflect the changes in the definition, the questionnaire was updated three times during the surveillance period. This may have caused misclassification of “close contact” with a COVID-19 patient for some case-HCP, but the impact on the data is expected to be minimal since the main categories of information collected remained the same.

Table 1. Characteristics of healthcare personnel with SARS-CoV-2 infection, by primary healthcare role, 2020–2021

	Registered nurse (<i>n</i> = 1,846)	Administrative personnel ^a (<i>n</i> = 894)	Certified nursing assistant (<i>n</i> = 724)	Physician (<i>n</i> = 408)	Medical assistant (<i>n</i> = 386)	Home healthcare worker (<i>n</i> = 378)	All professions (<i>N</i> = 7,531)
Facility type, no. (%)							
Hospital	1,478 (80.1)	389 (43.5)	252 (34.8)	285 (69.9)	78 (20.2)	5 (1.3)	3,975 (52.8)
Nursing home	111 (6.0)	94 (10.5)	395 (54.6)	8 (2.0)	16 (4.1)	72 (19.0)	1,142 (15.2)
Outpatient clinic	153 (8.3)	257 (28.7)	15 (2.1)	98 (24.0)	247 (64.0)	1 (0.3)	1,223 (16.2)
Home healthcare setting	32 (1.7)	12 (1.3)	36 (5.0)	2 (0.5)	0 (0.0)	237 (62.7)	386 (5.1)
Assisted living facility	5 (0.3)	13 (1.5)	12 (1.7)	0 (0.0)	7 (1.8)	48 (12.7)	126 (1.7)
Other facilities ^b	67 (3.6)	129 (14.4)	14 (1.9)	15 (3.7)	38 (9.8)	15 (4.0)	679 (9.0)
Sex, no. (%) ^c							
Female	1,587 (86.0)	736 (82.3)	639 (88.3)	200 (49.0)	352 (91.2)	319 (84.4)	5,933 (78.8)
Male	258 (14.0)	156 (17.4)	79 (10.9)	207 (50.7)	32 (8.3)	59 (15.6)	1,574 (20.9)
Age group in years, no. (%) ^d							
Median [IQR]	39 [30–50]	43 [32–53]	38 [27–51]	38 [32–49]	32 [26–41]	46 [33–56]	39 [30–50]
<30	418 (22.6)	158 (17.7)	234 (32.3)	60 (14.7)	155 (40.2)	68 (18.0)	1,769 (23.5)
≥30	1,413 (76.5)	728 (81.4)	482 (66.6)	345 (84.6)	229 (59.3)	304 (80.4)	5,686 (75.5)
Race and ethnicity, no. (%) ^e							
Hispanic	180 (9.8)	224 (25.1)	150 (20.7)	35 (8.6)	169 (43.8)	144 (38.1)	1,495 (19.9)
White, non-Hispanic	1,237 (67.0)	371 (41.5)	148 (20.4)	263 (64.5)	82 (21.2)	31 (8.2)	3,445 (45.7)
Black or African American, non-Hispanic	204 (11.1)	199 (22.3)	294 (40.6)	26 (6.4)	83 (21.5)	81 (21.4)	1,465 (19.5)
Asian, non-Hispanic	149 (8.1)	51 (5.7)	85 (11.7)	67 (16.4)	29 (7.5)	74 (19.6)	700 (9.3)
Other or multiple races	57 (3.1)	34 (3.8)	31 (4.3)	11 (2.7)	12 (3.1)	33 (8.7)	273 (3.6)
Unknown race, non-Hispanic	19 (1.0)	15 (1.7)	16 (2.2)	6 (1.5)	11 (2.8)	15 (4.0)	153 (2.0)
Residential address Social vulnerability index (SVI), no. (%) ^f							
High social vulnerability ^g	225 (13.8)	194 (22.9)	283 (41.7)	29 (7.9)	138 (37.9)	166 (45.2)	1,681 (24.2)
Low social vulnerability ^h	556 (34.1)	175 (20.7)	89 (13.1)	193 (52.6)	55 (15.1)	35 (9.5)	1,804 (26.0)
Community exposures, no. (%)							
Traveled domestically or internationally	356 (19.3)	139 (15.5)	41 (5.7)	104 (25.5)	53 (13.7)	22 (5.8)	1,157 (15.4)
Attended a mass gathering or gathering with people other than household members	512 (27.7)	207 (23.2)	109 (15.1)	136 (33.3)	92 (23.8)	57 (15.1)	1,818 (24.1)
Used public or shared transportation	253 (13.7)	115 (12.9)	84 (11.6)	74 (18.1)	36 (9.3)	71 (18.8)	1,058 (14.1)
Had close contact with ill person(s) outside of a healthcare facility	367 (19.9)	204 (22.8)	109 (15.1)	75 (18.4)	95 (24.6)	50 (13.2)	1,412 (18.8)
Had close contact with a family member(s) who had COVID-19	433 (23.5)	292 (32.7)	117 (16.2)	99 (24.3)	142 (36.8)	88 (23.3)	1,883 (25.0)

(Continued)

Table 1. (Continued)

	Registered nurse (<i>n</i> = 1,846)	Administrative personnel ^a (<i>n</i> = 894)	Certified nursing assistant (<i>n</i> = 724)	Physician (<i>n</i> = 408)	Medical assistant (<i>n</i> = 386)	Home healthcare worker (<i>n</i> = 378)	All professions (<i>N</i> = 7,531)
Underlying conditions, no. (%)							
At least one underlying condition	1,077 (58.3)	619 (69.2)	500 (69.1)	150 (36.8)	262 (67.9)	263 (69.6)	4,660 (61.9)
Asthma	245 (13.3)	148 (16.6)	110 (15.2)	42 (10.3)	61 (15.8)	50 (13.2)	1,051 (14.0)
Autoimmune or rheumatologic disease	117 (6.3)	37 (4.1)	21 (2.9)	15 (3.7)	18 (4.7)	3 (0.8)	351 (4.7)
Chronic kidney disease	5 (0.3)	3 (0.3)	1 (0.1)	2 (0.5)	4 (1.0)	4 (1.1)	31 (0.4)
Chronic obstructive pulmonary disease	8 (0.4)	6 (0.7)	10 (1.4)	0 (0.0)	0 (0.0)	6 (1.6)	46 (0.6)
Current or recent smoker ^f	375 (20.3)	215 (24.0)	174 (24.0)	26 (6.4)	78 (20.2)	106 (28.0)	1,628 (21.6)
Diabetes mellitus	72 (3.9)	71 (7.9)	63 (8.7)	9 (2.2)	22 (5.7)	45 (11.9)	471 (6.3)
Heart condition	60 (3.3)	37 (4.1)	24 (3.3)	16 (3.9)	10 (2.6)	6 (1.6)	249 (3.3)
Hypertension	260 (14.1)	169 (18.9)	125 (17.3)	46 (11.3)	36 (9.3)	91 (24.1)	1,163 (15.4)
Obesity or severe obesity	515 (27.9)	396 (44.3)	318 (43.9)	43 (10.5)	164 (42.5)	130 (34.4)	2,549 (33.9)
Pregnancy	49 (2.7)	11 (1.2)	14 (1.9)	5 (1.2)	17 (4.4)	7 (1.9)	160 (2.1)
COVID-19 vaccination status at time of test, no. (%) ^g							
Vaccinated	414 (79.6)	176 (69.6)	81 (63.8)	110 (97.3)	72 (61.5)	73 (58.9)	1,541 (73.6)
Unvaccinated	104 (20.0)	77 (30.4)	45 (35.4)	3 (2.7)	45 (38.5)	51 (41.1)	548 (26.2)

^aHCP who reported their role as administrative personnel, director, financial personnel, human resources personnel, receptionist, patient service assistant, clinical supervisor, or marketing personnel.

^bOther facilities include administrative building, correctional facility, dental facility, outpatient dialysis unit, emergency medical service, free-standing emergency room, hospice facility, laboratory, memory care facility, mental health facility, pharmacy, public health department, rehabilitation center, school, COVID-19 testing center, urgent care center.

^c24 HCP did not answer questions about sex or reported sex as unknown.

^d76 HCP did not answer questions about age.

^e168 HCP with missing or unknown ethnicity were grouped as non-Hispanic.

^fCensus tract-level SVI for HCP residential address. 592 HCP were not matched with SVI data due to lack of valid addresses, or residential addresses that were outside the catchment areas.

^gHighest quartile of SVI values for census tracts where healthcare personnel resided.

^hLowest quartile of SVI values for census tracts where healthcare personnel resided.

ⁱRecent smokers were defined as HCP who quit smoking <1 year before the interview date.

^jAmong 2,094 case-HCP who tested positive for SARS-CoV-2 in 2021 (registered nurse, *n* = 520; non-clinical administrative worker, *n* = 253; certified nursing assistant, *n* = 127; home healthcare worker, *n* = 124; medical assistant, *n* = 117; physician, *n* = 113; all other professions, *n* = 840); 5 HCP reported unknown COVID-19 vaccination status; vaccinated is defined as having received at least one dose of COVID-19 vaccine ≥14 days before the SARS-CoV-2 positive test dates.

Table 2. Personal protective equipment use, workplace exposures, and patient care activities among healthcare personnel with SARS-CoV-2 infection and close contact with patients with COVID-19 in healthcare settings, by primary healthcare role, 2020–2021

	Registered nurse (N = 912)	Certified nursing assistant (N = 365)	Physician (N = 168)	Home healthcare worker (N = 101)	Administrative personnel ^b (n = 100)	Medical assistant (N = 88)	All professions (n = 2,606)
Facility type, no. (%)							
Hospital	787 (86.3)	134 (36.7)	140 (83.3)	1 (1.0)	46 (46.0)	24 (27.3)	1,631 (62.6)
Nursing home	67 (7.3)	210 (57.5)	6 (3.6)	27 (26.7)	19 (19.0)	5 (5.7)	504 (19.3)
Outpatient clinic	18 (2.0)	1 (0.3)	16 (9.5)	0 (0.0)	19 (19.0)	39 (44.3)	156 (6.0)
Home healthcare setting	11 (1.2)	8 (2.2)	0(0.0)	54 (53.5)	0 (0.0)	0 (0.0)	86 (3.3)
Assisted living facility	2 (0.2)	7 (1.9)	0 (0.0)	16 (15.8)	1 (1.0)	3 (3.4)	42 (1.6)
Other facilities	27 (3.0)	5 (1.4)	6 (3.6)	3 (3.0)	15 (15.0)	17 (19.3)	187 (7.2)
PPE use and exposures in healthcare setting, no. (%)							
Used gloves all the time	840 (92.1)	334 (91.5)	142 (84.5)	73 (72.3)	36 (36.0)	69 (78.4)	2,224 (85.5)
Used a mask or respirator all the time	847 (92.9)	336 (92.1)	156 (92.9)	77 (76.2)	91 (91.0)	83 (94.3)	2,392 (91.8)
Used goggles or a face shield all the time	675 (74.0)	251 (68.8)	126 (75.0)	31 (30.7)	38 (38.0)	55 (62.5)	1,759 (67.7)
Used a gown all the time	638 (70.0)	240 (65.8)	123 (73.2)	28 (27.7)	21 (21.0)	46 (52.3)	1,625 (62.6)
Always cared for COVID-19 patients who had source control in place	149 (16.3)	25 (6.8)	43 (25.6)	8 (7.9)	30 (30.0)	44 (50.0)	527 (20.2)
Had a mucous membrane or skin exposure to body fluids from a COVID-19 patient	164 (18.0)	88 (24.1)	37 (22.0)	34 (33.7)	11 (11.0)	19 (21.6)	495 (19.1)
Practiced extended use or reuse of a respirator	596 (65.4)	192 (52.6)	120 (71.4)	31 (30.7)	30 (30.0)	44 (50.0)	1,507 (57.8)
Always followed hand hygiene recommendations during care of COVID-19 patients	823 (90.2)	339 (92.9)	153 (91.1)	86 (85.1)	86 (86.0)	83 (94.3)	2,346 (90.4)
Patient care activities, no. (%)							
Assisted patients with COVID-19 with activities of daily living	752 (82.5)	344 (94.2)	46 (27.4)	90 (89.1)	13 (13.0)	26 (29.5)	1,716 (65.9)
Bathing ^a	402 (53.5)	268 (77.9)	2 (4.3)	71 (78.9)	0 (0.0)	9 (34.6)	863 (50.3)
Emptying bedpan ^a	413 (54.9)	216 (62.8)	1 (2.2)	25 (27.8)	1 (7.7)	11 (42.3)	766 (44.6)
Feeding ^a	324 (43.1)	260 (75.6)	2 (4.3)	72 (80.0)	1 (7.7)	14 (53.8)	807 (47.0)
Lifting or positioning ^a	715 (95.1)	314 (91.3)	45 (97.8)	64 (71.1)	11 (84.6)	20 (76.9)	1,564 (91.1)
Performing oral care ^a	223 (29.7)	81 (23.5)	1 (2.2)	16 (17.8)	0 (0.0)	6 (23.1)	392 (22.8)
Other activities of daily living ^a	129 (17.2)	82 (23.8)	8 (17.4)	41 (45.6)	6 (46.2)	6 (23.1)	410 (23.9)
Provided non-procedure clinical care to patients with COVID-19	819 (89.8)	287 (78.6)	146 (86.9)	63 (62.4)	24 (24.0)	70 (79.5)	1,963 (75.3)
Performed procedures on patients with COVID-19	724 (79.4)	62 (17.0)	65 (38.7)	5 (5.0)	3 (3.0)	28 (31.8)	1,199 (46.0)
Performed environmental cleaning activities in COVID-19 patient care area	590 (64.7)	307 (84.1)	5 (3.0)	79 (78.2)	5 (5.0)	34 (38.6)	1,277 (49.0)
Provided respiratory care to patients with COVID-19	631 (69.2)	125 (34.2)	70 (41.7)	14 (13.9)	8 (8.0)	28 (31.8)	1,211 (46.5)
Performed administrative activities with patients with COVID-19	23 (2.5)	5 (1.4)	20 (11.9)	3 (3.0)	71 (71.0)	9 (10.2)	217 (8.3)

^aAmong HCP who assisted patients with COVID-19 with activities of daily living.^bHCP who reported their role as administrative personnel, director, financial personnel, human resources personnel, receptionist, patient service assistant, clinical supervisor, or marketing personnel.

Conclusion

In conclusion, it is important to recognize and address infection risk among non-physician HCP, and among HCP working in non-hospital settings. In this analysis of 2020–2021 data from one of the largest surveillance systems of U.S. HCP with SARS-CoV-2 infection, HHWs reported the lowest consistent usage of PPE when working with patients with COVID-19. Programs like Project Firstline provide critically needed infection prevention and control training designed to be accessible for all frontline HCP. Most CNAs, medical assistants, and HHWs reported their ethnicity or race as Hispanic or non-Hispanic Black, and more than one third of HCP who reported these three roles also reported living in a census tract with high social vulnerability. More work is needed to understand social and community contributions to infection risk in these vulnerable groups.

Supplementary material. To view supplementary material for this article, please visit <https://doi.org/10.1017/ice.2024.71>

Acknowledgments. We thank the healthcare personnel, healthcare facilities' staff, and state and local public health partners who participated in this effort. We also thank the following individuals for their contributions to this effort.

- California EIP: Elizabeth Woods, Maria Rosales, Ethan Lindgren, and Cristian Preciado
- Colorado: Kristen Marshall, Kathleen Angell, and Libby Harrington
- Connecticut EIP: Sara Niesobecki, AmberJean Hansen, and Anisa Linton
- Georgia EIP: Monica M. Farley, Melissa Tobin-D'Angelo, and Nadine Oosmanally
- Maryland EIP: Bailey Evenson
- Minnesota EIP: Leah Varga, Elizabeth Palmi, Jacy Walters, Leslie Lovett, Gerit Wagner, and Emilija Motivans
- New Mexico EIP: Yadira Salazar-Sanchez, Savannah Pierson, and Melissa Christian
- New York EIP: Marissa Tracy and Virginia Cafferky
- Oregon: Lauren Adrian

Financial support. This project was supported by the Centers for Disease Control and Prevention through the Emerging Infections Program cooperative agreement (CK17-1701).

Competing interests. Dr. Pierce reports personal fees from the Society for Healthcare Epidemiology of America.

Dr. Ghinwa Dumyati received a personal fee from Roche Diagnostic as part of an advisory team.

All other authors report no competing interests relevant to this article.

Disclaimer. The findings and conclusions in this report are those of the authors and do not necessarily represent the official position of the Centers for Disease Control and Prevention.

References

1. Barrett ES, *et al.* Prevalence of SARS-CoV-2 infection in previously undiagnosed health care workers in New Jersey, at the onset of the U.S. COVID-19 pandemic. *BMC Infect Dis* 2020;20:853.
2. Chea N, *et al.* Risk factors for SARS-CoV-2 infection among US healthcare personnel, May–December 2020. *Emerg Infect Dis* 2022;28:95–103.
3. Lentz RJ, *et al.* Assessing coronavirus disease 2019 (COVID-19) transmission to healthcare personnel: The global ACT-HCP case-control study. *Infect Control Hosp Epidemiol* 2021;42(4):381–387. doi: [10.1017/ice.2020.455](https://doi.org/10.1017/ice.2020.455).
4. Jacob JT, *et al.* Risk factors associated with SARS-CoV-2 seropositivity among US health care personnel. *JAMA Netw Open* 2021;4:e211283.
5. Howard-Anderson J, *et al.* Occupational risk factors for SARS-CoV-2 infection among healthcare personnel: a cross-sectional analysis of subjects enrolled in the COPE study. *Infect Control Hosp Epidemiol* 2022;43(3): 381–386. doi: [10.1017/ice.2021.54](https://doi.org/10.1017/ice.2021.54).
6. Baker JM, *et al.* Quantification of occupational and community risk factors for SARS-CoV-2 seropositivity among health care workers in a large U.S. health care system. *Ann Intern Med* 2021;174:649–654.
7. Braun KM, *et al.* Viral sequencing to investigate sources of SARS-CoV-2 infection in US healthcare personnel. *Clin Infect Dis* 2021;73:e1329–e1336.
8. Rosser JJ, *et al.* Severe acute respiratory coronavirus virus 2 (SARS-CoV-2) seroprevalence in healthcare personnel in Northern California early in the coronavirus disease 2019 (COVID-19) pandemic. *Infect Control Hosp Epidemiol* 2021;42(9):1053–1059. doi: [10.1017/ice.2020.1358](https://doi.org/10.1017/ice.2020.1358).
9. Steensels D, *et al.* Hospital-wide SARS-CoV-2 antibody screening in 3056 staff in a Tertiary Center in Belgium. *JAMA* 2020;324:195–197.
10. Banerjee A, *et al.* Status of health-care workers in relation to COVID-19 infection: a retrospective study in a level 4 COVID Hospital in Eastern India. *J Assoc Physicians India* 2020;68:55–57.
11. Zlotorzynska M, *et al.* Residential social vulnerability among healthcare personnel with and without severe acute respiratory coronavirus virus 2 (SARS-CoV-2) infection in Five US states, May–December 2020. *Infect Control Hosp Epidemiol* 2024;45(1):82–88. doi: [10.1017/ice.2023.131](https://doi.org/10.1017/ice.2023.131).
12. CDC. EIP Project to Address COVID-19 among Healthcare Personnel. 2023. <https://www.cdc.gov/hai/eip/covid19.html>.
13. Chea N, *et al.* Practices and activities among healthcare personnel with severe acute respiratory coronavirus virus 2 (SARS-CoV-2) infection working in different healthcare settings—ten Emerging Infections Program sites, April–November 2020. *Infect Control Hosp Epidemiol* 2022;43:1058–1062.
14. CDC. *Interim Infection Prevention and Control Recommendations for Healthcare Personnel During the Coronavirus Disease 2019 (COVID-19) Pandemic.* 2023 [cited 2023 August 7]. https://www.cdc.gov/coronavirus/2019-ncov/hcp/infection-control-recommendations.html#anchor_1604360721943.
15. Harris PA, *et al.* The REDCap consortium: building an international community of software platform partners. *J Biomed Inform* 2019;95:103208.
16. Harris PA, *et al.* Research electronic data capture (REDCap)—a metadata-driven methodology and workflow process for providing translational research informatics support. *J Biomed Inform* 2009;42:377–81.
17. Centers for Disease, C. Centers for Disease Control and Prevention/ Agency for Toxic Substances and Disease Registry/ Geospatial Research Analysis and Services Program. CDC/ATSDR Social Vulnerability Index 2020 Database. 2023 [cited 2023 July 17]. https://www.atsdr.cdc.gov/placeandhealth/svi/data_documentation_download.html.
18. Flanagan BE, *et al.* Measuring community vulnerability to natural and anthropogenic hazards: the centers for disease control and prevention's social vulnerability index. *J Environ Health* 2018;80:34–36.
19. Siegel JD MD, Rhinehart E RN MPH CIC, Jackson M PhD, Linda C RN MS. 2007 Guideline for Isolation Precautions: Preventing Transmission of Infectious Agents in Healthcare Settings. 2023: CDC's website.
20. Pilishvili T, *et al.* Effectiveness of mRNA covid-19 vaccine among U.S. health care personnel. *N Engl J Med* 2021;385:e90.
21. Dror AA, *et al.* Vaccine hesitancy: the next challenge in the fight against COVID-19. *Eur J Epidemiol* 2020;35:775–779.
22. Galanis P, *et al.* COVID-19 vaccine uptake among healthcare workers: a systematic review and meta-analysis. *Vaccines (Basel)* 2022; 10(10):1637. doi: [10.3390/vaccines10101637](https://doi.org/10.3390/vaccines10101637)
23. Paris C. *et al.* COVID-19 vaccine hesitancy among healthcare workers. *Infect Dis Now* 2021;51:484–487.
24. Kossover RA, *et al.* Infection prevention and control standards in assisted living facilities: are residents' needs being met? *J Am Med Dir Assoc* 2014;15:47–53.
25. CDC. Outpatient Settings Policy Options for Improving Infection Prevention 2015. <https://www.cdc.gov/hai/pdfs/prevent/Outpatient-Settings-Policy-Options.pdf>.
26. CDC. Guide to Infection Prevention for Outpatient Settings: Minimum Expectations for Safe Care. 2016. <https://www.cdc.gov/infectioncontrol/pdf/outpatient/guide.pdf>.

27. CDC. Project to Address COVID-19 among Healthcare Personnel. 2023 [cited 2024 May 15]. https://www.cdc.gov/healthcare-associated-infections/php/haic-eip/covid-19.html?CDC_AAref_Val=https://www.cdc.gov/hai/eip/covid19.html.
28. Steinkuller F, *et al.*, Outpatient infection prevention: a practical primer. *Open Forum Infect Dis* 2018;5:ofy053.
29. LeRose JJ, *et al.* The role of the social vulnerability index in personal protective equipment shortages, number of cases, and associated mortality during the coronavirus disease 2019 (COVID-19) pandemic in Michigan skilled nursing facilities. *Infect Control Hosp Epidemiol* 2021;42:877–880.
30. CDC. Project First Line 2023 [cited 2023 August 7]. <https://www.cdc.gov/infectioncontrol/projectfirstline/about.html>.
31. Escobedo LA, *et al.* Lost on the frontline, and lost in the data: COVID-19 deaths among Filipinx healthcare workers in the United States. *Front Public Health* 2022;10:958530.
32. Dill J, Duffy M. Structural racism and black women's employment in the US health care sector. *Health Aff (Millwood)* 2022;41:265–272.
33. Forrest CB, *et al.* Impact of the early phase of the COVID-19 pandemic on US healthcare workers: results from the HERO registry. *J Gen Intern Med* 2021;36:1319–1326.
34. Eyre DW, *et al.* Differential occupational risks to healthcare workers from SARS-CoV-2 observed during a prospective observational study. *Elife* 2020;9:e60675. Published 2020 Aug 21. doi: 10.7554/eLife.60675.
35. Venugopal U, *et al.* SARS-CoV-2 seroprevalence among health care workers in a New York City hospital: a cross-sectional analysis during the COVID-19 pandemic. *Int J Infect Dis* 2021;102:63–69.
36. Li Z, *et al.* Social vulnerability and rurality associated with higher severe acute respiratory syndrome coronavirus 2 (SARS-CoV-2) infection-induced seroprevalence: a nationwide blood donor study-United States, July 2020–June 2021. *Clin Infect Dis* 2022;75:e1133–e1143.
37. Tipirneni R, *et al.* Associations of 4 geographic social vulnerability indices with US COVID-19 incidence and mortality. *Am J Public Health* 2022;112:1584–1588.
38. Karmakar M, Lantz PM, Tipirneni R. Association of social and demographic factors with COVID-19 incidence and death rates in the US. *JAMA Netw Open* 2021;4:e2036462.
39. Dasgupta S, *et al.* Association between social vulnerability and a county's risk for becoming a COVID-19 Hotspot - United States, June 1–July 25, 2020. *MMWR Morb Mortal Wkly Rep* 2020;69:1535–1541.
40. National employment and wage data from the Occupational Employment and Wage Statistics survey by occupation, May 2022. 2022 [cited 2023 August 2]. <https://www.bls.gov/news.release/ocwage.t01.htm>.
41. HHPS Poverty Guidelines for 2023. 2023 [cited 2023 October 15]. <https://aspe.hhs.gov/topics/poverty-economic-mobility/poverty-guidelines>.