

# The Canadian Journal of Neurological Sciences

# Le Journal Canadien des Sciences Neurologiques



## REVIEW ARTICLE

- **The Natural History of Multiple Sclerosis**  
*B.G. Weinshenker and G.C. Ebers* ..... 255

## ORIGINAL ARTICLES

- **Sleep Apnea Following Percutaneous Cervical Cordotomy**  
*Bruce I. Tranmer, William S. Tucker, Juan M. Bilbao* ..... 262
- **The Management of .22 Caliber Gunshot Wounds of the Brain:  
A Review of 49 Cases**  
*L. Suddaby, B. Weir, C. Forsyth* ..... 268
- **A Randomized Controlled Trial of Amantadine in Fatigue Associated With  
Multiple Sclerosis**  
*The Canadian MS Research Group* ..... 273
- **Colour Vision Abnormalities in Multiple Sclerosis**  
*Alexandra C. Harrison, Werner J. Becker, William K. Stell* ..... 279
- **CT Findings in Late-Onset Epilepsy**  
*V. de la Sayette and others* ..... 286
- **Congenital Malformations Associated with Maternal Use of Valproic Acid**  
*Celine Huot and others* ..... 290
- **Pseudoatrophy of the Brain with Valproic Acid Monotherapy**  
*Richard S. McLachlan* ..... 294
- **Acetylcholine Receptor Antibodies in Myasthenia Gravis:  
Use of a Qualitative Assay for Diagnostic Purposes**  
*Joel Oger, Robin Kaufman, Kenneth Berry* ..... 297
- **Familial Parkinson's Disease: Possible Role of Environmental Factors**  
*Susan Calne and others* ..... 303
- **Involuntary Movements with Cerebellar Tumour**  
*P.B. Jayakar, S.S. Seshia* ..... 306
- **Hand Wasting Due to Mid-Cervical Spinal Cord Compression**  
*A.E. Goodridge and others* ..... 309
- **Herpes Zoster Ophthalmicus with Delayed Cerebral Infarction and  
Meningoencephalitis**  
*Mark S. Freedman, Ronald D. Macdonald* ..... 312
- **A Syndrome of Brain, Inner Ear and Retinal Microangiopathy**  
*D.J. MacFadyen, R.J. Schneider, I.A. Chisholm* ..... 315

## CLINICAL PATHOLOGICAL CONFERENCE

- **A Degenerative Disorder in a 10 Year Old Boy**  
*Edited by J.J. Gilbert and J. Noseworthy* ..... 319

- ABSTRACTS — Symposium on Biology of Cerebral Endothelium** ..... 333

(complete Table of Contents page iii)

## The Official Journal of

The Canadian Neurological Society  
The Canadian Neurosurgical Society  
The Canadian Society of Clinical Neurophysiologists  
The Canadian Association for Child Neurology

HEADACHE:  
Prescribe  
the products  
that set  
the standards


**FIORINAL**<sup>®</sup>  
(ASA/caffeine/butalbital)

For tension headache and migraine

Complete headache therapy  
from SANDOZ

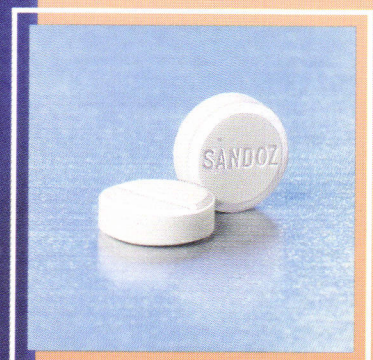
**FIORINAL**<sup>®</sup> -C<sup>1/4</sup>  
**FIORINAL**<sup>®</sup> -C<sup>1/2</sup>  
(ASA/caffeine/butalbital/codeine)

For more severe migraine  
and tension headaches



**CAFERGOT**<sup>®</sup>  
(ergotamine tartrate/caffeine)

Therapy to abort acute  
vascular headache



**SANDOMIGRAN DS**<sup>®</sup>  
(pizotyline hydrogen malate)

Prophylaxis for  
chronic recurring  
vascular headache

**SANDOZ**<sup>®</sup>

SANDOZ CANADA INC.,  
Whitby, Ontario, L1N 5Z5  
Mailing Address: Dorval, Qc, H9R 4P5

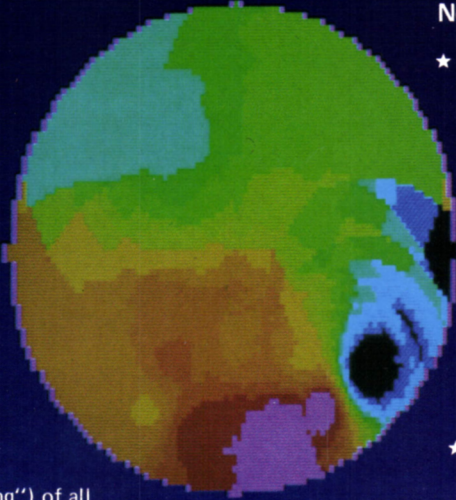
**Precaution:** Fiorinal-C<sup>1/4</sup>, C<sup>1/2</sup> have the potential for being abused and should be avoided in chronic pain states leading to continuous daily use.

Full prescribing information available to physicians and pharmacists on request. **FAAB**  
**CCPP**

# New Dimension in EEG and Evoked

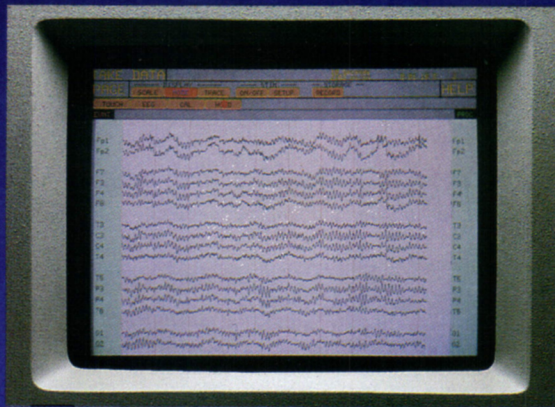
## SEEG

- ★ Advanced electroencephalography and evoked potentials testing
- ★ Up to 32 recording channels
- ★ Software—control using a "mouse"
- ★ Storage of raw and digitally processed EEG on (hard)disk or streaming tape
- ★ Review of EEG in any desired montage
- ★ Software for spectral, spatial and statistical analysis and for specific applications
- ★ Topographic display ("brain—mapping") of all EEG and EP data



## NeuroScope

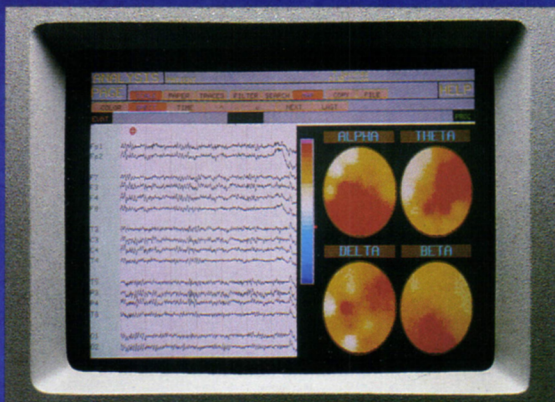
- ★ Unique touch screen control
- ★ Performs up to four—channel auditory, visual and somatosensory evoked potentials
- ★ Can be configured for EEG, CSA and EP Monitoring
- ★ Computer—generated electrode montage including impedance check
- ★ All stimulator functions for VEP, AEP and SEP
- ★ Test results on floppy disk for review and analysis
- ★ Built in thermal printer



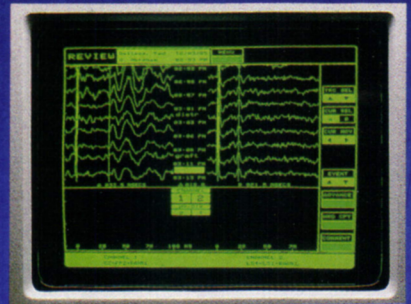
Electroencephalography



EEG and EP Monitoring During Carotid Endarterectomy



Quantitative Analysis



Evoked Potentials in Brain and Spinal Surgery



DANTEC ELECTRONICS Ltd  
140 Shorting Road  
Scarborough  
Ontario M1S 3S6  
Canada  
Telephone: (416) 298-2091  
Telex: 6525137 dantec tor



NeuroScope

SEEG



**Editor/Rédacteur en chef** Robert G. Lee *Calgary*  
**Associate Editors/Rédacteurs associés** Yves Lamarre *Montreal* Harvey B. Sarnat *Calgary*  
**Founding Editor/Fondateur-rédacteur** Robert T. Ross *Winnipeg*  
**Book Review Editor/Rédacteur de critiques de livres** T. Peter Seland *Calgary*  
**Managing Editor/Adjoint administratif** Sally A. Gregg *Calgary*

#### Editorial Board/Conseil Scientifique

Albert J. Aguayo <i>Montreal</i>	André Olivier <i>Montreal</i>
Henry J.M. Barnett <i>London</i>	Donald Paty <i>Vancouver</i>
Larry Becker <i>Toronto</i>	Sidney J. Peerless <i>London</i>
Paul Bédard <i>Quebec</i>	Terry Picton <i>Ottawa</i>
George Ebers <i>London</i>	Jean Reiher <i>Sherbrooke</i>
Guy Geoffroy <i>Montreal</i>	Leo P. Renaud <i>Montreal</i>
William J. Logan <i>Toronto</i>	Matthew W. Spence <i>Halifax</i>
Morton Low <i>Vancouver</i>	John Stewart <i>Montreal</i>
John Murphy <i>Toronto</i>	Charles Tator <i>Toronto</i>
Thomas J. Murray <i>Halifax</i>	Simon Verret <i>Quebec</i>

Bryce Weir *Edmonton*

#### Publications Committee/Comité de Rédaction

John Wherrett <i>Toronto</i>	Warren Blume <i>London</i>
Terry Myles <i>Calgary</i>	John Tibbles <i>Halifax</i>

#### The Official Journal of:/La Revue Officielle de:

##### The Canadian Neurological Society

##### La Société Canadienne de Neurologie

President/Président — T. Peter Seland  
Secretary-Treasurer/ — William McCormick,  
Secrétaire-Trésorier Box 2148, Dickson Centre,  
Victoria General Hospital,  
Halifax, Nova Scotia  
B3H 2Y9

##### The Canadian Society of Clinical Neurophysiologists

##### La Société Canadienne de Neurophysiologues Clinics

President/Président — R. Gordon Blair  
Secretary-Treasurer/ — Werner J. Becker,  
Secrétaire-Trésorier 841 Centre Avenue East,  
Calgary, Alberta  
T2E 0A1

##### The Canadian Neurosurgical Society

##### La Société Canadienne de Neurochirurgie

President/Président — Francis E. LeBlanc  
Secretary-Treasurer/ — Alain Godon,  
Secrétaire-Trésorier 12361 Notre-Dame-des Anges St.,  
Montreal, Quebec  
H4J 2C3

##### The Canadian Association for Child Neurology

##### L'Association Canadienne de Neurologie Pédiatrique

President/Président — Robert H.A. Haslam  
Secretary-Treasurer/ — Daniel Keene,  
Secrétaire-Trésorier Suite 208, 150 Montreal Road,  
Vanier, Ontario  
K1L 8H2

The Canadian Journal of Neurological Sciences is published quarterly by University of Calgary Press. The annual subscription rate is \$40.00 for Canada and the U.S.A. \$44.00 elsewhere. Interns, Residents Pre- and Post-Doctoral Students \$20.00 per annum. Single copies \$12.00 each. All communications and subscriptions should be sent to the Editor, Canadian Journal of Neurological Sciences, Room 1496, Faculty of Medicine, University of Calgary, 3330 Hospital Drive N.W., Calgary, Alberta, Canada T2N 4N1. Telephone: (403) 220-3062.

COPYRIGHT © 1987 by THE CANADIAN JOURNAL OF NEUROLOGICAL SCIENCES INC. No part of this journal may be reproduced in any form without the prior permission of The Canadian Journal of Neurological Sciences. Mailed under second class registration number 3307. Postage paid at Calgary, Alberta. This journal is indexed by *Index Medicus*, *Excerpta Medica* and *Current Contents — Clinical Practice and Life Sciences*.

Le Journal Canadien des Sciences Neurologiques est publié trimestriellement par les Presses de l'Université de Calgary. L'abonnement annuel est de \$40.00 pour le Canada et les Etats-Unis; \$44.00 ailleurs. Internes, résidents, fellows pré et post-doctoral: \$20.00 par an. Toutes les communications et les abonnements doivent être adressés à l'Editeur, Journal des Sciences Neurologiques, chambre 1496, Faculté de Médecine, Université de Calgary, 3330 Hospital Drive N.W., Calgary, Alberta, T2N 4N1. Téléphone (403) 220-3062.

DROITS D'AUTEUR © 1987: THE CANADIAN JOURNAL OF NEUROLOGICAL SCIENCES INC. Aucune partie de ce Journal ne peut être reproduite, sous quelque forme que ce soit, sans la permission préalable du Journal Canadien des Sciences Neurologiques. Posté sous permis de second classe no 3307. Port payé à Calgary, Alberta. Le Journal est cité et indexé dans *Index Medicus*, *Excerpta Medica* et *Current Contents — Clinical Practice et Life Sciences*.

**Advertising representative/Représentant de publicité** Keith Health Care Communications,  
4953 Dundas St. W., Toronto, Ontario, Canada M9A 1B6 — (416) 239-1233

**Printer/Imprimeur** McAra Printing Limited, 105, 2507 - 12th Street N.E., Calgary, Alberta T2E 7L5

ISSN 0317 - 1671

# Table of Contents

## REVIEW ARTICLE

The Natural History of Multiple Sclerosis <i>B.G. Weinschenker and G.C. Ebers</i> .....	255
--	-----

## ORIGINAL ARTICLES

Sleep Apnea Following Percutaneous Cervical Cordotomy <i>Bruce I. Tranmer, William S. Tucker and Juan M. Bilbao</i> .....	262
The Management of .22 Caliber Gunshot Wounds of the Brain: A Review of 49 Cases <i>L. Suddaby, B. Weir and C. Forsyth</i> .....	268
A Randomized Controlled Trial of Amantadine in Fatigue Associated With Multiple Sclerosis <i>The Canadian MS Research Group</i> .....	273
Colour Vision Abnormalities in Multiple Sclerosis <i>Alexandra C. Harrison, Werner J. Becker and William K. Stell</i> .....	279
CT Findings in Late-Onset Epilepsy <i>V. de la Sayette, R. Cosgrove, D. Melanson and R. Ethier</i> .....	286
Congenital Malformations Associated with Maternal Use of Valproic Acid <i>Celine Huot, Marie Gauthier, Marc Lebel and Albert Larbrisseau</i> .....	290
Pseudoatrophy of the Brain with Valproic Acid Monotherapy <i>Richard S. McLachlan</i> .....	294
Acetylcholine Receptor Antibodies in Myasthenia Gravis: Use of a Qualitative Assay for Diagnostic Purposes <i>Joel Oger, Robin Kaufman and Kenneth Berry</i> .....	297
Familial Parkinson's Disease: Possible Role of Environmental Factors <i>Susan Calne, Bruce Schoenberg, Wayne Martin, Ryan J. Uitti, Peter Spencer and D.B. Calne</i> .....	303
Involuntary Movements with Cerebellar Tumour <i>P.B. Jayakar and S.S. Seshia</i> .....	306
Hand Wasting Due to Mid-Cervical Spinal Cord Compression <i>A.E. Goodridge, T.E. Feasby, G.C. Ebers, W.F. Brown and G.P.A. Rice</i> .....	309
Herpes Zoster Ophthalmicus with Delayed Cerebral Infarction and Meningoencephalitis <i>Mark S. Freedman and Ronald D. Macdonald</i> .....	312
A Syndrome of Brain, Inner Ear and Retinal Microangiopathy <i>D.J. MacFadyen, R.J. Schneider, I.A. Chisholm</i> .....	315

## CLINICAL PATHOLOGICAL CONFERENCE

A Degenerative Disorder in a 10 Year Old Boy <i>Edited by J.J. Gilbert and J. Noseworthy</i> .....	319
---	-----

## CORRESPONDENCE

Neurological Complications Following Intra-arterial CIS-Platinum Chemotherapy <i>M.S. Freedman, J.H. Schneiderman, J. Turley and A.D. DePetrillo</i> .....	325
---	-----

BOOK REVIEWS .....	326
--------------------	-----

NOTES AND ANNOUNCEMENTS .....	330
-------------------------------	-----

CALENDAR OF EVENTS .....	332
--------------------------	-----

ABSTRACTS — Symposium on Biology of Cerebral Endothelium .....	333
--	-----



***To the parkinsonian patient,  
the little things in life make all the difference***



***Add***  
**PARLODEL<sup>®</sup>**   
(bromocriptine mesylate)  
***Because quality  
of life is the issue***



**ACTIONS** Parlodel (bromocriptine mesylate) is a dopaminergic ergot derivative with D<sub>2</sub> type dopamine receptor agonist activity, and has also D<sub>1</sub> dopamine receptor antagonist properties. The dopaminergic activity of bromocriptine in the striatum is considered responsible for the clinical benefits seen in selected patients with Parkinson's disease, when low doses of the drug are gradually added to levodopa therapy in patients on long-term treatment who develop late side effects of levodopa or no longer respond to the medication. Excessive dopaminergic drive may, however, provoke psychotic and other adverse reactions.

The extreme variability in G.I. tract absorption and the extensive and individually variable first-pass metabolism are responsible for the broad variability in plasma concentrations of bromocriptine and, in part, for the variability in dose response.

**INDICATIONS\* Parkinson's Disease:** Parlodel (bromocriptine mesylate) has been found to be clinically useful as an adjunct to levodopa (usually with a decarboxylase inhibitor), in the symptomatic management of selected patients with Parkinson's disease who experience prominent dyskinesia or wearing off reactions on long-term levodopa therapy.

Patients on long-term treatment who are beginning to deteriorate on levodopa therapy may be controlled by reducing the dose of levodopa and adjusting the frequency and schedule of drug administration. Patients maintained on optimal dosages of levodopa who still experience prominent dyskinesia and/or end-of-dose failure may benefit from the concomitant use of Parlodel, by decreasing the occurrence and/or severity of these manifestations. Since rapid escalation of bromocriptine doses causes severe adverse reactions, it is recommended to combine a slow increase of Parlodel, usually with a concomitant, gradual and limited reduction of levodopa dosage. Continued efficacy of bromocriptine for more than two years has not been established and there is some evidence that its efficacy tends to wane. Evidence available indicates that there is no consistent benefit from bromocriptine in patients who have not responded previously to levodopa, and studies have shown significantly more adverse reactions in bromocriptine-treated patients than in patients treated with levodopa. Parlodel is not recommended in the treatment of newly diagnosed patients or as the sole medication in Parkinson's disease.

**CONTRAINDICATIONS** Other than sensitivity to ergot alkaloids, no absolute contraindications to treatment with Parlodel (bromocriptine mesylate) are known. For procedure during pregnancy see "Use in Pregnancy" under Precautions.

**WARNINGS** Long-term treatment (6-36 months) with Parlodel in doses of 20 to 100 mg/day has been associated with pulmonary infiltrates, pleural effusion and thickening of the pleura in a few patients. Where Parlodel was discontinued, these changes slowly reverted to normal.

**PRECAUTIONS** Parlodel (bromocriptine mesylate) may cause hypotension, primarily postural; periodic monitoring of the blood pressure, particularly during the first days of therapy, is advisable. In some patients dizziness (vertigo) may occur with Parlodel; patients should therefore be cautioned against activities requiring rapid and precise responses, such as driving an automobile or operating dangerous machinery, until their response has been determined.

Care should be exercised when administering Parlodel concomitantly with phenothiazines or antihypertensive agents. Due to drug interaction at the receptor site, dosage should be adjusted accordingly.

Alcohol should be avoided during treatment with Parlodel. In some patients, the concomitant use of Parlodel and alcohol has given rise to alcohol intolerance and an increase in the severity and incidence of Parlodel's possible adverse reactions.

Parlodel should always be taken with food. In cases

where severe adverse effects, such as nausea, vomiting, vertigo or headaches are severe or persisting, the therapeutic dosage of Parlodel should be reduced to half of one tablet daily (1.25 mg) and increased gradually to that recommended. The dopamine antagonist domperidone may be useful in the control of severe gastrointestinal side effects in parkinsonian patients receiving Parlodel (see Drug Interactions).

As with all medication, Parlodel should be kept safely out of the reach of children.

**Use in Pregnancy:** If the patient wishes to become pregnant, Parlodel (bromocriptine mesylate) should be stopped as soon as possible after conception is suspected. In this event immunological confirmation should be done immediately. When pregnancy is confirmed, Parlodel, like all other drugs, should be discontinued unless, in the opinion of the treating physician, the possible benefit to the patient outweighs the potential risk to the fetus.

In human studies with Parlodel (reviewed by Turkali, I.), there were 1410 reported pregnancies, which yielded 1236 live and 5 stillborn infants from women who took Parlodel (bromocriptine mesylate) during early pregnancy. Among the 1241 infants, 43 cases (31 minor and 12 major) of congenital anomalies were reported. The incidence (3.46%) and type of congenital malformations and the incidence of spontaneous abortions (11.13%) in this group of pregnancies does not exceed that generally reported for such occurrences in the population at large.

**Use in Parkinson's Disease:** Use of Parlodel (bromocriptine mesylate), particularly in high doses, may be associated with mental confusion and mental disturbances. Since patients with Parkinson's disease may manifest varying degrees of dementia, caution should be exercised when treating such patients with Parlodel.

Parlodel administered alone or concomitantly with levodopa may cause visual or auditory hallucinations. These usually resolve with dosage reduction, but discontinuation of Parlodel may be required in some cases. Rarely, after high doses, hallucinations have persisted for several weeks following discontinuation of Parlodel. Caution should be exercised when administering Parlodel to patients with a history of myocardial infarction, particularly if they have a residual atrial, nodal or ventricular arrhythmia.

Symptomatic hypotension can occur and, therefore, caution should be exercised when administering Parlodel, particularly in patients receiving antihypertensive medication. Periodic evaluation of hepatic, hematopoietic, cardiovascular and renal function is recommended.

**Drug Interactions:** The concomitant use of erythromycin may increase bromocriptine plasma levels.

Domperidone, a dopamine antagonist, may cause increases in serum prolactin. In so doing, domperidone may antagonise the therapeutically relevant prolactin lowering effect of Parlodel. It is possible that the antitumorigenic effect of Parlodel in patients with prolactinomas may be partially blocked by domperidone administration.

**ADVERSE REACTIONS** The most frequently observed adverse reactions are nausea, vomiting, headache and gastrointestinal side effects such as abdominal pain, diarrhea and constipation. All these effects may be minimized or even prevented by giving small initial doses of bromocriptine and by taking it with food.

Postural hypotension which, on rare occasions, lead to fainting and "shock-like" syndromes has been reported in sensitive patients. This is most likely to occur during the first few days of Parlodel treatment.

When bromocriptine is added to levodopa therapy, the incidence of adverse reactions may increase. The most common newly appearing adverse reactions in combination therapy were: nausea, abnormal involuntary movements,

hallucinations, confusion, "on-off" phenomenon, dizziness, drowsiness, faintness, fainting, vomiting, asthenia, abdominal discomfort, visual disturbance, ataxia, insomnia, depression, hypotension, shortness of breath, constipation and vertigo.

Less common adverse reactions include anorexia, anxiety, blepharospasm, dry mouth, dysphagia, edema of the feet and ankles, erythromelalgia, epileptiform seizures, fatigue, headache, lethargia, mottling of skin, nasal stuffiness, nervousness, nightmares, paresthesia, skin rash, urinary frequency, urinary incontinence, urinary retention and rarely signs or symptoms of ergotism such as tingling of fingers, cold feet, numbness, muscle cramps of feet and legs or exacerbation of Raynaud's syndrome.

Abnormalities in laboratory tests may include elevation of blood urea nitrogen, SGOT, SGPT, GGPT, CPK, alkaline phosphatase and uric acid, which are usually transient and not of clinical significance.

The occurrence of adverse reactions may be lessened by temporarily reducing dosage to one-half tablet two or three times daily.

**SYMPTOMS AND TREATMENT OF OVERDOSE** There have been several reports of acute overdosage with Parlodel (bromocriptine mesylate) in children and adults. No life threatening reactions have occurred. Symptoms reported included nausea, vomiting, dizziness, drowsiness, hypotension, sweating and hallucinations. Management is largely symptomatic; the cardiovascular system should be monitored. Metoclopramide can be used to antagonize the emesis and hallucinations in patients who have taken high doses.

**DOSAGE AND ADMINISTRATION** Parlodel (bromocriptine mesylate) should always be taken with food.

Although Parlodel (bromocriptine mesylate) has been found clinically useful in decreasing the severity and frequency of "on-off" fluctuations of late levodopa therapy, the decision to use bromocriptine as adjunctive treatment and the selection of dosage must be individualized in each case. A low dose is recommended. The initial dose of Parlodel is one half of a 2.5 mg tablet (1.25 mg) at bedtime with food to establish initial tolerance. Thereafter, the recommended dosage is 2.5 mg daily in two divided doses, with meals, (half a 2.5 mg tablet twice daily). The dosage may be increased very gradually, if necessary, by adding an additional 2.5 mg per day, once every 2 to 4 weeks, to be taken always in divided doses with meals. Increments should usually not exceed 2.5 mg. Clinical assessments are recommended at two week intervals or less during dosage titration, to ensure that the lowest effective dosage is not exceeded. The usual dosage range is from a few milligrams to 40 mg daily in two or three divided doses with meals. The median dose varies with the experience of individual investigators, but can be around 10 mg daily or higher. During initial titration it is recommended that the dosage of levodopa should be maintained, if possible. Subsequently, it might be desirable to combine a slow increase of bromocriptine with a concomitant, limited and gradual reduction of levodopa.

#### AVAILABILITY

**TABLETS** each containing 2.5 mg bromocriptine, as mesylate, available in bottles of 100.  
**CAPSULES** each containing 5 mg bromocriptine, as mesylate, available in bottles of 100.

\*For information on other approved indications, please consult the Parlodel product monograph, available to physicians and pharmacists on request.

**SANDOZ**

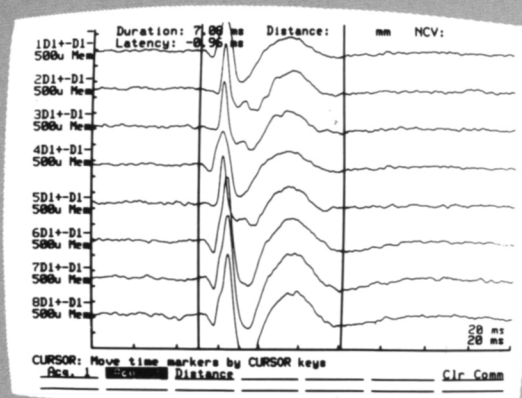
Sandoz Canada Inc.  
P.O. Box 385  
Dorval, Quebec H9R 4P5



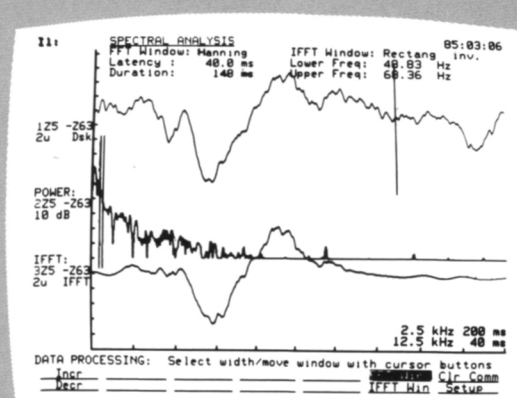
# Evomatic® 4000/8000 XT



- for evoked potential measurements



*Step function with consecutive responses*



*Interactive Fast Fourier Transformation*


## 16S01 EMG Module

- ★ Signal-trig and free-run
- ★ Pre-delay and post-delay
- ★ Step function
- ★ Train stimulation
- ★ Automatic decrement display and calculation
- ★ Time-shifted superimpose display mode

## 16S02 Advanced Data Processing

- ★ Digital filters without phase shift
- ★ Fast Fourier Transformation (displaying amplitude spectra, power spectra and phase spectra)
- ★ Automatic FFT Mode
- ★ Interactive FFT Mode
- ★ Correlation Analysis



 DANTEC

DANTEC ELECTRONICS Ltd.  
140 Shorting Road, Scarborough  
Ontario M1S 3S6, CANADA  
Telephone: (416) 298-2091  
Telex: 6525137 dantec tor

# ANOTHER UNEVENTFUL DAY.

## DILANTIN

Extended Phenytoin Sodium Capsules, U.S.P.  
100 mg  
ANTICONSULSANT

### INDICATIONS

Dilantin is indicated for the control of generalized tonic-clonic (grand mal) seizures and complex partial (psychomotor) seizures.

### CONTRAINDICATIONS

Dilantin is contraindicated in those patients with a history of hypersensitivity to hydantoin products.

### WARNINGS

Abrupt withdrawal of phenytoin in epileptic patients may precipitate status epilepticus.

Phenytoin is not indicated in seizures due to hypoglycemia or other causes which may be immediately identified and corrected.

Phenytoin metabolism may be significantly altered by the concomitant use of other drugs such as:

**A.** Barbiturates may enhance the rate of metabolism of phenytoin. This effect, however, is variable and unpredictable. It has been reported that in some patients the concomitant administration of carbamazepine resulted in an increased rate of phenytoin metabolism.

**B.** Coumarin anticoagulants, disulfiram, phenylbutazone, and sulfaphenazole may inhibit the metabolism of phenytoin, resulting in increased serum levels of the drug. This may lead to an increased incidence of nystagmus, ataxia, or other toxic signs.

**C.** Isoniazid inhibits the metabolism of phenytoin so that with combined therapy, patients who are slow acetylators may suffer from phenytoin intoxication.

**D.** Tricyclic antidepressants in high doses may precipitate seizures, and the dosage of phenytoin may have to be adjusted accordingly.

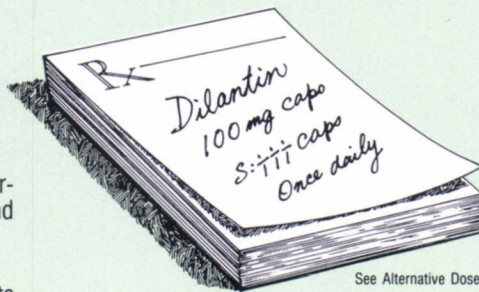
**Usage in Pregnancy:** The effects of Dilantin in human pregnancy and nursing infants are unknown.

The prescribing physician will have to determine the risk/benefit in treating or counselling epileptic women of childbearing potential.

### PRECAUTIONS

The liver is the chief site of biotransformation of phenytoin, patients with impaired liver function may show early signs of toxicity. Elderly patients or those who are gravely ill may show early signs of toxicity.

A small percentage of individuals who have



See Alternative Dose

been treated with phenytoin have been shown to metabolize the drug slowly. Slow metabolism may be due to limited enzyme availability and lack of induction; it appears to be genetically determined.

Phenytoin has been associated with reversible lymph node hyperplasia. If lymph node enlargement occurs in patients on phenytoin, every effort should be made to substitute another anticonvulsant drug or drug combination.

Drugs that control generalized tonic-clonic (grand mal) seizures are not effective for absence (petit mal) seizures. Therefore, if both conditions are present, combined drug therapy is needed.

Hyperglycemia, resulting from the drug's inhibitory effect on insulin release, has been reported. Phenytoin may also raise the blood sugar level in persons already suffering from hyperglycemia.

### ADVERSE REACTIONS

**Central Nervous System:** The most common manifestations encountered with phenytoin therapy include nystagmus, ataxia, slurred speech, and mental confusion. Dizziness, insomnia, transient nervousness, motor twitchings, and headache have also been observed. These side effects may disappear with continuing therapy at a reduced dosage level.

**Gastrointestinal System:** Phenytoin may cause nausea, vomiting, and constipation. Administration of the drug with or immediately after meals may help prevent gastrointestinal discomfort.

**Integumentary System:** Dermatological manifestations sometimes accompanied by fever have included scarlatiniform or morbiliform rashes.

**Hemopoietic System:** Hemopoietic complications, some fatal, have occasionally been reported in association with administration of phenytoin. These have included thrombocytopenia, leukopenia, granulocytopenia, agranulocytosis, and pancytopenia.

**Other:** Gingival hyperplasia occurs frequently; this incidence may be reduced by good oral hygiene including gum massage, frequent brushing and appropriate dental care. Polyarthropathy and hirsutism occur occasionally. Hyperglycemia has been reported. Toxic hepatitis, liver damage, and periarteritis nodosa may occur and can be fatal.

### MANAGEMENT OF OVERDOSE

The mean lethal dose in adults is estimated to be 2 to 5 grams. The cardinal initial symptoms are nystagmus, ataxia and dysarthria. The patient then becomes comatose, the pupils are unresponsive and hypotension occurs. Death is due to respiratory depression and apnea. Treatment is nonspecific since there is no known antidote. First, the stomach should be emptied. If the gag reflex is absent, the airway should be supported. Oxygen, vasopressors and assisted ventilation may be necessary for central nervous system, respiratory and cardiovascular depression. Finally, hemodialysis can be considered since phenytoin is not completely bound to plasma proteins.

### DOSAGE AND ADMINISTRATION

Dosage should be individualized to provide maximum benefit. In some cases, serum blood level determinations may be necessary for optimal dosage adjustments — the clinically effective serum level is usually 10-20 mcg/mL.

**Adult Dose:** Patients who have received no previous treatment may be started on one 100 mg Dilantin Capsule three times daily and the dose then adjusted to suit individual requirements.

**Pediatric Dose:** Initially, 5 mg/kg/day in two or three equally divided doses, with subsequent dosage individualized to a maximum of 300 mg daily. A recommended daily maintenance dosage is usually 4 to 8 mg/kg. Children over 6 years old may require the minimum adult dose (300 mg/day). Pediatric dosage forms available include a 30 mg Capsule, a 50 mg palatably flavoured Infatab, or an oral suspension form containing 30 or 125 mg of Dilantin in each 5 mL.

**Alternative Dose:** Once-a-day dosage for adults with 300 mg of Dilantin may be considered if seizure control is established with divided doses of three 100mg Capsules daily.

### HOW SUPPLIED

Dilantin 100 mg Capsules; in bottles of 100 & 1000.

Complete prescribing information available upon request.

*Dilantin. Start with it. Stay with it.*

**PARKE-DAVIS**

Parke-Davis Canada Inc., Scarborough, Ontario

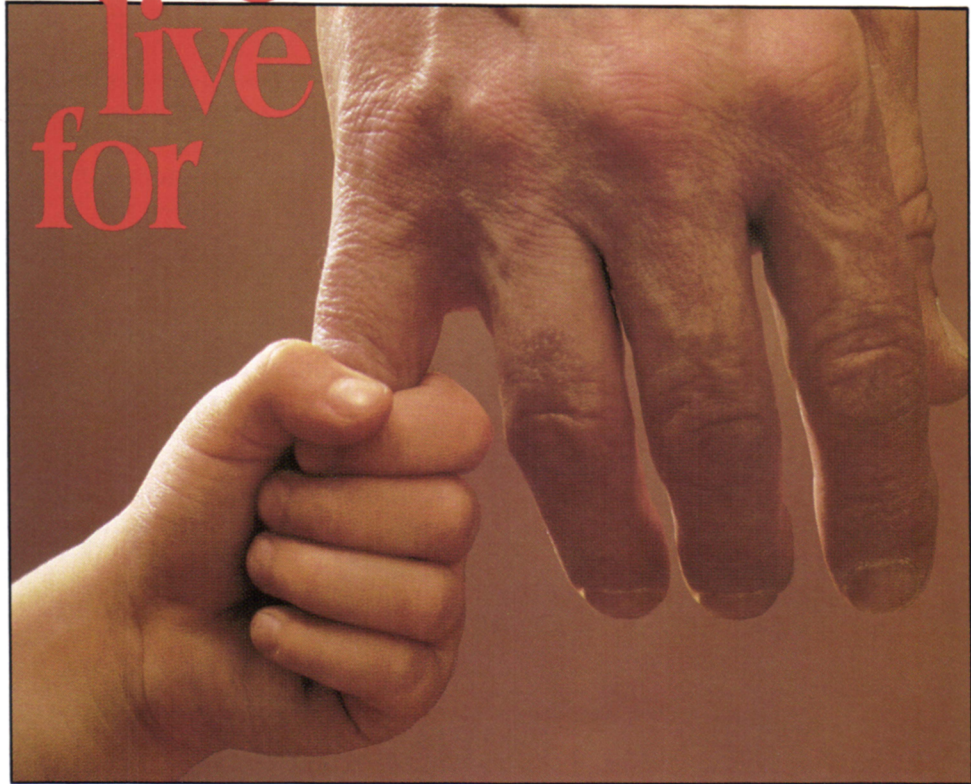


\*Reg. T.M. Parke, Davis & Company, Parke-Davis Canada Inc., auth. user.



See IBC

# Something to live for



Parkinson's syndrome is an insidious assault on the lifestyles of more than 58,000 Canadians.

For these individuals, daily, routine habits like knotting a tie, or pinning the hair, are often impossible tasks.

Symmetrel® can help many of these patients gain a better hold on their daily lives, and helps you to control the syndrome.

As initial, or adjunctive therapy, Symmetrel® for Parkinson's syndrome offers:

- few significant side effects, even after long-term use.<sup>1</sup>
- noticeable benefits within 24 hours of start-up dose.<sup>1</sup>
- easy usage with levodopa and anticholinergics.<sup>1</sup>
- simple dosage regimen; simple titration.

**SYMMETREL®**  
(amantadine HCl)

can help in Parkinson's Disease

For brief prescribing information see page xviii

Du Pont Pharmaceuticals  
Mississauga, Ontario  
L5M 2J4



# Counterpoint

100...  
2counte...  
coun-ter-point  
1coun-ter-poise

## The next generation of EMG technology, today.

Counterpoint represents the start of a new era in electromyograph technology.

A system so powerful and flexible it challenges the very definition of what EMG technology can accomplish.

Imagine. One instrument that virtually does it all. And does it fast and accurately. Thanks in large part to the quality of our electrodes and amplifiers. And because at the heart of the system we've incorporated the most advanced signal processor in the industry.

Combine that power with an impressive range of software applications, and you've got a system ready to handle the most demanding jobs, from spontaneous activity and motor nerve conduction velocity to single fiber EMG and power spectrum analysis. Plus more.

And because we know how important it is for you to concentrate on your patient - we've done everything in our power to make Counterpoint as easy to use as possible. The software is user-friendly, footswitch allows you to conduct investigations - hands free - and the electrode arm can be connected to either side of the control panel for comfortable use for everyone.

But the most surprising news is that Counterpoint is totally open to your needs. Data storage and filing can take place in an IBM Personal System/2 or AT compatible environment, so you'll never be left behind by the advent of new technologies or software developments.

Counterpoint masterfully orchestrates all the possibilities in one system. It promises to satisfy the most demanding EMG specialists in the field, and at the same time, makes your job a whole lot easier. And after all, isn't that the point?

Counterpoint from Dantec. Advanced technology in harmony with man.

Please call or write for more information.



## DANTEC

Electromedical and  
Scientific Equipment Ltd.  
140 Shorting Road  
Scarborough, Ontario, M1S 3S6  
(416) 298-2091



# Welcome relief for patients with Ménière's Disease

**SERC**  
(betahistine hydrochloride tablets)



**“...a success rate of more than 80%.”<sup>1</sup>**

**“...evaluation of patients treated continuously for a period of 10 to 14 years with betahistine hydrochloride [Serc®] shows a success rate of more than 80%.”<sup>1</sup>**

**“...a proven, useful therapeutic agent in the treatment of Ménière's Disease, especially in the control of vertigo.”<sup>2</sup>**

**WELL TOLERATED  
in long-term use<sup>1,2,3,4</sup>**

## PRESCRIBING INFORMATION

**INDICATIONS:** SERC (betahistine hydrochloride) may be of value in reducing the episodes of vertigo in Ménière's disease. No claim is made for the effectiveness of SERC in the symptomatic treatment of any form of vertigo other than that associated with Ménière's disease.

**DOSAGE AND ADMINISTRATION:** The usual adult dosage has been one to two tablets (4 mg. each) administered orally three times a day.

Recommended starting dose is two tablets three times daily. Therapy is then adjusted as needed to maintain patient response. The dosage has ranged from two tablets per day to eight tablets per day. No more than eight tablets are recommended to be taken in any one day.

SERC is not recommended for use in children. As with all drugs, SERC should be kept out of reach of children.

**CONTRAINDICATIONS:** Several patients with a history of peptic ulcer have experienced an exacerbation of symptoms

while using SERC. Although no causal relation has been established SERC is contraindicated in the presence of peptic ulcer and in patients with a history of this condition. SERC is also contraindicated in patients with pheochromocytoma.

**PRECAUTIONS:** Although clinical intolerance to SERC by patients with bronchial asthma has not been demonstrated, caution should be exercised if the drug is used in these patients.

**USE IN PREGNANCY:** The safety of SERC in pregnancy has not been established. Therefore, its use in pregnancy or lactation, or in women of childbearing age requires that its potential benefits be weighed against the possible risks.

**ADVERSE REACTIONS:** Occasional patients have experienced gastric upset, nausea and headache.

**HOW SUPPLIED:** Scored tablets of 4 mg each in bottles of 100 tablets.


### References:

1. Bertrand, Robert A., Long-term Evaluation of the Treatment of Ménière's Disease with Betahistine HCl, *Advances in Oto-Rhino-Laryngology*, Vol. 28, 104-110, (Karger, Basel, 1982).
2. Frew, I.J.C. et al, *Postgrad. Med. J.*, 52:501-503, 1976.
3. Wilmot, T.J. and Menon, G.N.: Betahistine in Ménière's Disease, *J. Laryng. and Otol.*, 9; Sept. 1976.
4. Guay, R.M.: Ménière's Disease, *Applied Therap.*, 12:8, Aug. 1970.

Full prescribing information available on request.

**UNIMED** Canada Inc.  
Dorval, Québec H9P 2P4

# Productive Antispastic



Without Therapy.



With Oversedation.

## Information for Authors

The Canadian Journal of Neurological Sciences publishes original articles in the clinical and basic neurosciences. Manuscripts are considered for publication with the understanding that, except for identified review articles, they have not been published elsewhere except in abstract form and are not under simultaneous consideration by another publication. Manuscripts should be submitted to:

The Editor  
Canadian Journal of Neurological Sciences  
Faculty of Medicine,  
University of Calgary  
3330 Hospital Drive N.W.  
Calgary, Alberta T2N 4N1

Manuscripts and all illustrations should be submitted in triplicate. Papers will be accepted in English or French. All papers should be accompanied by an abstract or a résumé of approximately 150 words on a separate page, preferably in both languages, although the Journal will provide the translation if requested. All manuscripts should be double spaced throughout, including references and legends for illustrations. Margins of at least 25 mm should be left on all sides.

For detailed instructions regarding style and layout, authors should refer to "Uniform requirements for manuscripts submitted to biomedical journals". Copies of this document may be obtained by writing to the Journal office, but the main points will be summarized here. Articles should be subdivided under conventional headings of "introduction", "methods and materials", "results" and "discussion" but other headings and subheadings will be considered if more suitable for a particular manuscript. A title page should identify the title of the article, authors, name of institution(s) from which the work originated, and the address and telephone number of the author to whom communications should be addressed. Pages of text should be numbered consecutively. Acknowledgements, including recognition of financial support, should be typed on a separate page at the end of the text.

**References** are to be numbered in the order of citation in the text. Those cited only in tables or in legends for illustrations are numbered in accordance with a sequence established by the first identification in the text of a particular table or illustration. Titles of journals should be abbreviated according to the style used in *Index Medicus*. References should be complete including the names of the first three authors followed by "et al"

if there are more than three authors, full title, year of publication, volume number, and inclusive pagination for journal articles. Book or chapter references should also include the place of publication and name of the publisher. Examples of correct forms of references follow:

### Journals

Poirier LJ, Filion M, Larochelle L, et al. Physiopathology of experimental parkinsonism in the monkey. *Can J Neurol Sci* 1975; 2: 255-263

### Chapter in a book

McGeer PL, McGeer EG. Amino acid neurotransmitters. In: Siegel GJ, Albers RW, Agranoff BW, Katzman R, eds. *Basic Neurochemistry*. Boston: Little, Brown & Co, 1981: 233-254

**Illustrations** should be high quality glossy black-and-white photographic prints, preferably 127 x 173 mm (5 x 7"). Original artwork and radiographs should not be submitted. The additional cost of colour illustration must be borne by the author; quotations are available upon request from the Journal office. All figures should be identified on the back with the author's name and figure number. Letters and arrows applied to the figures to identify particular findings should be professional appliques suitable for publication. Photomicrographs should include a calibration bar with the scale indicated on the figure or in the legend. Legends for illustrations should be typed on a separate page from the illustrations themselves.

**Tables** should each be on a separate page and be identified with the title or heading. Particular care should be taken in the preparation of tables to ensure that the data are presented in the most clear and precise format. Each column should have a short or abbreviated heading. Place explanatory matter in footnotes, not in the heading. Do not submit tables as photographs.

The SI system (système international d'unités) should be used in reporting all laboratory data, even if originally reported in another system. Temperatures are reported in degrees Celsius. Other measurements should be reported in the metric system. English language text may use either British or American spelling, but should be consistent throughout.

**Review articles** on selected topics also are published by the Journal. These are usually invited, but unsolicited reviews will be considered. It is suggested that authors intending to submit reviews contact the Editor in advance.

**Letters to the Editor** are welcome. These should be limited to two double-spaced pages and may include one illustration and a maximum of four references.

# Therapy Is a Fine Art.



With Lioresal.

Successful rehabilitation requires both spinal spasticity control and alertness. And that's why Lioresal® stands out. Lioresal can control painful flexor spasms, but unlike diazepam, oversedation is rarely a problem<sup>(1,2,3)</sup>.

And it effectively stops most flexor spasms overnight, so patients can sleep naturally.

Now there's two strengths:

Lioresal 10mg to initiate therapy and Lioresal D.S. 20mg for maintenance.

Considering that Lioresal has an excellent long-term safety profile, it may be your most effective choice for long-term control of spinal spasticity.

(baclofen)  
**Lioresal**

Lioresal 10mg (initiation therapy)

Lioresal D.S. 20mg (maintenance therapy)

**Geigy**

Mississauga, Ontario  
LSN 2WS

PAAB  
OSFP  
G-9139

For brief prescribing information see page xviii

## Information aux Auteurs

Le Journal Canadien des Sciences Neurologiques publie des articles originaux dans les sciences neurologiques, cliniques et fondamentales. Les manuscrits ne sont considérés pour publication qu'à la condition expresse, à l'exception des articles de revue clairement identifiés comme tel, qu'ils n'aient pas été publiés ailleurs, sauf sous forme de résumé et qu'ils ne soient pas sous considération simultanée par un autre journal. Les manuscrits doivent être soumis à:

L'Éditeur  
Journal Canadien des Sciences Neurologiques,  
Faculté de Médecine,  
Université de Calgary,  
3330 Hospital Drive, N.W.,  
Calgary, Alberta T2N 4N1

Les manuscrits et toutes les illustrations doivent être soumis en triplicata. Les articles seront acceptés en français ou en anglais. Tous les articles doivent être accompagnés d'un résumé d'environ 150 mots, sur page séparée, préférablement dans les deux langues, quoique le Journal puisse fournir cette traduction sur requête. Les manuscrits doivent être dactylographiés complètement à double interligne y compris les références et les légendes pour illustrations. Des marges d'au moins 25 mm doivent être laissées de tous les côtés.

Pour les conseils plus détaillés sur le style et la présentation du texte, les auteurs doivent se référer au texte intitulé "Règlements uniformes pour les manuscrits soumis aux journaux biomédicaux". On peut obtenir une copie de ce document en écrivant au bureau du Journal, mais en voici les principaux points: Les articles doivent être présentés selon le plan habituel: "Introduction", "Matériel et méthodes", "Résultats" et "Discussion", mais il est possible d'employer d'autres titres ou sous-titres si nécessaire pour un manuscrit en particulier. Sur une page titre séparée on doit identifier le titre de l'article, les auteurs, les institutions d'où origine le travail, ainsi que l'adresse et le numéro de téléphone de l'auteur à qui devront être adressées les communications. Les remerciements, incluant ceux pour l'appui financier, doivent être dactylographiés sur page séparée à la fin du texte. Les références doivent être numérotées dans l'ordre où elles sont citées dans le texte. Celles qui sont citées seulement dans les tableaux ou légendes d'illustrations sont numérotées selon la séquence établie par la première identification dans le texte de ces tableaux ou illustrations particulières. Les titres des Journaux doivent être abrégés selon le style utilisé dans Index Medicus. Les références doivent être complètes, incluant le nom des trois premiers auteurs suivis de "et al", s'il y a plus de trois auteurs, le titre complet, l'année de publication, le

numéro du volume et les premières et dernières pages de l'article. Les références aux livres et chapitres de livres doivent aussi inclure le lieu de la publication et le nom de la maison d'édition. Les exemples corrects suivants peuvent être utilisés:

### Journaux

Poirier LJ, Filion M, Larochelle L, et al. Physiopathology of experimental parkinsonism in the monkey. *Can J Neurol Sci* 1975; 2: 255-263

### Chapitre de livre

McGeer PL, McGeer EG, Amino acid neurotransmitters. In: Siegel GJ, Albers RW, Agranoff BW, Katzman R, eds. *Basic Neurochemistry*. Boston: Little, Brown & Co, 1981: 233-254

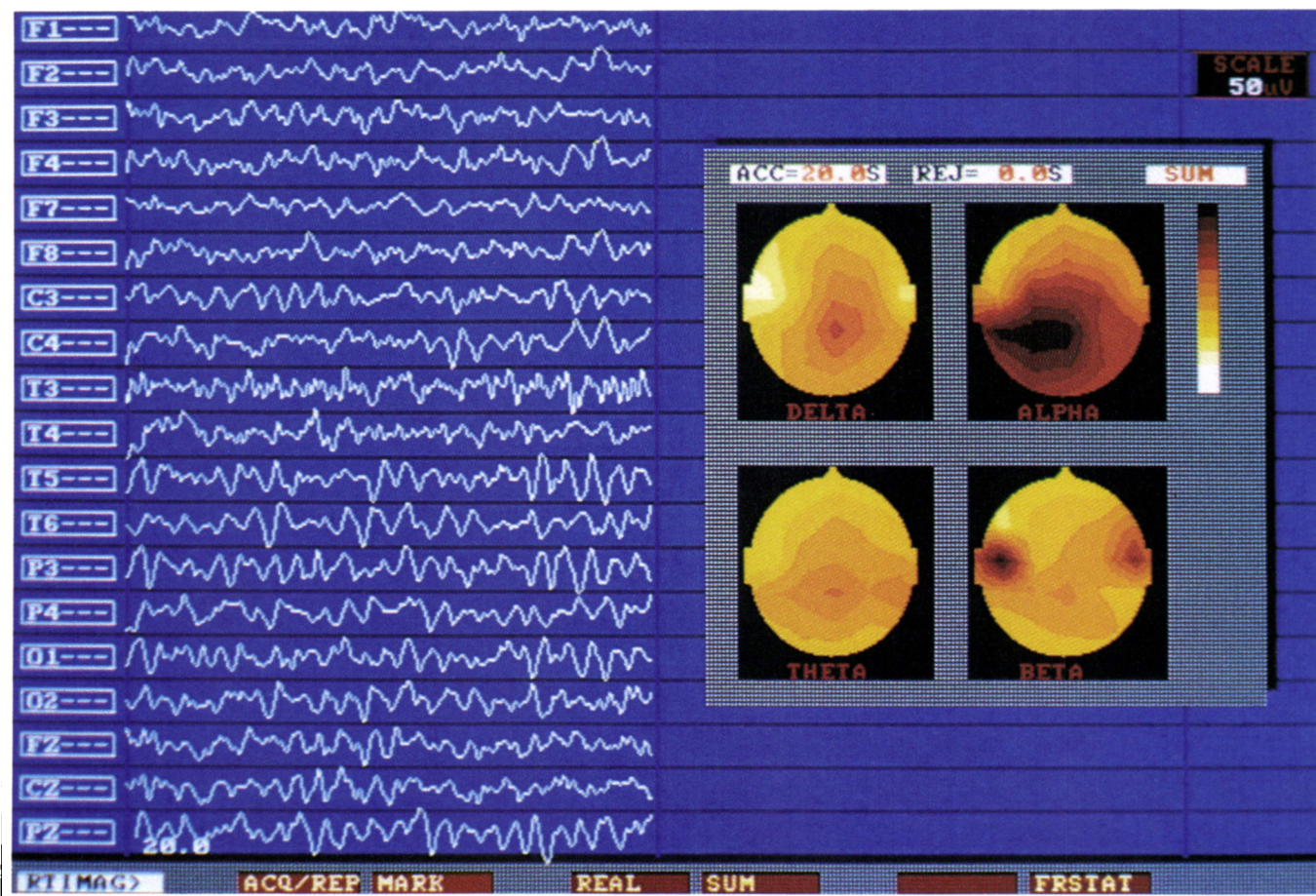
Les **illustrations** doivent être sur papier brillant de haute qualité et imprimés en blanc et noir, préférablement 127 x 173 mm (5 x 7"). Les illustrations et photographies originales ne doivent pas être soumises. Le coût supplémentaire des illustrations en couleur revient entièrement à l'auteur; les coûts détaillés peuvent être obtenus directement au bureau du Journal. Il faut identifier toutes illustrations en inscrivant au dos le nom de l'auteur et le numéro. Toutes lettres ou flèches appliquées aux illustrations pour identifier un aspect particulier doivent être de qualité professionnelle. Les photomicrographies doivent inclure une barre de calibration dont l'échelle est mentionnée dans la légende. Les légendes des illustrations doivent être dactylographiées sur une page séparée de celles-ci.

Les **tableaux** doivent être sur des pages séparées et être identifiés avec titre. On doit prendre un soin particulier dans la préparation de ces tableaux afin d'assurer que les données soient présentées avec le format le plus clair et le plus précis possible. Chaque colonne doit avoir un court titre. Les explications doivent être placées en dessous du tableau et non en sous-titre. Un tableau ne doit pas être soumis sous forme de photographie.

On doit employer le système international d'unités (SI) pour toutes données de laboratoire, même si celles-ci sont originellement présentées dans un autre système. Les températures doivent être citées en degrés Celsius. Les autres données doivent utiliser le système métrique. Les textes en anglais peuvent utiliser l'orthographe anglais ou américain, mais cet usage doit être constant.

Le Journal publie également des **articles de revue** sur des sujets sélectionnés. Ces articles sont généralement sur invitation, mais, à l'occasion, une revue non sollicitée peut être acceptée. Il serait préférable que les auteurs ayant l'intention de soumettre une telle revue contactent d'abord l'Éditeur.

Nous accueillons les **lettres à l'Éditeur**. Celles-ci doivent se limiter à deux pages, double interligne et peuvent contenir une seule illustration et ne citer qu'un maximum de quatre références.



## The logical way to look into the brain is through our window.

It all depends on how you look at it, of course. But when we set out to develop a superior neurodiagnostic system, we thought isn't it more logical to ask clinicians first what their needs were? That's when our engineers got to work and designed the QSI 9000. For you. We invite you to look at the result of 7 years of development and clinical testing.

The QSI 9000 is the ultimate electrophysiologic diagnostic system in one versatile unit. With unparalleled computer power. And full 20 channel EEG and Evoked Potential capability.

QSI 9000 has been designed to look out for the future too, with maximum adaptability to advances in computer technology.

Now you can provide comprehensive EEG exams, Evoked Potential studies and the latest in Topographical Mapping without the high cost of acquiring and operating multiple diagnostic units. The QSI 9000 puts it all together. With a result that we think might surprise you. It costs less.

One look, you'll see QSI 9000's color images are faster, easier to interpret. And the system is IBM compatible so you can take advantage of the wide range of existing statistical programs.

Putting it all together, the QSI 9000 makes sense. That's why we call it the Electrophysio-Logical answer to today's neurodiagnostic needs. For more information call (416) 449-7050



# QSI 9000

## The Electrophysio-Logical System.

Quantified Signal Imaging Inc.  
26 Lesmill Road, North York, Ontario M3B 2T5 (416) 449-7050



# Prolopa® (levodopa/benserazide)

## Rx Summary

### Antiparkinsonism Agent

**Indications** Treatment of Parkinson's syndrome when not drug-induced.

**Contraindications** Known hypersensitivity to levodopa or benserazide; in patients in whom sympathomimetic amines are contraindicated; concomitantly with, or within 2 weeks of, MAOI administration; uncompensated cardiovascular, endocrine, renal, hepatic, hematologic or pulmonary disease; narrow-angle glaucoma.

**Warnings** Discontinue levodopa at least 12 hours before initiating 'Prolopa'. See Dosage section for substitution recommendations. Not indicated in intention tremor, Huntington's chorea or drug-induced Parkinsonism.

Increase dosage gradually to avoid CNS side effects (involuntary movements). Observe patients for signs of depression with suicidal tendencies or other serious behavioural changes. Caution in patients with history of psychotic disorders or receiving psychotherapeutic agents.

In patients with atrial, nodal or ventricular arrhythmias or history of myocardial infarction initiate treatment cautiously in hospital. Caution in patients with history of melanoma or suspicious undiagnosed skin lesions.

Safety in patients under 18 years has not been established. In women who are or may become pregnant, weigh benefits against possible hazards to mother and fetus. Not recommended for nursing mothers.

**Precautions** Monitor cardiovascular, hepatic, hematopoietic and renal function during extended therapy. Caution in patients with history of convulsive disorders. Upper gastrointestinal hemorrhage possible in patients with a history of peptic ulcer.

Normal activity should be resumed gradually to avoid risk of injury. Monitor intraocular pressure in patients with chronic wide-angle glaucoma. Pupillary dilation and activation of Horner's syndrome have been reported rarely. Exercise caution and monitor blood pressure in patients on antihypertensive medication. 'Prolopa' can be discontinued 12 hours prior to anesthesia. Observe patients on concomitant psychoactive drugs for unusual reactions.

**Adverse Reactions** Most common are abnormal involuntary movements, usually dose dependent, which necessitate dosage reduction. Other serious reactions are periodic oscillations in performance (end of dose akinesia, on-off phenomenon and akinesia paradoxa) after prolonged therapy, psychiatric disturbances (including paranoia, psychosis, depression, dementia, increased libido, euphoria, sedation and stimulation), and cardiovascular effects (including arrhythmias, orthostatic hypotension, hypertension, ECG changes and angina pectoris).

Neurologic, intellectual, gastrointestinal, dermatologic, hematologic, musculoskeletal, respiratory, genitourinary and ophthalmologic reactions have also been reported. Consult Product Monograph for complete list.

**Dosage** Individualize therapy and titrate in small steps to maximize benefit without dyskinesias. Do not exceed the recommended dosage range.

Initially, one capsule 'Prolopa' 100-25 once or twice daily, increased carefully by one capsule every third or fourth day (slower in post-encephalitic Parkinsonism) until optimum therapeutic effect obtained without dyskinesias. At upper limits of dosage, increment slowly at 2-4 week intervals. Administer with food.

**Optimal dosage is usually 4-8 'Prolopa' 100-25 capsules daily, in 4-6 divided doses.**

'Prolopa' 200-50 capsules are intended for maintenance therapy once optimal dosage has been determined using 'Prolopa' 100-25 capsules. No patient should receive more than 1000 - 1200 mg levodopa daily during the first year of treatment. 'Prolopa' 50-12.5 capsules should be used when frequent dosing is required to minimize adverse effects.

For patients previously treated with levodopa, allow at least 12 hours to elapse and initiate 'Prolopa' at 15% of previous levodopa dosage. During maintenance, reduce dosage slowly, if possible, to a maximum of 600 mg levodopa daily.

**Supply** 'Prolopa' 50-12.5 capsules containing 50 mg levodopa and 12.5 mg benserazide.

'Prolopa' 100-25 capsules containing 100 mg levodopa and 25 mg benserazide.

'Prolopa' 200-50 capsules containing 200 mg levodopa and 50 mg benserazide.

Bottles of 100.

Product Monograph available on request.

**References:** 1. Rondot P. Advantages of a Low Dosage of The Levodopa-Benserazide Combination in the Treatment of Parkinson's Disease. *Med. et Hyg.*, 1981;39:3832-3835. 2. Data on file. 3. Mondal BK, Mondal KN. Parkinson's Disease in the Elderly: A Long-Term Efficacy Study of Levodopa/Benserazide Combination Therapy. *Pharmather.*, 1986;4(9):571-576. 4. Ontario Drug Benefits Plan, December, 1986.

® Registered Trade Mark

© Copyright 1987 Hoffmann-La Roche Limited

Hoffmann-La Roche Limited  
Etobicoke, Ontario M9C 5J4



7009



Original Research in Medicine and Chemistry

## ADVERTISER'S INDEX

Albert Einstein — xix

CIBA/Geigy

Lioresal — xii, xiii, xviii

Tegretol — obc, xvii

Dantec Electronics Ltd.

Evomatic — vii

New Dimension — i

Counterpoint — x

Dupont Pharmaceuticals

Symmetrel — ix, xviii

Hoffman La Roche

Prolopa — xv, xvi

Parke Davis Canada Inc. — ibc

Dilantin — viii

Quantified Signal Imaging — xiv

Sandoz Canada Inc.

Fiorinal — ifc

Parlodel — iv, v, vi

Technolab — xv


Unimed

Serc — xi

Classified Ads — xx

## RESEARCH / CLINICAL NEUROSCIENCES MEASUREMENT INSTRUMENTS

- Recording Instruments
- Computer Hardware/Software Integration (IBM & Apple)
- Advanced Neuropsychological Assessment Tests
- Rehabilitation Apparatus
- Canadian Service and Support



TECHNOLAB  
2500 Bates Road  
Montreal, Quebec  
H3S 1A6

(514) 739-0191

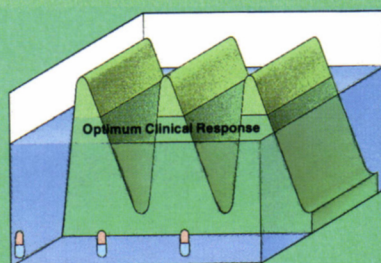
See page xvi

# There's a new trend in treating Parkinson's disease.

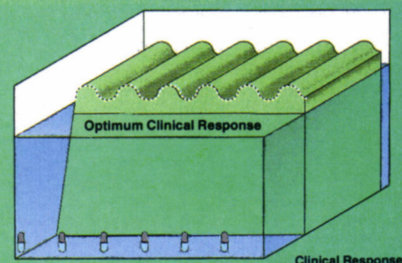
## Enhance the ability to cope with daily living

Dose-related fluctuations in therapeutic efficacy, abnormal movements, on-off phenomena – all such problems which tend to arise during prolonged therapy have been shown to be less severe when the total daily dosage of levodopa is divided into more frequent, smaller doses of 'Prolopa' 50/12.5.<sup>1</sup>

Levodopa plasma levels – high dose, low frequency<sup>2</sup>



Levodopa plasma levels – low dose ('Prolopa 50/12.5), high frequency<sup>2</sup>



Changes in plasma levels demonstrate that more frequent, smaller doses of 'Prolopa' may help smooth daily performance for Parkinson patients.

## Prescribe 'Prolopa' in low doses from the start of levodopa treatment

A low dose of 'Prolopa' (50/12.5) b.i.d. or t.i.d. initiated and maintained lasting therapeutic benefits for the majority of patients in a two-year study of the elderly with Parkinson's disease. Nausea and vomiting were not significant problems with this regimen.<sup>3</sup>

## Improve compliance

With 'Prolopa' there is no tablet to break when using lower dosages. A 'Prolopa' 50/12.5 capsule provides the entire prescribed low dose. More convenient, easier for a Parkinsonian patient.

And 'Roche' has developed a Parkinson Care Program to assist physicians in the management of patients, available free from Hoffmann-La Roche.

# Prolopa<sup>®</sup>

(levodopa/benserazide) 4:1

## Efficacious, and very cost effective<sup>4</sup>



Original Research in Medicine and Chemistry

(xvi)

For brief prescribing information see page xv

