

# THE CANADIAN JOURNAL OF NEUROLOGICAL SCIENCES

# LE JOURNAL CANADIEN DES SCIENCES NEUROLOGIQUES

<b>Recent Progress: Progress in Understanding Huntington's Chorea</b> ..... <i>André Barbeau</i>	<b>81</b>
<b>Cellular Hypersensitivity to Basic Myelin (P<sub>2</sub>) Protein in the Guillain-Barré Syndrome</b> <i>William Sheremata, Susan Colby, Y. Karkhanis and Edwin H. Eylar</i>	<b>87</b>
<b>Neurophysiological Changes Following Spinal Cord Lesions in Man</b> <i>P. Ashby and M. Verrier</i>	<b>91</b>
<b>The J. C. Richardson Lecture: Prospects for Canadian Neurology</b> ..... <i>D. W. Baxter</i>	<b>101</b>
<b>Relative Prognostic Significance of Vasospasm Following Subarachnoid Hemorrhage</b> <i>Bryce Weir, Charles Rothberg, Michael Grace, and Faye Davis</i>	<b>109</b>
<b>The Chiari Malformation in Adults</b> ..... <i>F. B. Maroun, J. C. Jacob and M. Mangan</i>	<b>115</b>
<b>Meningo-Encephalomyelitis Due to the Saprophagous Nematode, <i>Micronema Deletrix</i></b> <i>Jan Hoogstraten and W. Gerard Young</i>	<b>121</b>
<b>Giant Intracranial Dermoid Cyst: Case Report and Review of the Literature on Intracranial Dermoids and Epidermoids</b> ..... <i>Neil R. Miller and Melvin H. Epstein</i>	<b>127</b>
<b>Compression of the Cauda Equina Due to a Necrobiotic Granuloma of the Ligamentum Flavum</b> ..... <i>Juan M. Bilboa, William Horsey, Charles Gonsalves, and Ara Chalvardjian</i>	<b>135</b>
<b>Fetal Cerebellar Tissue Associated with a Primitive Neuroepithelial Tumor in an Ovarian Teratoma</b> ..... <i>Paul J. Boor and William C. Schoene</i>	<b>139</b>
<b>Isolated Spinal Cord Arteritis</b> <i>Thomas E. Feasby, Gary G. Ferguson and J. C. E. Kaufmann</i>	<b>143</b>

# AKINETON<sup>®</sup>

**works well  
in any  
Parkinsonism  
syndrome,  
regardless of  
etiology.  
Organic or  
drug-induced.**

- effective at low daily doses
- reduces rigidity and tremors
- infrequent adverse reactions
- versatile – available in 2 mg. tablets and injectable
- can be used concomitantly with other anti-parkinson drugs

## **AKINETON<sup>®</sup> (biperiden hydrochloride) Tablets**

**Contraindications:** The only known contraindication is sensitivity to Akineton hydrochloride.

**Warnings:** Isolated instances of mental confusion, euphoria, agitation and disturbed behavior have been reported in susceptible patients.

**Precautions:** Caution should be observed in patients with manifest

glaucoma, though no prohibitive rise in intraocular pressure has been noted following either oral or parenteral administration. Patients with prostatism or cardiac arrhythmia should be given this drug with caution. Occasionally, drowsiness may occur.

**Adverse reactions:** Adverse reactions encountered are primarily dry mouth and blurred vision. These side effects are usually slight and can be overcome by judicious reduction of dosage. If gastric irritation occurs, it can be avoided by administering during or after meals.

### **Dosage and Administration:**

Doses required to achieve the therapeutic goal are variable and must be individually and gradually adjusted.

**Parkinson's disease:** 1 tablet, 2 mg. three or four times daily.

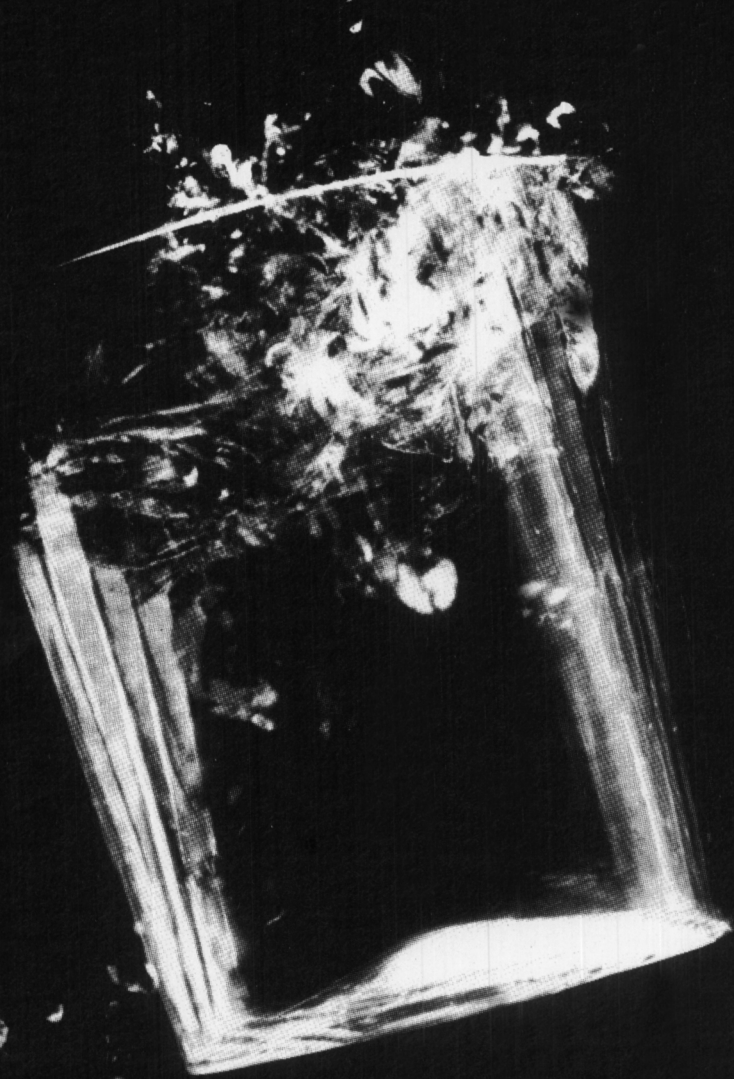
**Drug-induced extrapyramidal disorders:** 1 tablet, 2 mg. one to three times daily.

### **How Supplied:**

Akineton hydrochloride tablets, 2 mg. each, bisected – bottles of 100 and 1000.

effective at low daily doses

# GET A HOLD ON THE SYMPTOMS OF PARKINSONISM



When the symptoms of Parkinson's disease begin to get out of hand, start Akineton® Tablets. Akineton, alone or as an adjunct to other therapy, can improve function in postencephalitic, arteriosclerotic, or idiopathic parkinsonism.

Used as initial therapy, Akineton reduces tremor, akinesia, and rigidity with minimal side effects. Used concomitantly with L-dopa, Akineton can enhance the potential usefulness of L-dopa, by allowing a reduction in its dosage and consequently in its side effects.



THE  
STABILIZER  
**AKINETON** \*  
(biperiden)



Making Good Medicine Better

LABORATORY LTD.

montreal quebec

\* Reg. T.M. of Knoll AG, Chemische Fabriken, Ludwigshafen, Germany

MEMBER

PMAC

# THE CANADIAN JOURNAL OF NEUROLOGICAL SCIENCES LE JOURNAL CANADIEN DES SCIENCES NEUROLOGIQUES

## Editorial Advisory Board

C. Miller Fisher  
*Boston*

Wilder Penfield  
*Montreal*

J. C. Richardson  
*Toronto*

Donald B. Tower  
*Bethesda*

Frank B. Walsh  
*Baltimore*

## Editorial Board

Murray L. Barr  
*London*

Donald W. Baxter  
*Montreal*

Claude Bertrand  
*Montreal*

Guy Courtois  
*Montreal*

A. M. House  
*St. John's*

John G. Humphrey  
*Toronto*

D. J. MacFayden  
*Vancouver*

Alan J. McComas  
*Hamilton*

Douglas A. McGreal  
*Toronto*

George Monckton  
*Edmonton*

D. G. Montemurro  
*London*

T. P. Morley  
*Toronto*

Dwight Parkinson  
*Winnipeg*

J. W. Phillis  
*Saskatoon*

Louis J. Poirier  
*Quebec*

T. B. Rasmussen  
*Montreal*

Neil B. Rewcastle  
*Toronto*

J. C. Szerb  
*Halifax*

Margaret W. Thompson  
*Toronto*

Leonhard S. Wolfe  
*Montreal*

## Editorial Assistants

Jane A. Johnston  
*Saskatoon*

Leon R. Lapointe  
*Sherbrooke*

## Associate Editor

André Barbeau  
*Montreal*

## Editor

R. T. Ross  
*Winnipeg*

THE EDITORIAL BOARD wishes to publish original work in the basic and clinical neurosciences on the understanding that it has not been and will not be published elsewhere. Review articles on timely subjects will be accepted. Manuscripts should be typed double spaced, on white paper. Each manuscript must include a summary of 100 to 150 words.

Papers will be accepted in French or English. All papers should be accompanied by a short résumé in the other language. The résumé translation will be done by the editorial board if requested.

Papers should be identified only by the full name of the author, or authors, and the name of the place in which the work was done.

**ILLUSTRATIONS:** Photographs should be unmounted on glossy paper and show magnification scale. They should be marked on the back with figure number, title of paper and name of author.

Diagrams should be in India ink and large enough to be informative after reduction.

All illustrations should be referred to as figures, numbered consecutively, not included in the body of the text and all captions should be typed on a separate piece of paper.

Colored illustrations cannot usually be accepted unless the author is prepared to assist with the cost of reproduction.

**REFERENCES:** These should follow the Harvard system. Quote the name of the author followed by the date in brackets, i.e. Isacson (1967). References should be typed in alphabetical order on a separate sheet and include author's name, initials, year, title in full, publication in full, volume, first and last page, i.e. Isacson, p. (1967). Myxoviruses and autoimmunity. *Progress in Allergy*, 10, 256-292.

Textbook references should include name of text, author's name, page number, publisher and city.

**REPRINTS:** Fifty reprints will be supplied free if ordered when the galley proofs are returned. More may be ordered at a nominal charge. Corrections and changes in the galley proofs,

apart from printer's errors may be charged to the author.

**SUBSCRIPTIONS:** This journal is issued four times a year. The annual rate is \$20.00 (Canadian); Internes, Residents, Pre- and Post-Doctoral Students, \$10.00 per annum.

**ADVERTISING:** Enquiries regarding advertising space and rates should be directed to LEX LTD. VANCO PUBLICATIONS, 2 Tremont Crescent, Don Mills, Ontario M3B 2S1.

All communications, manuscripts, subscriptions, etc., should be sent to the Editor, at 1516 - 233 Kennedy St., Winnipeg, Canada R3C 3J5.

**COPYRIGHT** © 1975 by THE CANADIAN JOURNAL OF NEUROLOGICAL SCIENCES INC. No part of this journal may be reproduced in any form without the prior permission of The Canadian Journal of Neurological Sciences.

Printed by The Public Press Limited, 1760 Ellice Avenue, WINNIPEG, Manitoba R3H 0B6.


Mailed under second class registration number 3307. Postage paid at Winnipeg, Manitoba.

The Canadian Journal of Neurological Sciences gratefully acknowledges the support of

**National Research Council Canada**

In epilepsy  
control of seizures is always  
the prime consideration . . .

. . . but seizures  
are only one manifestation  
of the underlying condition.





# New in epilepsy Tegretol<sup>®</sup>

carbamazepine

anticonvulsant

The first anticonvulsant providing reliable control of seizures plus alleviation of associated personality disorders.

An anticonvulsant second to none in its ability to control or reduce certain epileptic seizures.

Features a unique psychotropic effect manifested by a lightening of mood, regression of irritability and stabilization of disturbed behaviour.

By virtue of its dual action, may provide more comprehensive patient management.

The first major advance in epileptic therapy in over 20 years.<sup>1,2</sup>

Well tolerated and non-habituating even in long-term therapy.

Rarely produces incapacitating drowsiness.

Does not cause hyperplasia of gingival mucosa, hypertrichosis or cerebellar ataxia.

Compatible with all other anticonvulsant therapy.

The drug of first choice in temporal lobe (psychomotor) epilepsy.<sup>3</sup>

1 Livingston, S., et al.: JAMA, 200; 3:204-208, 1967

2 Braunhofer, J., Med. Klin. 60: 343-348, 1965

3 Livingston, S., Comprehensive Management of Epilepsy in Infancy, Childhood and Adolescence, Springfield, Charles C. Thomas, 1972

#### Brief prescribing information Tegretol<sup>®</sup> 200mg Anticonvulsant

##### Properties

Tegretol has a proven anticonvulsant effect. In addition, Tegretol also has a distinct psychotropic effect, improving the mood and relieving irritability of the epileptic patient with associated behavioral or personality disturbances. Tegretol relieves or diminishes the pain associated with trigeminal neuralgia, usually within 24-48 hours.

##### Indications

1 **Epilepsy**  
Temporal lobe (psychomotor) epilepsy, and as an adjunct in secondary epilepsy or partial epilepsy with complex symptoms or secondary generalized seizures.

2 **Neuralgia**  
Trigeminal neuralgia (tic douloureux), glossopharyngeal neuralgia.

##### Dosage

A gradual increasing schedule is recommended with adjustment to suit the needs of the individual. When Tegretol is added to, or substituted for, existing anticonvulsant therapy, the dosage of the other drug(s) should be gradually reduced.

##### Epilepsy

Initially 1/2-1 tablet (100 mg-200 mg) twice daily increasing over a period of 4-6 days until optimal control is achieved (usually with 3 tablets daily).

##### Trigeminal Neuralgia

Initially - 200 mg daily in divided doses of 100 mg (1/2 tablet), increasing by 200 mg (1 tablet) daily until pain relief is obtained. Dosage in excess of 4200 mg (6 tablets) daily is not recommended. All patients should be maintained on the minimum effective dose.

##### Adverse Reactions

Most frequently reported are: drowsiness, disturbances of accommodation, vertigo, dizziness and gastrointestinal disturbances.

They usually occur only during initial phase of therapy and can be minimized, if not prevented, by starting treatment at a low dosage.

Although rare, effects on the blood forming elements, skin, genitourinary and circulatory system have been reported. The most serious adverse reactions which may require discontinuation of therapy are the haematological including blood dyscrasias, the hepatic including jaundice, the dermatological, the neurological, the cardiovascular, the genito-urinary, the digestive, and the ocular. Miscellaneous including fever and chills, lymphadenopathy, aching joints and muscles, leg cramps and conjunctivitis.

##### Precautions

Careful clinical and laboratory supervision should be instituted prior to and maintained throughout treatment. Caution should be observed while treating patients with increased ocular pressure or urinary retention and also in patients with a history of coronary artery disease, organic heart disease or congestive failure. There is a possibility of agitation and confusion in the elderly or activating a latent psychosis.

##### Contraindications

Concomitant use of monoamine oxidase inhibitors (two weeks should elapse before Tegretol is prescribed for patients who have received MAOI drugs), first trimester of pregnancy, nursing mothers, patients with a history of hepatic disease or serious blood disorder, or known sensitivity to any tricyclic compound. Tegretol should not be given to women of child-bearing potential unless, in the opinion of the physician, the expected benefits to the patient outweigh the possible risk to the foetus.


##### Warnings

Although reported infrequently, serious adverse effects have been observed during the use of Tegretol. Agranulocytosis and aplastic anemia have occurred in a few instances with a fatal outcome. Leucopenia, thrombocytopenia and hepatocellular and cholestatic jaundice have also been reported. It is, therefore, important that Tegretol should be used carefully and close clinical and frequent laboratory supervision should be maintained throughout treatment in order to detect as early as possible signs and symptoms of a possible blood dyscrasia.

##### Treatment of Overdosage

No specific antidote.

##### Availability

Tegretol 200 mg:  
Each round, white, single scored tablet with  seal contains carbamazepine 200 mg, available in bottles of 50 and 500. Full information is available on request.

# Geigy

Dorval 780, Que.