

## Correspondence

**Cite this article:** de Leon J, De las Cuevas C, Sanz EJ, Verdoux H (2021). The association of clozapine and haematological malignancies needs to be replicated by other studies and more importantly by analyses of subsamples from VigiBase. *Psychological Medicine* **51**, 1405–1406. <https://doi.org/10.1017/S0033291720001233>

Received: 28 March 2020

Revised: 9 April 2020

Accepted: 15 April 2020

First published online: 6 May 2020





## Key words:

Clozapine/adverse effects; clozapine/toxicity; hematologic malignancies; leukaemia; lymphoma; pharmacovigilance

## Author for correspondence:

Jose de Leon, E-mail: [jdeleon@uky.edu](mailto:jdeleon@uky.edu)

# The association of clozapine and haematological malignancies needs to be replicated by other studies and more importantly by analyses of subsamples from VigiBase

Jose de Leon<sup>1</sup> , Carlos De las Cuevas<sup>2</sup> , Emilio J. Sanz<sup>3</sup>   
and H el ene Verdoux<sup>4</sup> 

<sup>1</sup>Mental Health Research Center at Eastern State Hospital, Lexington, KY, USA; <sup>2</sup>Department of Internal Medicine, Dermatology and Psychiatry, School of Medicine, University of La Laguna, Canary Islands, Spain; <sup>3</sup>Department of Physical Medicine and Pharmacology, School of Medicine, Universidad de La Laguna, Canary Islands, Spain and <sup>4</sup>Univ. Bordeaux, Inserm, Bordeaux Population Health Research Center, Team Pharmacoepidemiology, UMR 1219, F-33000 Bordeaux, France

By using a disproportionality analysis in VigiBase, Chr etien et al. (2020) proposed that clozapine is significantly associated with lymphoma, leukaemia and myelodysplastic syndrome. The focus on significance testing instead of replication has led to many false findings in the medical literature (Ioannidis, 2005).

First, assuming that these findings are replicated by better analyses and are not false, the recommendations for clinicians are unclear. Psychiatrists and their patients may not know how to determine exposure to ionising radiation, radon, pesticides, benzene and other organic solvents. On the other hand, many clozapine patients are tobacco smokers and have a history of abusing other substances. It is not clear whether Chr etien et al., recommended clozapine discontinuation, or whether psychiatrists should just ‘scare them to death’ by describing the increased risk of developing haematological malignancies with clozapine use.

Second, Chr etien et al. did not explain the confounding effect of reporting bias. Clozapine adverse drug reactions (ADRs) in general are vastly overrepresented in VigiBase (De Leon, Sanz, & De Las Cuevas, 2020a; de Leon, Sanz, Nor en, & De Las Cuevas, 2020b). This overrepresentation is much worse for clozapine haematological ADRs. In our search on 17 July 2019, for pneumonia we found 144 020 clozapine reports, much more numerous than the reports for risperidone (100 283), quetiapine (80 503) or olanzapine (63 287) (De Leon et al., 2020a). Clozapine is much less frequently prescribed worldwide than risperidone, quetiapine or olanzapine (H alfd anarson et al., 2017). Due to notoriety bias, VigiBase has considerably more ADR reporting for clozapine than for other antipsychotics much more widely prescribed but much less often reported to VigiBase.

The extraordinary overrepresentation of haematological ADRs for clozapine can be easily understood by remembering that other antipsychotics do not require weekly white blood counts (WBCs). The weekly WBCs may explain (1) the weaker association with haematological malignancies reported by Chr etien et al. and (2) the stronger association of clozapine with leucocytosis that we found and next describe. The VigiBase Bayesian confidence propagation neural network provides a statistical indicator called an information component (IC) and its 97.5% confidence intervals (CIs). An  $IC_{0.25}$  indicates that the lowest value of the 97.5% CI of the IC is higher than expected, based on the background. In their supplementary data, Chr etien et al. listed: for ‘malignant lymphoma’ 569 reports ( $IC_{0.25} = 1.5$ ); for leukaemia, 305 reports ( $IC_{0.25} = 0.3$ ); and for ‘myelodysplastic syndrome’, 1999 reports ( $IC_{0.25} = 1.3$ ). Comparing these relatively small numbers with the huge overrepresentation of leucocytosis and similar terms, we found on 17 July: ‘WBC increase’ had 5025 reports ( $IC_{0.25} = 4.7$ ); ‘neutrophil count increased’, 4273 reports ( $IC_{0.25} = 6.3$ ); and ‘leucocytosis’, 3486 reports ( $IC_{0.25} = 4.6$ ). These  $IC_{0.25}$  are much higher and more robust than those reported by Chr etien et al.

Third, the statistical analyses of reports of spontaneous ADRs are not free of controversy (Bate & Evans, 2009). Chr etien et al. used disproportionality analyses without commenting on their limitations. The data for lamotrigine, the negative control, is a concern. The adjusted odds ratio of 1.16 for myelodysplastic syndrome bordered on significance since its 95% CI was 0.99–1.35, which appears to be close to significance, since it was close to 1.0 in the CI. This negative control providing a result bordering on significance suggests the risk of false positives in disproportionality analyses. Rather than using lamotrigine, one should control for the haematological malignancies associated with all other drugs considered together.

Fourth, Bate and Evans (2009) listed as limitations of ADR reporting: (1) missing data in reports (underreporting), (2) reporting changes over time, (3) problems concerning the classification of ADRs using different terminology and (4) duplicated reports. The last three limitations were not discussed by Chrétien et al. Duplications in VigiBase are frequently due to the same case being reported independently by different clinicians or the same clinician reporting more than one ADR for the same case.

Fifth, there are alternatives to disproportionality analysis. As described, VigiBase experts recommend a complex statistical method called Bayesian shrinkage (Bate & Evans, 2009; Norén, Hopstadius, & Bate, 2013) and more importantly, insist that, for ruling out a spurious result, the results should be robust and significant in subgroups (Hopstadius & Norén, 2012). Chrétien et al. did not verify that their results provided significant results in age groups or across continents.

Sixth, Chrétien et al. explored clozapine dose effects in their findings, but they did not explore the effect of duration.

Finally, the prior literature on clozapine and haematological malignancies, which is rather limited, was reviewed by Chrétien et al. and had no prior clinical or pharmacoepidemiological study providing similar findings including three malignancies: lymphoma, leukaemia and myelodysplastic syndrome. Therefore, until Chrétien et al. replicate their results in subsamples and other independent studies providing replication, it may be safer to ignore their results in clinical practice. Chrétien et al. might look back in regret by having contributed to clozapine (Cetin, 2014) and having created an additional barrier to the prescription of clozapine (Verdoux, Quiles, Bachmann, & Siskind, 2018).

**Acknowledgements.** The authors acknowledge Lorraine Maw, M.A., at the Mental Health Research Center at Eastern State Hospital, Lexington, KY, who helped in editing this article. This research received no specific grant from any funding agency, commercial or not-for-profit sectors.

**Conflict of interest.** The authors have declared that there are no conflicts of interest in the last 3 years in relation to the subject of this study.

## References

- Bate, A., & Evans, S. J. (2009). Quantitative signal detection using spontaneous ADR reporting. *Pharmacoepidemiology and Drug Safety*, 18, 427–436. <https://doi.org/10.1002/pds.1742>.
- Cetin, M. (2014). Clozapine; fear of prescribers of clozapine for treatment of schizophrenia. *Klinik Psikofarmakoloji Bülteni*, 24, 295–301. <https://doi.org/10.5455/bcp.20141223052008>.
- Chrétien, B., Lelong-Boulouard, V., Chantepie, S., Sassier, M., Bertho, M., Brazo, P., Humbert, X., ... Dolladille, C. (2020). Haematologic malignancies associated with clozapine v. all other antipsychotic agents: A pharmacovigilance study in VigiBase(\*). *Psychological Medicine*. <https://doi.org/10.1017/S0033291720000161>.
- De Leon, J., Sanz, E. J., & De Las Cuevas, C. (2020a). Data from the World Health Organization's pharmacovigilance database supports the prominent role of pneumonia in mortality associated with clozapine adverse drug reactions. *Schizophrenia Bulletin*, 46, 1–3. <https://doi.org/10.1093/schbul/sbz093>.
- de Leon, J., Sanz, E. J., Norén, G. N., & De Las Cuevas, C. (2020b). Pneumonia may be more frequent and have more fatal outcomes with clozapine than with other second-generation antipsychotics. *World Psychiatry*, 19, 120–121. <https://doi.org/10.1002/wps.20707>.
- Hálfánarson, Ó, Zoëga, H., Aagaard, L., Bernardo, M., Brandt, L., Fusté, A. C., ... Bachmann, C. J. (2017). International trends in antipsychotic use: A study in 16 countries, 2005–2014. *European Neuropsychopharmacology*, 27, 1064–1076. <https://doi.org/10.1016/j.euroneuro.2017.07.001>.
- Hopstadius, J., & Norén, G. N. (2012). Robust discovery of local patterns: subsets and stratification in adverse drug reaction surveillance. Published in IHI 2012. *IHI '12 Proceedings of the 2nd ACM SIGHIT International Health Informatics Symposium*. Miami, Florida, USA, 28–30 January 2012, pp. 265–274. <https://doi.org/10.1145/2110363.2110395>.
- Ioannidis, J. P. (2005). Why most published research findings are false. *PLoS Medicine*, 2, e124. <https://doi.org/10.1371/journal.pmed.0020124>.
- Norén, G. N., Hopstadius, J., & Bate, A. (2013). Shrinkage observed-to-expected ratios for robust and transparent large-scale pattern discovery. *Statistical Methods in Medical Research*, 22, 57–69. <https://doi.org/10.1177/0962280211403604>.
- Verdoux, H., Quiles, C., Bachmann, C. J., & Siskind, D. (2018). Prescriber and institutional barriers and facilitators of clozapine use: A systematic review. *Schizophrenia Research*, 201, 10–19. <https://doi.org/10.1016/j.schres.2018.05.046>.