

interesting reading. In France we have the period under consideration illuminated by Ménière, in Russia by Wreden (describer of "obstructing keratosis of the external meatus") and Prüssak, in Belgium by Delstanche, in Italy by Sapolini, in America by Turnbull, Knapp, St. John Roosa (whose text-book ranked amongst the very best of its time) and others, of whom many are still living and active workers.

The volume is enriched with plates, which form quite a portrait-gallery of otologists who have died indeed, but who live in the memories of all those practitioners of otology who have the grace to acknowledge their indebtedness to these founders and builders-up of their art.

The whole work is one which inspires us with pride in the steady, rational development of otology, and with gratitude to the illustrious worker and exponent who has placed its history before us in this instructive and fascinating form. *Dundas Grant.*

---

### NOTES AND QUERIES.

#### INTERNATIONAL CONGRESS FOR DISEASES OF OCCUPATION.

The third International Congress for Diseases of Occupation will meet in Vienna, from September 21 to September 26, 1914. The Secretary of the British Committee is W. F. Dearden, 168, Trafford Road, Salford, Manchester. There is a special Section on the harmful effects of occupation upon hearing, at which papers will be presented by several prominent Continental and American otologists. The Secretary-General of the Congress is Dr. L. Teleky, Vienna IX, Türkenstrasse 23.

---

#### ERRATUM.

In the abstract of R. Leidler's article on "The Indications for Labyrinthotomy," which appeared in the April number of the present volume (p. 220 and seq.), we regret that, owing to a slip, the symptoms of acute diffuse labyrinthitis are made to include "nystagmus of the third degree to the *affected* side." This, of course, should read "to the *sound* side."—D. M.

We have much pleasure in intimating that Dr. Dundas Grant has completely recovered from his recent attack of appendicitis, and that he has returned to active work.

---

### BOOKS RECEIVED.

- Eye, Nose, Throat and Ear.** By *James Forrest, M.B.* Price 10s. 6d. net. London: Henry Kimpton, 1914.
- Development and Anatomy of the Nasal Accessory Sinuses in Man.** By *Warren B. Davis, M.D.* Philadelphia and London: W. B. Saunders Company, 1914.
- Text-book of Local Anæsthesia.** By *Prof. Dr. Georg Hirschel.* Price 8s. 6d. London: John Bale, Sons & Danielsson, Ltd., 1914.
- The Diseases of Children.** Edited by *Dr. M. Pfaundler* (Munich) and *Dr. A. Schlossmann* (Düsseldorf). English translation edited by *Henry L. K. Shaw, M.D.* (New York) and *Linnæus La Fétra, M.D.* (New York). With an Introduction by *L. Emmett Holt, M.D.* (New York). Vol. VI, "Diseases of the Ear," *Arthur J. Bedell, M.D.* (New York). Philadelphia and London: J. B. Lippincott Company, Price 21s. net.
- L'Oreille et ses Maladies.** By *Theodore Heiman.* 2 Vols. I Partie Générale. II Partie Spéciale. Paris: G. Steinheil, 2, Rue Casimir-Delavigne, 1914.

# CENTRAL LONDON THROAT AND EAR HOSPITAL

## GRAY'S INN ROAD (Near King's Cross Stations).

---

The work carried on at this Hospital comprises:

### 1. **The Daily Out-Patient Clinic.**

The Medical Officers attend as follows:

Surgeons.	Out-Patient Clinic.	In-Patient Operations.
Mr. CHICHELE NOURSE . . .	Wednesday, at 2 p.m. . .	Friday, at 2.15 p.m.
Dr. ABERCROMBIE . . .	Thursday, at 2 p.m. . .	Wednesday, at 2.15 p.m.
Mr. STUART-LOW . . .	Saturday, at 2 p.m. . .	Monday, at 2.15 p.m.
Dr. ANDREW WYLIE . . .	Monday, at 2 p.m. . .	Tuesday, at 2.15 p.m.
Dr. ATKINSON . . .	Tuesday, at 5 p.m. . .	Thursday, at 2 p.m.
Dr. DAN MCKENZIE . . .	Friday, at 5 p.m. . .	Thursday, at 4 p.m.
Assistant Surgeon.		
Mr. HAROLD KISCH . . .	{ Monday and } Thursday } at 2 p.m.	

### 2. **The Minor Operations.**

These are performed at 9 a.m. on Monday, Tuesday, Wednesday, Thursday, Friday.

### 3. **The In-Patient Department.** **Major Operations.**

These take place at 2 o'clock on Monday, Tuesday, Wednesday, Thursday, Friday.  
The list of operations is to be seen on the notice board in the Out-patient Consulting Room

### 4. **Lectures and Demonstrations.**

**Courses of Practical Instruction** are given throughout the year by Members of the Staff, on Tuesdays and Fridays, at 3 p.m. punctually.

The Courses consist of two classes twice a week devoted to Anatomy, Pathology, Diagnosis and Treatment of the special diseases dealt with at the Hospital. They may be joined at any time.

A **Surgical Anatomy and Operative Surgery Class** is held when desired. The teaching is practical and demonstrative, and is illustrated by diagrams, models, specimens and instruments.

### 5. **The Pathological Laboratory**

Is at all times available to students. Dr. Wyatt Wingrave, Pathologist to the Hospital, is in attendance daily at 3 p.m.

### **Clinical Assistants**

Are appointed from among those gentlemen who have enrolled themselves for attendance on the practice of the hospital.

Further particulars may be had on application to the Dean.

### **Fees.**

Course of Practical Instruction . . . . .	1 guinea.
"    "    "    with attendance at Clinics . . . . .	2 guineas.
Operative Surgery Class . . . . .	5 "
For attendance on the practice of the Hospital (Clinical Assistants)—	
Three months . . . . .	5 guineas.
Six " . . . . .	8 "
Perpetual ticket . . . . .	10 "

Clinical Assistants are admitted to the Practical Course Free.

**WYATT WINGRAVE, M.D.,**  
Dean.

**RICHARD KERSHAW,**  
Secretary Superintendent.

# WRIGHT, PUBLISHERS, BRISTOL.

*Demy 8vo, with 77 Illustrations, 44 of which are in Colours. 7/6 net.*

## Diseases of the THROAT, NOSE, AND EAR For Practitioners and Students.

By **W. G. PORTER, M.B., B.Sc., F.R.C.S.Ed.,**

*Surgeon to the Eye, Ear, and Throat Infirmary, Edinburgh; Surgeon, Ear and Throat Department, Royal Hospital for Sick Children, Edinburgh; Aurist to the Edinburgh Royal Institution for the Education of the Deaf and Dumb.*

"The author's main object has been to provide the practitioner and serious student with a single volume of moderate size, embracing sufficient information on the diseases of the throat, nose, and ear, to be of value in practice. We may say at once that he has attained his object."—*British Medical Journal*.

"Eminently suited to the purpose for which it is designed."—*Journal of Laryngology*.

"The several diseases are concisely dealt with. . . . The book as a whole reflects sound teaching, and recent literature has evidently been laid under contribution. It is well printed and well illustrated."—*Lancet*.

"The work is eminently suited to the purpose for which it has been designed . . . a large amount of well-digested and accurate information has been packed into a surprisingly small compass. Special attention has been given to diagnosis, and to such treatment as can be carried out successfully by one who is not a specialist. . . . We congratulate Dr. Porter upon producing a very excellent small manual."—*Practitioner*.

Originally published in 1912, the first Large Edition was exhausted in Six Months.  
The Second Impression was quickly sold out, and the Third Issue is now ready.

*Demy 8vo. 1030 pages. With 16 Coloured Plates and over 200 Illustrations in the Text.  
Bevelled Boards, Burnished Top. 30/- net.*

## AN INDEX OF DIFFERENTIAL DIAGNOSIS OF MAIN SYMPTOMS

By Many Writers.

Edited by **HERBERT FRENCH, M.A., M.D.Oxon., F.R.C.P.Lond.**

"May be said to represent the last word as to limits of diagnostic power . . . illustrations are of a uniformly high merit, and aid materially . . . of Dr. French's work, both as editor and contributor, we cannot speak too highly. This remarkable index."—*British Medical Journal*.

"All that it is possible to learn of medicine in its various branches outside the wards of a hospital will be found in this book."—*Practitioner*.

*6th Edition. 13th Thousand. Completely Revised, with additional Articles and Illustrations.*

*Demy 8vo. 1056 pages. Bevelled Boards, Burnished Tops. 21/- net.*

## AN INDEX OF TREATMENT

By 83 Representative Contributors.

Edited by **ROBERT HUTCHISON, M.D., F.R.C.P., Physician to the London Hospital.**

**A Complete Guide to Treatment in a Form Convenient for Reference.**

"The editors and publishers may be congratulated on the production of a work of reference which we can cordially recommend to all busy practitioners."—*British Medical Journal*.

"The book is of special use to the general practitioner, who will find in it many valuable suggestions for the management of disease."—*Lancet*.

"Handy, accurate . . . easy of reference . . . we congratulate editors and contributors upon having added to medical literature a useful and comprehensive work."—*Medical Press and Circular*.

*Now Ready. Fourth Edition. Fully Revised. Crown 8vo. 9/6 net. With Diagrams of  
Surface Markings.*

## SYNOPSIS OF SURGERY

For Students and Practitioners.

By **ERNEST W. HEY GROVES, M.S., M.D., B.Sc.Lond., F.R.C.S.Eng.**

" . . . appears to contain all that is necessary in a synopsis, and . . . is not too condensed. . . . may be legitimately employed for revising knowledge."—*Lancet*.

"The additions necessary to keep it quite up to date have been freely made. . . . Among the best of its kind, and the author is to be congratulated on its readableness, its lucidity, and its fulness—notable qualities."—*British Medical Journal*.


**Bristol: JOHN WRIGHT & SONS, Limited.**

**London: SIMPKIN, MARSHALL, HAMILTON, KENT & Co., Ltd.**

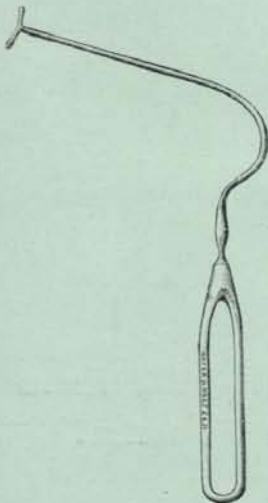
# Mayer & Meltzer's New Introductions.

## An Improved Ether Apparatus for Use in Nose & Throat Operations.

Devised by RAYMOND E. APPERLY, M.R.C.S.Eng., L.R.C.P.Lond., Assistant Anæsthetist to Middlesex Hospital.



Extract from Paper by Raymond E. Apperly and Somerville Hastings. *Vide Lancet*, September 20, 1913.



- A Tonsil Probe. By H. TILLEY, F.R.C.S.
- A Septum Needle. By H. LUND, M.B., F.R.C.S.Eng.
- An Improved Gag. By W. S. KERR, M.B., F.R.C.S.Edin.
- Instruments of Intra-Nasal Dacryocystotomy.
- A Posterior Rhinoscope. By W. LLOYD, F.R.C.S.
- An Eustachian Bougie with Sliding Scale.  
By W. H. KELSON, M.D., F.R.C.S.Eng.
- An Antrum Punch. By SEYMOUR JONES, F.R.C.S.
- “Emandem” Improved High Efficiency Examination Lamps, etc., etc.

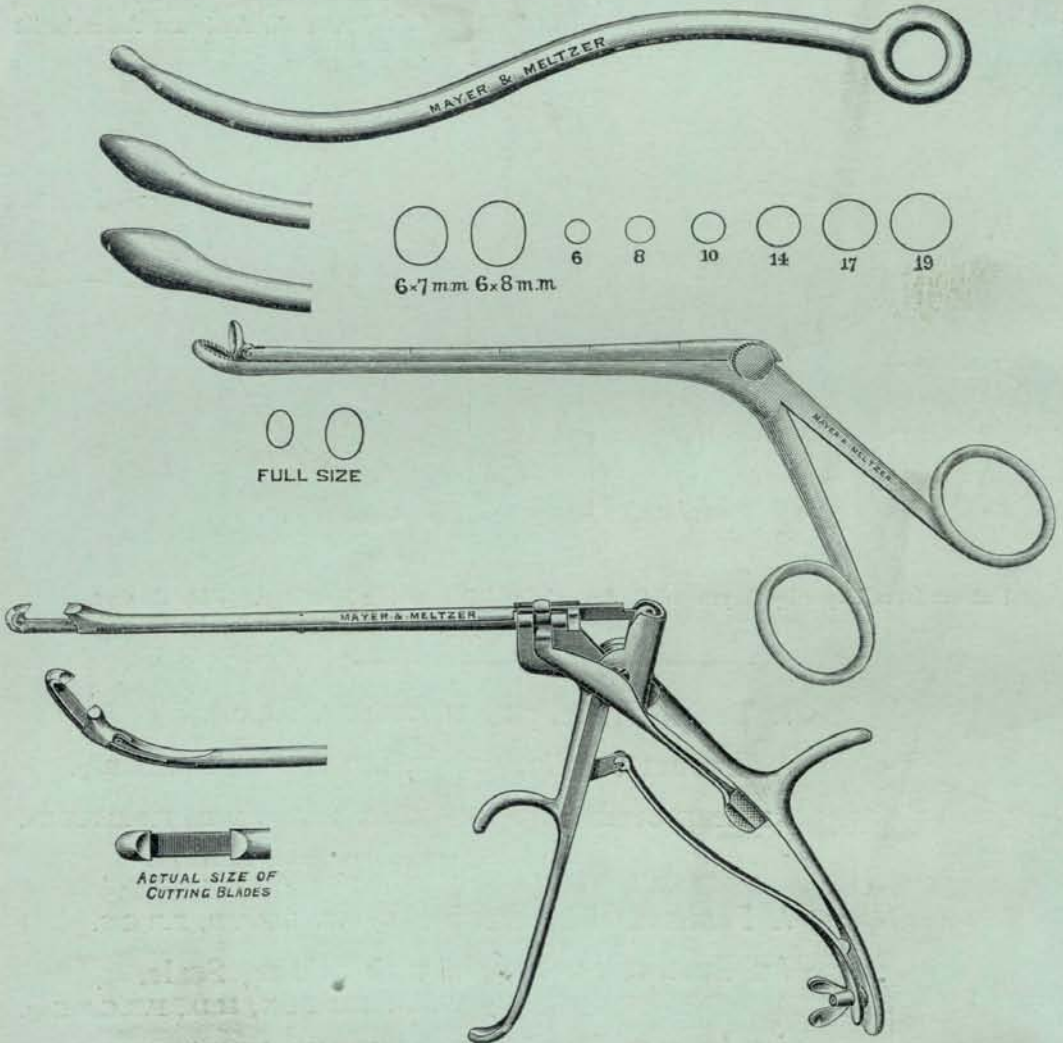
**MAYER & MELTZER, 71, GT. PORTLAND STREET, LONDON.**

Branches: MELBOURNE; CAPETOWN; JOHANNESBURG.

# MAYER & MELTZER,

Surgical Instrument Makers.

ESTABLISHED OVER FIFTY YEARS.



**Instruments as used by Dr. Watson-Williams  
for the Intra-Nasal Operation for Frontal  
Sinus Suppuration.**

(See JOURNAL OF LARYNGOLOGY, May, 1914.)

*Full Particulars on application.*

**MAYER & MELTZER, 71, GREAT PORTLAND ST., LONDON.**

Branches: MELBOURNE; CAPETOWN; JOHANNESBURG.