

The Journal of Laryngology and Otology

EDITED BY

A. LOGAN TURNER AND J. S. FRASER

Contents

- SEPTICÆMIA AND ACUTE INFECTIONS OF THE MIDDLE-EAR TRACT G. J. JENKINS
- IS LOCALISATION OF SOUND A FUNCTION OF THE MEMBRANA TYMPANI AND OSSICLES? J. A. KEEN
- INFECTIVE SCLEROMA OF THE RESPIRATORY PASSAGES F. LASAGNA
- VARIATIONS IN THE TIME REQUIRED TO INDUCE ANÆSTHESIA BY SURFACE APPLICATION OF COCAIN HYDROCHLORIDE SOLUTION IN VARYING CONCENTRATION E. WATSON-WILLIAMS
- CLINICAL RECORD:—
A CASE OF "MALIGNANT GRANULOMA OF THE NOSE" G. A. D. M'ARTHUR
- SOCIETIES' PROCEEDINGS:—
ROYAL SOCIETY OF MEDICINE—SECTIONS OF OTOTOLOGY AND LARYNGOLOGY.
ANNUAL CONGRESS OF THE AMERICAN LARYNGOLOGICAL ASSOCIATION.
- ABSTRACTS:—
THE EAR. THE NOSE. THE PHARYNX. THE LARYNX.
- REVIEWS OF BOOKS.
- A SET OF INSTRUMENTS FOR EXPLORATION OF THE NASAL SINUSES A. LOWNDES YATES
- A SET OF IMPROVED JACKSON TUBES AND INSTRUMENTS FOR DIRECT PERORAL ENDOSCOPY WALTER G. HOWARTH
- GENERAL NOTES.

Edinburgh: Oliver and Boyd

London: 33 Paternoster Row

Monthly, 4/- net

Annual Subscription, 40/- net

The Journal of Laryngology and Otology

(Founded in 1887 by MORELL MACKENZIE and NORRIS WOLFENDEN)

EDITED BY

A. LOGAN TURNER AND J. S. FRASER

ASSISTED BY

DOUGLAS GUTHRIE AND IRWIN MOORE

1. Original Articles are accepted on the condition that they have not been published elsewhere.

2. Manuscripts should be typewritten, on one side only of the paper, and well spaced.

3. Galley proofs and engraver's proofs of illustrations are sent to the author. Corrections, which should be kept to a minimum, must be clearly marked and no additional matter should be added.

4. The order for reprints should be sent when returning galley proofs, and for this purpose special forms are supplied, on which the price of the reprints is stated.

5. Authors of Original Communications on Oto-Laryngology in other Journals are invited to send a copy, or two reprints, to the *Journal of Laryngology*. If they are willing, at the same time, to submit their own abstract (in English, French, Italian, or German) it will be welcomed.

6. Editorial Communications should be addressed to "EDITORS, *Journal of Laryngology*, c/o Messrs OLIVER AND BOYD, Tweeddale Court, Edinburgh."


7. The Annual Subscription is Forty Shillings, post free, and is payable in advance.

8. Single copies of back numbers, both of the present and the previous series, are on sale at Four Shillings each.

9. An Annual Subscription can be commenced with any number of the Journal, and the preceding numbers of the current year can be purchased at Four Shillings each.

UNITED STATES OF AMERICA

Orders for this Journal, for single parts or yearly subscriptions, can be sent either through a local bookseller, or to Messrs G. E. STECHERT & CO., 31-33 East 10th Street, New York.



CHEVALIER JACKSON'S INSTRUMENTS FOR ŒSOPHAGOSCOPY, LARYNGOSCOPY, AND BRONCHOSCOPY

New Models as made for Walter G. Howarth, F.R.C.S.

Each Instrument is made in accordance with the details of Chevalier Jackson's most recent models, and each is supplied with a *spare light carrier*, i.e., 2 light carriers and 2 lamps. All the models have been redesigned with a view to rendering them more easily cleansed; all the crevices and corners for the dirt have been taken away.

To ensure better visibility the tips of the forceps are *black*.

The Howarth-Jackson's Instruments are **less expensive than other American or English models**, and a further economy has been effected by rendering the instrument tips interchangeable, thus reducing the number of forceps handles and tips required.

The lamps are 2.5 volt and more durable than the usual models.

Manufactured only by

DOWN BROS., L^{TD}.

SURGICAL INSTRUMENT MAKERS

21 and 23 ST THOMAS'S STREET

LONDON, S.E. 1

(Opposite Guy's Hospital)



Telegrams—"DOWN, LONDON."

Telephone—HOP 4400 (4 lines).

Second Impression. Demy 8vo, 424 pp. With 222 Text Illustrations and 12 Plates, of which 8 are in Colour. 20s. net, Postage 9d.

DISEASES OF THE NOSE, THROAT, AND EAR

FOR PRACTITIONERS AND STUDENTS

Edited by

A. LOGAN TURNER, M.D., F.R.C.S. (Ed.)

Senior Lecturer on Diseases of the Ear, Nose, and Throat, University of Edinburgh

With the collaboration of

J. S. FRASER, M.B., F.R.C.S. (Ed.)

J. D. LITHGOW, M.B., F.R.C.S. (Ed.)

W. T. GARDINER, M.C., M.B., F.R.C.S. (Ed.)

G. EWART MARTIN, M.B., F.R.C.S. (Ed.)

Lecturers on Diseases of the Ear, Nose, and Throat, University of Edinburgh

and

DOUGLAS GUTHRIE, M.D., F.R.C.S. (Ed.)

Lecturer on Diseases of the Ear, Nose, and Throat, School of Medicine of the Royal Colleges, Edinburgh

PRESS NOTICES


"The illustrations are many and good, the book is well balanced and clearly written, and may confidently be recommended for the use of students and practitioners."—*Lancet*.

"The high standard of efficiency of the work of those engaged in the specialty in the Edinburgh School of Medicine is highly reflected in this book, and the editor and his collaborators are to be very warmly congratulated on producing a work of the highest merit."—*Edinburgh Medical Journal*.

"Will prove of the greatest value to students and indeed to those devoting themselves to the specialty."—*Journal of Laryngology and Otology*.

BRISTOL: JOHN WRIGHT & SONS LTD. LONDON: SIMPKIN & CO. LTD.

Worthy of your Earnest Attention—is this Sorensen Anæsthetizing and Tonsillectomy Outfit



The outstanding feature of this apparatus is that there are two separate pairs of cylinders for pressure and for suction, without inter-communication between them; so the pressure cylinders cannot possibly become contaminated by anything that has been drawn away from any patient.

Besides this feature, there is a new style of bottle connection, called the "Snap Fit." A great convenience because there are no screws or clamps to operate.

However, neither these nor the many other features it possesses can be adequately described here, and we respectfully invite you to ask for a folder, which does better justice to this excellent apparatus.


As here shown, the apparatus is intended for portable use (but without its cover). For office or hospital use it can be furnished on a special hospital table, or on the Adjusto stand, which can carry much other apparatus. May we mail you a folder on that also?

Agents for Great Britain ROUSE & SONS, LTD. 74 Mortimer Street London, W. 1

CONTENTS

	PAGE
SEPTICÆMIA AND ACUTE INFECTIONS OF THE MIDDLE-EAR TRACT. G. J. Jenkins, F.R.C.S.	357
IS LOCALISATION OF SOUND A FUNCTION OF THE MEMBRANA TYMPANI AND OSSICLES? J. A. Keen, M.B. (Lond.), F.R.C.S. (Eng.)	363
INFECTIVE SCLEROMA OF THE RESPIRATORY PASSAGES. F. Lasagna	369
VARIATIONS IN THE TIME REQUIRED TO INDUCE ANÆSTHESIA BY SURFACE APPLICATION OF COCAIN HYDROCHLORIDE SOLUTION IN VARYING CONCENTRATION. E. Watson-Williams, M.C., Ch.M. . . .	374
CLINICAL RECORD—	
A Case of "Malignant Granuloma of the Nose." G. A. D. M'Arthur, M.D. (Melbourne).	378
SOCIETIES' PROCEEDINGS—	
Royal Society of Medicine—Sections of Otology and Laryngology	381
Forty-sixth Annual Congress of the American Laryngological Association	392
ABSTRACTS—	
The Ear	396
The Nose	400
The Pharynx	402
The Larynx	409
REVIEWS OF BOOKS	414
A SET OF INSTRUMENTS FOR EXPLORATION OF THE NASAL SINUSES. A. Lowndes Yates, M.D. (Lond.), F.R.C.S. (Ed.)	417
A SET OF IMPROVED JACKSON TUBES AND INSTRUMENTS FOR DIRECT PERORAL ENDOSCOPY. Walter G. Howarth, F.R.C.S. (Eng.)	419
GENERAL NOTES	420

PILLING - MADE CHEVALIER JACKSON INSTRUMENTS



Exact reproductions of the latest instruments used by Dr Chevalier Jackson and his associates in the Bronchoscopic Clinics at the Jefferson and the University Hospitals, Philadelphia.

For Laryngoscopy, Bronchoscopy, Esophagoscopy, Gastroscopy, Pyloroscopy, Duodenoscopy, Retrograde Esophagoscopy, Pleuroscopy, etc. And also for the Diagnosis and Treatment of Diseases of the Lungs, including Trachea and Larynx.

Catalogue on request

The George P. Pilling & Son Co., N. E. Cor. Arch and 23rd Streets, Philadelphia, Pa., U. S. A.

CABLE ADDRESS—"SURGICAL, PHILADELPHIA"