

Meta-analysis

The use of low-glycaemic index diets in diabetes control

D. E. Thomas^{1*} and E. J. Elliott^{1,2,3}

¹Centre for Evidence Based Paediatrics Gastroenterology and Nutrition (CEBPGAN), Sydney Medical School, The University of Sydney, c/o Research Building, The Children's Hospital at Westmead, Locked Bag 4001, Westmead, NSW 2145, Australia

²Discipline of Paediatrics and Child Health, Sydney Medical School, The University of Sydney, Sydney, NSW 2006, Australia

³The Children's Hospital at Westmead, Westmead, NSW 2145, Australia

(Received 19 June 2009 – Revised 22 March 2010 – Accepted 24 March 2010 – First published online 27 April 2010)

The aim of diabetes management is to normalise blood glucose levels since improved blood glucose control is associated with fewer complications. Food affects blood glucose levels; however, there is no universal approach to the optimal diabetic diet and there is controversy about the usefulness of the low-glycaemic index (GI) diet. To assess the effects of low-GI diets on glycaemic control in diabetes, we conducted electronic searches of the Cochrane Library, MEDLINE, EMBASE and CINAHL. We assessed randomised controlled trials (RCT) with interventions >4 weeks that compared a low-GI diet with a higher-GI diet for type 1 or type 2 diabetes. Twelve RCT (*n* 612) were identified. There was a significant decrease in glycated Hb (HbA1c) with low-GI diet than with the control diet, indicating improved glycaemic control (seven trials, *n* 457, weighted mean difference (WMD) -0.4% HbA1c, 95% CI -0.7 , -0.20 , $P=0.001$). In four studies reporting the results for glycaemic control as fructosamine, three of which were 6 weeks or less in duration, pooled data showed a decrease in fructosamine (WMD -0.23 mmol/l, 95% CI -0.47 , 0.00 , $P=0.05$), *n* 141, with low-GI diet than with high-GI diet. Glycosylated albumin levels decreased significantly with low-GI diet, but not with high-GI diet, in one study that reported this outcome. Lowering the GI of the diet may contribute to improved glycaemic control in diabetes.

Glycaemic index: Diabetes mellitus: Diet: Blood glucose: Hb A: Glycosylated albumin

Over 180 million people worldwide have diabetes, and if this health problem is not addressed, it is estimated that this number will more than double by 2030⁽¹⁾. The increasing prevalence of type 2 diabetes is associated with the obesity epidemic, and diagnosis is occurring at increasingly younger ages⁽²⁾. The aim of diabetes management is to normalise blood glucose levels since improved blood glucose control is associated with a reduction in the development and progression of metabolic and other complications including retinopathy, nephropathy, neuropathy and CVD⁽³⁾. Nutritional factors affect blood glucose levels; however, there is currently no universally agreed approach to the dietary management of diabetes⁽⁴⁾. Different carbohydrate (CHO) foods can be ranked by their overall effect on blood glucose levels using the glycaemic index (GI)⁽⁵⁾. By contributing a gradual supply of glucose to the bloodstream, and hence stimulating lower, more sustained insulin release, low-GI foods such as lentils, beans and oats may contribute to improved glycaemic control compared with high-GI foods, such as white bread⁽⁵⁾. Low-GI diets may also increase insulin sensitivity by minimising fluctuations in blood glucose levels and reducing the secretion of insulin over the day⁽⁶⁾.

There is controversy about the utility of a low-GI diet in meal planning for people with diabetes. The authors of one Cochrane systematic review concluded that there were no high-quality data on the efficacy of diet alone for the treatment of type 2 diabetes⁽⁷⁾, but low-GI diets were not considered in that review. In another review, it was concluded that low-GI diets exert a small, but clinically useful, effect on medium-term glycaemic control in diabetes⁽⁸⁾, and other reviews have addressed related health issues^(9–12).

The most recent position statement from the American Diabetes Association maintains that glycaemic control is best attained by monitoring total CHO intake via CHO counting, CHO exchange or experience-based estimation, and that use of a low-GI diet may provide only a modest secondary benefit above consideration of total CHO alone⁽⁴⁾.

The aim of this systematic review was to assess the effects of low-GI diets primarily on glycaemic control (measured by glycated Hb (HbA1c), fructosamine or glycated serum albumin (GSA)) in people with diabetes. It is an updated version of a Cochrane review by the same authors⁽¹³⁾, including a more recent large-scale randomised controlled trial (RCT).

Abbreviations: CHO, carbohydrate; GI, glycaemic index; GSA, glycated serum albumin; HbA1c, glycated Hb; RCT, randomised controlled trial.

* **Corresponding author:** Dr Diana Thomas, fax +61 2 9845 3082, email dianat@chw.edu.au

Methods

Identification of studies

We conducted electronic searches of the Cochrane Library (issue 1, 2009), MEDLINE (1950 to March 2009), EMBASE (1988 to March 2009) and CINAHL (1982 to March 2009). We used a search strategy, with no restriction on language, that included the identification of any relevant systematic reviews and meta-analyses as well as the identification of eligible studies⁽¹³⁾.

Studies eligible for inclusion were RCT with an intervention lasting 4 weeks or longer, which compared a low-GI diet with a higher GI diet for people with diabetes. Studies were excluded if the intervention was only a generalised recommendation to increase the proportion of low-GI foods in the diet without provision of explicit detail; if the intervention was either not directly supervised or well-documented, for example, through the use of food diaries or the provision of food; if there was a co-intervention in the experimental group that was not applied to the control group also; or if the diabetes was already optimally controlled at the start of the study (participants had HbA1c levels <6.5%).

Outcome measures

HbA1c was used as the main measure of glycaemic control (the primary outcome of interest) for studies where the intervention lasted more than 6 weeks. Fructosamine or GSA levels were used, when provided, as the measure of glycaemic control for studies if the intervention lasted 6 weeks or less, since in this time frame, fructosamine or GSA levels are more reliable indicators of glycaemic control than glycation

of Hb^(14,15). The turnover of human serum albumin is much shorter (half-life 14–20 d) than that of Hb (erythrocyte life span 120 d), so the degree of glycation of serum proteins (mostly albumin), indicated by fructosamine or GSA, better reflects the level of glycaemia over short time periods than does glycation of Hb⁽¹⁴⁾. Nevertheless, it has been reported that measurements of total glycated serum protein and GSA correlate well with one another and with measurements of HbA1c⁽¹⁴⁾.

Secondary outcomes of interest included adverse effects, insulin action and quality of life.

Selection of studies

Two reviewers independently reviewed the abstracts from the literature searches to identify potentially eligible studies. Any study that did not fulfil the defined inclusion criteria was eliminated, i.e. it was not an RCT, did not involve people with diabetes, had no comparator, included a co-intervention in only one arm or had an intervention period of <4 weeks (Fig. 1)⁽¹⁶⁾.

Quality assessment

Two reviewers independently assessed the quality of each included trial based on specific criteria^(17,18), namely minimisation of selection bias, attrition bias and detection bias. In dietary intervention studies, blinding of participants and investigators is generally difficult, hence blinding was not included as a quality criterion. Blinding of outcome assessors, where mentioned, was recorded.

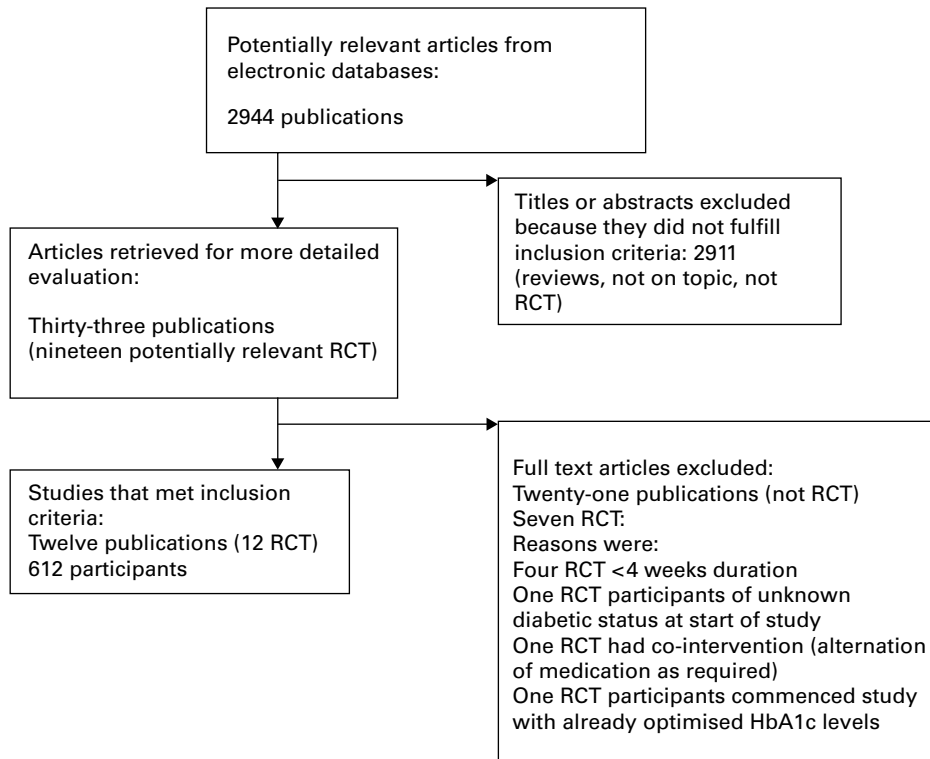


Fig. 1. Adapted quality of reporting of meta-analysis flow chart of study selection. RCT, randomised controlled trials; HbA1c, glycated Hb.

We tested for heterogeneity between trial results using the standard χ^2 test to examine whether any variation in study results could be due to the variation expected by chance alone, with significance level set at $\alpha = 0.1$. Quantification of the effect of heterogeneity was assessed by means of I^2 (19). Publication bias was assessed by examining funnel plot asymmetry(20,21).

Statistical analysis

All data were initially analysed using a fixed effect model. Meta-analysis of trial results was done when appropriate, that is if data were available from more than one trial, and results were sufficiently homogeneous and of sufficient quality. For dichotomous outcomes, we had planned to express effect size in terms of relative risk with 95% CI, but no relevant dichotomous outcomes were reported in the included trials.

Results

Description of studies

From the initial search, 2944 records were identified. From the abstracts of these records, we identified thirty-three papers for examination of the full text. The other studies were excluded because they were not relevant to the question under study in this review; they were duplicate papers; some or all the participants did not have diabetes; they had no control group or no randomisation; they did not compare similar groups; there was a co-intervention that was not applied to both groups or the duration of the intervention was <4 weeks. All twelve studies identified for inclusion in the review were RCT(22–33). They were conducted in Australia(22,23,27,29), Canada(32,33), France(24,31), Italy(26), Mexico(28), Thailand(30) and UK(25). The duration of the dietary intervention ranged from 4(29–31) to 52 weeks(27).

Quality of studies

No trial included in the review reported any significant differences between characteristics of participants in the treatment groups at baseline. Although all the included trials were

described as randomised, only two reported the method of randomisation(25,33). One study reported the method of allocation concealment(33). Eight studies were analysed as intention to treat(22–24,27,30–33). Two studies reported that the assessors were blinded(27,33). In studies that had participants lost to follow-up, reasons were given(25,27–29,33), except in one study(26).

Participants

The twelve included studies involved a total of 612 participants. Three studies had participants with type 1 diabetes(23,26,27), eight studies had participants with type 2 diabetes(22,25,28–33), and one study had participants with either type 1 or type 2 diabetes(24). Two studies involved children, all of whom had type 1 diabetes(23,27).

Interventions

Ten studies compared the low-GI diet to a higher-GI diet(22–26,28–32). In one study, the control diet was a measured CHO exchange diet(27), and in another study, the control diet was a high-cereal fibre diet (Table 1)(33).

Glycaemic control

Data were pooled from the seven studies that reported on HbA1c, the primary outcome of interest, in participants whose HbA1c was not optimised at baseline ($n = 457$)(22,26–28,30,31,33) (Fig. 2). Compared with people who received higher GI diets, there was a significant decrease in % HbA1c levels in people who received low-GI diets, indicating improved glycaemic control in the low-GI group (WMD -0.4% HbA1c, 95% CI $-0.7, -0.2, P=0.001$) (Fig. 2). In the study that compared a low-GI diet with a CHO exchange diet, the mean HbA1c level had decreased significantly by 12 months in the low-GI group than in the CHO exchange group ($P=0.05$)(27). Twice as many participants in the low-GI group (45%) attained acceptable HbA1c levels than participants in the CHO exchange group (22%; $P=0.02$ after adjustment for baseline values).

In the four studies reporting the results for glycaemic control as fructosamine ($n = 141$), three were 6 weeks or less in duration(24,25,29,32). Pooled data showed a decrease in

Table 1. Glycaemic index (GI) of intervention and control diets in the included studies

Study	GI of low-GI diet	<i>n</i>	SE/SD	GI of control diet	<i>n</i>	SE/SD	<i>P</i> *
Collier <i>et al.</i> (23)	68	7	3 SE	82	7	3 SE	<0.005
Brand <i>et al.</i> (22)	77	16	3 SE	91	16	3 SE	<0.01
Fontvieille <i>et al.</i> (24)	38	18	5 SD	64	18	2 SD	<0.001
Wolever <i>et al.</i> (32)	58	6	nr	86	6	nr	nr
Frost <i>et al.</i> (25)	77	30	1 SE	82	30	1 SE	<0.01
Luscombe <i>et al.</i> (29)	43	28	nr	63	28	nr	nr
Giacco <i>et al.</i> (26)	70	29	nr	90	25	nr	nr
Komindr <i>et al.</i> (30)	70	10	nr	100	10	nr	nr
Gilbertson <i>et al.</i> (27)	55	55	5 SD	CHO exchange diet	49		
Jimenez-Cruz <i>et al.</i> (28)	44	36	1 SE	56	36	1 SE	<0.0001
Rizkalla <i>et al.</i> (31)	39	12	1	719	12	1	<0.0001
Jenkins <i>et al.</i> (33)	70	106	nr	84 (high-cereal fibre diet)	104	nr	<0.001

n, Number of participants in group; nr, not reported, CHO, carbohydrate.

* *P*-value relates to the difference in GI between the two diets.

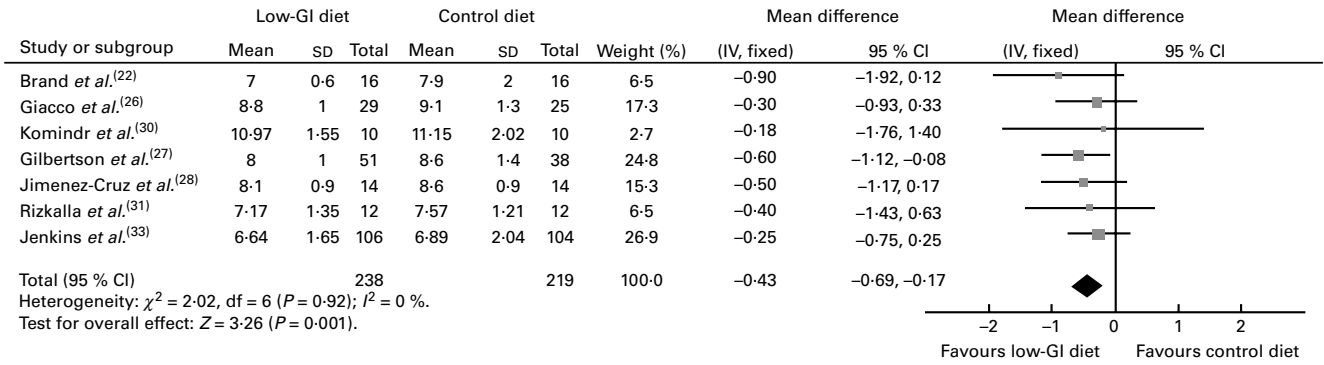


Fig. 2. Change in glycated Hb (% HbA1c) in people with diabetes on low-glycaemic index (GI) diet compared with that in people with diabetes on high-GI or other diet.

fructosamine (WMD -0.23 mmol/l, 95 % CI -0.47 , 0.00 , $P = 0.05$) with a low-GI diet than with a high-GI diet (Fig. 3)^(24,25,29,32).

Glycosylated albumin levels decreased significantly with the low-GI intervention, but not with the high-GI comparison, in the one study that reported this outcome (glycosylated albumin with the low-GI diet was 13.2 (SEM 1.5) to 10.7 (SEM 2.2) %, $P < 0.05$; and with the high-GI diet was 13.1 (SEM 2.3) to 14.6 (SEM 1.9) %, NS)⁽²³⁾.

Adverse effects

Two included trials with participants with type 1 diabetes reported adverse effects^(26,27). In the meta-analysis for episodes of hypoglycaemia, there was heterogeneity ($I^2 = 50.8\%$; $P < 0.05$), possibly due to differing comparison diets, one of which was a high-GI diet⁽²⁶⁾, while the other was a best practice measured CHO exchange diet⁽²⁷⁾, and so the results for the two studies have been reported separately. In one study with participants with type 1 diabetes, where the control diet was a higher-GI diet, episodes of hypoglycaemia were significantly fewer with the low-GI diet than with the control diet (-0.8 episodes, 95 % CI -1.3 , -0.3 , $P < 0.01$)⁽²⁶⁾. In the second study conducted in children with type 1 diabetes, where the control diet was a measured CHO exchange diet, there was no difference in hypoglycaemic episodes⁽²⁷⁾.

However, the proportion of participants who reported more than fifteen episodes of hyperglycaemia per month was significantly lower for the low-GI diet group than for the measured

CHO exchange group (35 v. 66% , $P = 0.006$ after adjustment for baseline values) at 12 months⁽²⁷⁾.

Insulin sensitivity

One included study measured whole body peripheral insulin sensitivity, using an euglycaemic hyperinsulinaemic clamp, and reported insulin sensitivity to be significantly higher after the consumption of the low-GI diet than after that of the high-GI diet⁽³¹⁾.

Quality of life

One trial that was conducted in children reported on quality of life, and found that it was significantly influenced by the type of diet⁽²⁷⁾. In this trial, twice as many parents of those in the low-GI group than of those in the high-GI group stated that their children had no difficulties in selecting their own meals at the 12-month time point (51 v. 24% , $P = 0.01$). Also, almost twice as many parents of those in the low-GI group than of those in the high-GI group reported that diabetes never limited the type of family activities pursued (53 v. 27% , $P = 0.02$).

Follow-up

In the study that reported results at 12-month follow-up, there was a significant decrease in % HbA1c in the low-GI diet group compared with the comparison group who were on measured CHO exchange diets (8.0 (SEM 1.0) v. 8.6 (SEM 1.4) % HbA1c, $P < 0.05$)⁽²⁷⁾.

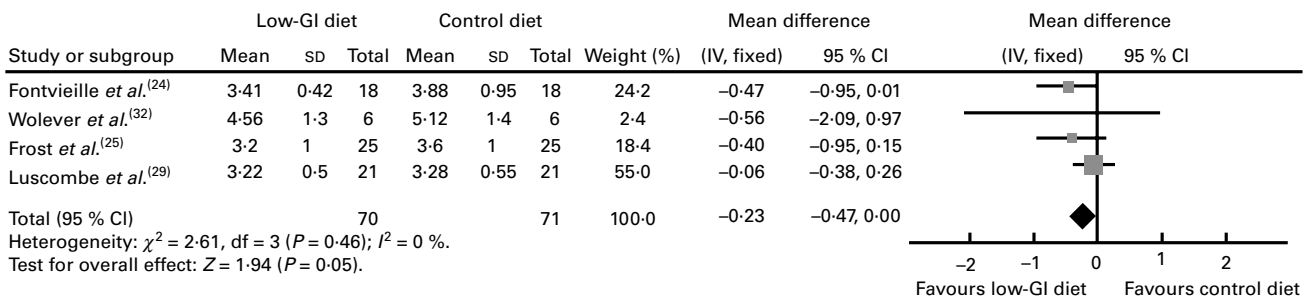


Fig. 3. Change in fructosamine (mmol/l) in people with diabetes on a low-glycaemic index (GI) diet compared with that in people with diabetes on a high-GI or other diet.

Discussion

This review provides evidence that low-GI diets can significantly improve diabetic control in less than optimally controlled people with diabetes. Low-GI diets lower % HbA1c levels by 0.4% compared with comparison diets. This decrease is clinically significant, and is comparable to the decrease achieved through medications for newly diagnosed type 2 diabetes^(34,35). In the industry guide on diabetes drug development, the US Department of Health⁽³⁶⁾ states that a 0.3% reduction in HbA1c is clinically meaningful. Improvements of this size have been associated with a reduction in the risk of microvascular complications⁽³⁾. The UK Prospective Diabetes Study Group found that any reduction in HbA1c was likely to reduce the risk of complications, and that each 1% reduction in HbA1c was associated with a reduction in risk of 21% (95% CI 17, 24%, $P < 0.0001$) for any end point related to diabetes and a reduction in risk of 37% (95% CI 33, 41%, $P < 0.0001$) for microvascular complications⁽³⁾.

Two studies were conducted in children, all of whom had type 1 diabetes. Studies conducted in children with longer follow-up periods would be useful to determine the impact of low-GI diets on both overall quality of life and long-term glycaemic control.

Although all the included studies were RCT, some had methodological limitations including failure to report on allocation concealment and lack of outcome assessor blinding. Participants in the included trials were both adults and children with diabetes, suggesting that the results would be relevant to a broad spectrum of age groups in other similar communities. Studies included people with either type 1 or type 2 diabetes, or both, and hence the results of the review have relevance to both types of diabetes. None of the trials were conducted in developing countries.

Two studies included in the meta-analysis compared a low-GI diet to other treatment diets: a measured CHO exchange diet⁽²⁷⁾ and a high-cereal fibre diet⁽³³⁾. Even with these studies included, the meta-analysis showed that the low-GI diet improved HbA1c levels compared with comparison diets. In the study that compared a low-GI diet with a measured CHO exchange diet, involving children with type 1 diabetes⁽²⁷⁾, twice as many participants in the low-GI group than those in the CHO exchange group exhibited acceptable HbA1c levels at 12 months without any increase in the rate of hypoglycaemic occurrences. Hence, even when compared to a measured CHO exchange diet, the low-GI diet resulted in greater improvement in glycaemic control.

Although insulin is the mainstay of treatment for type 1 diabetes, our review suggests that a low-GI diet can be a useful adjunctive treatment, as it improved HbA1c levels in both the studies conducted in children with type 1 diabetes^(23,27).

In type 2 diabetes, insulin sensitivity was affected by the GI of the diet, significantly increasing in the low-GI group than in the high-GI group⁽³¹⁾. This improvement may benefit patients with diabetes by lessening, or even avoiding, their requirement for medication. In a study where medications were adjusted as necessary, significantly less diabetic medication was required in people with type 2 diabetes on the low-GI diet than in those on the American Diabetes Association-recommended diet to achieve equivalent control of HbA1c levels⁽³⁷⁾.

Low-GI diets have also been reported as causing greater weight loss in overweight or obese people compared with control diets, as well as improving lipid profiles. Low-GI diets resulted in significant decreases in body mass, total fat mass, BMI, total cholesterol and LDL-cholesterol compared with control diets⁽³⁸⁾.

Further research should investigate the effect of incorporating low-GI diets into the lifestyles of people with diabetes, because there is some indication that these diets may improve quality of life⁽²⁷⁾. There is evidence to support the use of a low-GI diet as a long-term maintenance diet. A recent study conducted in participants with type 2 diabetes and optimised HbA1c levels at baseline showed that maintenance of steady HbA1c levels and sustained reductions in both postprandial glucose and C-reactive protein were more often achieved in participants on a low-GI diet than in controls at 12 months⁽³⁹⁾. Studies with longer follow-up periods are required to determine the feasibility of incorporating a low-GI diet as part of a lifestyle, and the potential benefits for quality of life and long-term glycaemic control.

Lowering the GI of the diet appears to be an effective method to improve glycaemic control in diabetes, and should be considered as part of the overall strategy of diabetes management.

Acknowledgements

E. J. E. is supported by an Australian National Health and Medical Research Council Practitioner Fellowship (ID 457084). We thank Professor Chris Cowell, Head of Endocrinology, the Children's Hospital at Westmead, for expert clinical advice; Samantha Clarke, Acting Head Diabetes Dietitian, the Children's Hospital at Westmead, for assistance in the trial search and Sunita Chauhan for development of the search strategy. There is no known potential conflict of interest. Both authors have contributed to the writing of the manuscript. This paper is based on a Cochrane review by the authors published in the Cochrane Library (www.thecochranelibrary.com), and includes more recent evidence. Cochrane reviews are regularly updated as new evidence emerges and in response to feedback.

References

1. World Health Organization (2009) <http://www.who.int>. Ref type: electronic citation.
2. Silink M (2002) Childhood diabetes: a global perspective. *Horm Res* **57**, Suppl. 1, 1–5.
3. Stratton IM, Adler AI, Neil AW, *et al.* (2000) Association of glycaemia with macrovascular and microvascular complications of type 2 diabetes (UKPDS 35): prospective observational study. *BMJ* **321**, 405–412.
4. American Diabetes Association (2008) Nutrition recommendations and interventions for diabetes. *Diabetes Care* **31**, S61–S78.
5. Jenkins DJ, Wolever TM, Taylor RH, *et al.* (1981) Glycemic index of foods: a physiological basis for carbohydrate exchange. *Am J Clin Nutr* **34**, 362–366.
6. Crapo PA, Reaven G & Olefsky J (1977) Postprandial plasma-glucose and -insulin responses to different complex carbohydrates. *Diabetes* **26**, 1178–1183.

7. Nield L, Moore HJ & Hooper L, *et al.* (2007) Dietary advice for treatment of type 2 diabetes mellitus in adults. *The Cochrane Database of Systematic Reviews 2007*, issue 3, CD004097.
8. Brand-Miller JC, Hayne S, Petocz P, *et al.* (2003) Low-glycemic index diets in the management of diabetes: a meta-analysis of randomized controlled trials. *Diabetes Care* **26**, 2261–2267.
9. Anderson JW, Randles KM, Kendall CW, *et al.* (2004) Carbohydrate and fiber recommendations for individuals with diabetes: a quantitative assessment and meta-analysis of the evidence. *J Am Coll Nutr* **23**, 5–17.
10. Kelly S, Frost G & Whittaker V, *et al.* (2004) Low glycaemic index diets for coronary heart disease. *The Cochrane Database of Systematic Reviews 2004*, CD004467.
11. Livesey G, Taylor R, Hulshof T, *et al.* (2008) Glycemic response and health a systematic review and meta-analysis: relations between dietary glycemic properties and health outcomes. *Am J Clin Nutr* **87**, 258S–268S.
12. Opperman AM, Venter CS, Oosthuizen W, *et al.* (2004) Meta-analysis of the health effects of using the glycaemic index in meal-planning. *Br J Nutr* **92**, 367–381.
13. Thomas D & Elliott EJ (2009) Low glycaemic index, or low glycaemic load, diets for diabetes mellitus. *The Cochrane Database of Systematic Reviews 2009*, issue 1, CD006296.
14. Goldstein DE, Little RR, Lorenz RA, *et al.* (2004) Tests of glycemia in diabetes. *Diabetes Care* **27**, S91–S93.
15. Winocour P, Bhatnagar D, Kalsi P, *et al.* (1988) Relative clinical usefulness of glycosylated serum albumin and fructosamine during short-term changes in glycemic control in IDDM. *Diabetes Care* **12**, 665–672.
16. Moher D, Cook DJ, Eastwood S, *et al.* (1999) Improving the quality of reports of meta-analyses of randomised controlled trials: the QUOROM statement. Quality of reporting of meta-analyses. *Lancet* **354**, 1896–1900.
17. Jadad AR, Moore RA, Carroll D, *et al.* (1996) Assessing the quality of reports of randomized clinical trials: is blinding necessary? *Control Clin Trials* **17**, 1–12.
18. Schulz KF, Chalmers I, Hayes RJ, *et al.* (1995) Empirical evidence of bias. Dimensions of methodological quality associated with estimates of treatment effects in controlled trials. *JAMA* **273**, 408–412.
19. Higgins JPT & Thompson SG (2002) Quantifying heterogeneity in a meta-analysis. *Stat Med* **21**, 1539–1558.
20. Cooper H & Hedges LV (1994) *The Handbook of Research Synthesis*, 2nd ed. New York: Russell Sage Foundation.
21. Tang JL & Liu JL (2000) Misleading funnel plot for detection of bias in meta analysis. *J Clin Epidemiol* **53**, 477–484.
22. Brand JC, Colagiuri S, Crossman S, *et al.* (1991) Low-glycemic index foods improve long-term glycemic control in NIDDM. *Diabetes Care* **14**, 95–101.
23. Collier GR, Giudici S, Kalmusky J, *et al.* (1988) Low glycemic index starchy foods improve glucose control and lower serum cholesterol in diabetic children. *Diabetes Nutr Metab* **1**, 11–19.
24. Fontvieille AM, Rizkalla SW, Penformis A, *et al.* (1992) The use of low glycaemic index foods improves metabolic control of diabetic patients over five weeks. *Diabet Med* **9**, 444–450.
25. Frost G, Wilding J & Beecham J (1994) Dietary advice based on the glycaemic index improves dietary profile and metabolic control in type 2 diabetic patients. *Diabet Med* **11**, 397–401.
26. Giacco R, Parillo M, Rivellese AA, *et al.* (2000) Long-term dietary treatment with increased amounts of fiber-rich low-glycemic index natural foods improves blood glucose control and reduces the number of hypoglycemic events in type 1 diabetic patients. *Diabetes Care* **23**, 1461–1466.
27. Gilbertson HR, Brand-Miller JC, Thorburn AW, *et al.* (2001) The effect of flexible low glycemic index dietary advice versus measured carbohydrate exchange diets on glycemic control in children with type 1 diabetes. *Diabetes Care* **24**, 1137–1143.
28. Jimenez-Cruz A, Bacardi-Gascon M, Turnbull WH, *et al.* (2003) A flexible, low-glycemic index Mexican-style diet in overweight and obese subjects with type 2 diabetes improves metabolic parameters during a 6-week treatment period. *Diabetes Care* **26**, 1967–1970.
29. Luscombe ND, Noakes M & Clifton PM (1999) Diets high and low in glycemic index versus high monounsaturated fat diets: effects on glucose and lipid metabolism in NIDDM. *Eur J Clin Nutr* **53**, 473–478.
30. Komindr S, Ingsriswang S, Lerdvuthisophon N, *et al.* (2001) Effect of long-term intake of Asian food with different glycemic indices on diabetic control and protein conservation in type 2 diabetic patients. *J Med Assoc Thai* **84**, 85–97.
31. Rizkalla SW, Taghrif L, Laromiguiere M, *et al.* (2004) Improved plasma glucose control, whole-body glucose utilization, and lipid profile on a low-glycemic index diet in type 2 diabetic men: a randomized controlled trial. *Diabetes Care* **27**, 1866–1872.
32. Wolever TM, Jenkins DJ, Vuksan V, *et al.* (1992) Beneficial effect of low-glycemic index diet in overweight NIDDM subjects. *Diabetes Care* **15**, 562–564.
33. Jenkins D, Kendall CW & McKeown-Eyssen G (2008) Effect of a low-glycemic index or a high-cereal fiber diet on type 2 diabetes: a randomized trial. *JAMA* **300**, 2742–2753.
34. Holman RR, Cull CA & Turner RC (1999) A randomized double-blind trial of acarbose in type 2 diabetes shows improved glycemic control over 3 years (U.K. Prospective Diabetes Study 44). *Diabetes Care* **22**, 960–964.
35. Anonymous (1995) United Kingdom Prospective Diabetes Study Group, UKPDS 13: relative efficacy of randomly allocated diet, sulphonylurea, insulin or metformin in patients with newly diagnosed non-insulin dependent diabetes followed for three years. *BMJ* **310**, 83–88.
36. U.S. Department of Health and Human Services, Guidance for industry: diabetes mellitus: developing drugs and therapeutic biologics for treatment and prevention. <http://www.fda.gov/cder>. Ref Type: electronic citation.
37. Ma Y, Olendzki BC, Merriam PA, *et al.* (2008) A randomized clinical trial comparing low-glycemic index versus ADA dietary education among individuals with type 2 diabetes. *Nutrition* **24**, 45–56.
38. Thomas D & Elliott EJ (2007) Low glycaemic index, or low glycaemic load, diets for obesity. *The Cochrane Database of Systematic Reviews 2007*, issue 3, CD005105.
39. Wolever TM, Gibbs AL, Mehling C, *et al.* (2008) The Canadian trial of carbohydrates in diabetes (CCD), a 1-y controlled trial of low-glycemic-index dietary carbohydrate in type 2 diabetes: no effect on glycosylated hemoglobin but reduction in C-reactive protein. *Am J Clin Nutr* **87**, 114–125.