

# The Journal of Laryngology and Otology

EDITED BY  
SIR GEOFFREY BATEMAN

ASSISTANT EDITOR  
JOHN BALLANTYNE

## Contents

Theodore Billroth: The first laryngectomy for cancer Tonsillectomy <i>à chaud</i> . . . . .	N. F. WEIR 1161 ✓ PER BONDING 1171 ✓
Density of mucous glands in various sequelae to otitis media . . . . .	M. Tos and K. BAK-PEDERSEN 1183 ✓
Cartilage homografts in the middle ear: a long-term histological study . . . . .	A. G. KERR, J. E. T. BYRNE and G. D. L. SMYTH 1193 ✓
Ceruminoma of external ear: A clinical pathological study of three cases. . . . .	T. RAMADASS and C. SATYANARAYANA 1201 ✓
Fine-needle aspiration biopsy of tumours of head and neck . . . . .	JENS THOMSEN, JENS CHR. ANDREASSEN and C. BANGSBO 1211 ✓ U. C. G. ENZELL and A. W. JONES 1217 ✓
Rhinosporeidiosis in Uganda . . . . .	ALAN WARDALE 1225 ✓
Clinical records—	
Bilateral otosclerosis of the stapedius tendon . . . . .	P. M. SHENOI 1229 ✓
Cavernous haemangioma of the inferior turbinate: a rare cause of haemoptysis . . . . .	R. PYKE, J. R. COPE and R. DOSHI 1233 ✓
Fibrous dysplasia mimicking intra-cranial tumour . . . . .	KATHLEEN P. HEIDEL- BERGER and JOHN G. BATSAKIS 1239 ✓
Mucoepidermoid carcinoma of the tongue . . . . .	R. PYKE, D. G. WILKINS and R. GREENBAUM 1243 ✓
Local anaesthesia combined with diazepam for nasal surgery . . . . .	A. D. CHEESMAN 1249 ✓
Experience with the use of intravenous diazepam in outpatient procedures . . . . .	1253
General notes . . . . .	1255
Index . . . . .	

Headley Brothers Ltd  
Ashford, Kent



# The Journal of Laryngology and Otology

(FOUNDED in 1887 by MORELL MACKENZIE and NORRIS WOLFENDEN)

EDITED BY  
SIR GEOFFREY BATEMAN

ASSISTANT EDITOR  
JOHN BALLANTYNE

---

1. Original articles which have not been published elsewhere are invited and should be sent to the Editor. They are considered for publication on the understanding that they are contributed to this *Journal* solely. Reproduction elsewhere, in whole or in part, is not permitted without the previous written consent of the Author and Editor and the customary acknowledgement must be made.

2. Manuscripts should be typewritten, on one side only of the paper, and well spaced. Captions to illustrations should be typed on a separate sheet and sent at the same time as original photographs, etc.

The Harvard system of recording references should be used, e.g. GREEN, C., and Brown, D. (1951), *Journal of Laryngology and Otology*, 65, 33. The titles of all Journals should be given without abbreviation.

It is most important that authors should verify personally the accuracy of every reference before submitting a paper for publication.

3. Galley proofs and engraver's proofs of illustrations are sent to the author. Corrections, which should be kept to a minimum, must be clearly marked, and no extra matter added. Proofs should be returned within 5 days.

4. Illustration blocks will normally be held by the Printers for three years, after which they will be destroyed. Any author is entitled to have these returned to him, but a request for this must be sent within three years of the appearance of the article, to HEADLEY BROTHERS LTD., The Invicta Press, Ashford, Kent. Coloured illustrations will be charged to authors, unless a special grant is authorized by the Editor.

5. Orders for reprints must be sent when returning galley proofs, and for this purpose special forms are supplied.

6. Editorial communications may be addressed to THE EDITOR, *Journal of Laryngology*, c/o HEADLEY BROTHERS LTD., The Invicta Press, Ashford, Kent.

7. The annual subscription is £8 (eight pounds sterling) post free: U.S.A. \$23 post free, and payable in advance.

8. Single copies of current or back numbers (when available) will be on sale at £1 (including postage) each.

9. All subscriptions, advertising and business communications should be sent to the publishers, or subscription agents.


**HEADLEY BROTHERS LTD.**

The INVICTA PRESS, ASHFORD, Kent.

© *Journal of Laryngology and Otology Ltd.*, 1973

# AMPLIVOX 84

The successor to  
the world's most widely used  
clinical Audiometer.



Take a look at all the advantages you get  
with this superb audiometer.

- Pure tone at eleven frequencies—now including 750 Hz
  - Bone conduction at eight frequencies
  - Narrow band masking via insert and headphones
  - Automatic presentation
  - ISO specification
  - Trimpot calibration
  - Continuously variable second channel for ABLB (Fowler) recruitment test
  - Tone decay test
  - Illuminated patient's signal
- PLUS** Calibrated speech audiometry via microphone or tape.

Write now for illustrated brochure to:

**AMPLIVOX HEARING CONSERVATION LTD**

Beresford Avenue, Wembley, Middx. HAO 1RU. Phone: 01-902 8991

# Squamous cell carcinomas of the head and neck often respond to Bleomycin Lundbeck

Bleomycin may be of value, either alone (1,2,3) or in combination with radiation (4,5) in the treatment of tumours affecting the mouth, nasopharynx and paranasal sinuses, larynx or oesophagus. Well differentiated tumours usually respond better than anaplastic ones.

Bleomycin has:

No toxic effect on the bone marrow.

No immunosuppressive action.

There have been no reports of cross resistance with other currently used oncolytic drugs.

Dose: 15mg-30mg intramuscularly or intravenously to a total dose of up to 300mg depending on factors including the condition to be treated and the age of the patient.

Adverse reactions: Side effects which may occur include fever, anorexia, tiredness, nausea and the development of lesions of the skin or oral mucosa. Interstitial pneumonia may occur during, or occasionally after, a course of treatment. This condition may on occasions develop into fatal pulmonary fibrosis, but such an occurrence is rare on recommended doses. Patients undergoing treatment should have chest X-rays taken weekly.

References: (1) Brit. Med. J. (1970) 2, 643-645 (2) Brit. Med. J. (1972) 4, 635-638 (3) Med. J. of Australia (1972) 2, 246-249 (4) Eur. J. of Cancer (1972) 8, 531-534 (5) Tid. for Norske Laeg. (1972) 92, 2247-2250

The supply of bleomycin is restricted to centres with special experience in the chemotherapy of malignant disease.

Product Licence (No. 0458/0009) held by

**LUNDBECK LIMITED**  
The Green, Welwyn, Herts.  
Telephone: Welwyn 6601

The Lundbeck logo is a stylized, handwritten-style script of the word "Lundbeck". The letters are connected and have a fluid, cursive appearance. The 'L' is particularly large and prominent.

Made in Japan by Nippon Kayaku Co.

Further information is available on request.

**a name you  
can rely on**

**PETERS**

**Designers and manufacturers of audiological instruments for  
clinics, hospitals, schools and factories all over the world.**

**For further information, complete this coupon and post it to  
Peters Head Office: 55 Clarkehouse Road, Sheffield S10 2LE**

- ✻ Please send me details of your AP5 & AP6 Clinic Audiometers
- ✻ Please arrange a demonstration of your AP5 & AP6 Clinic Audiometers

NAME \_\_\_\_\_

ADDRESS \_\_\_\_\_

TELEPHONE \_\_\_\_\_ POSITION \_\_\_\_\_

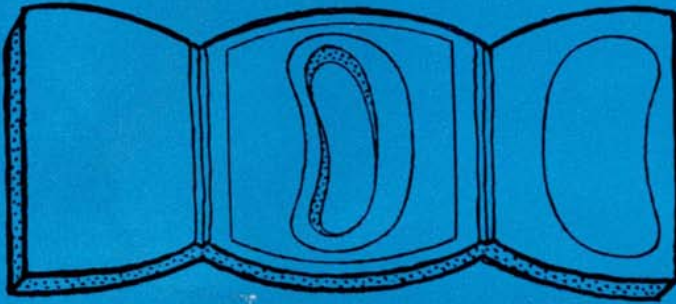


**A Peters AP6 Clinic Audiometer with Synchronous Masking**



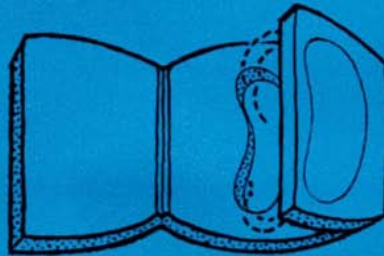


# SHAH POST-OPERATIVE EAR PAD



## ADVANTAGES:

- Self Adhesive.
- Simple to apply.
- For use on either ear.
- Individually packed.
- Sterile
- Disposable

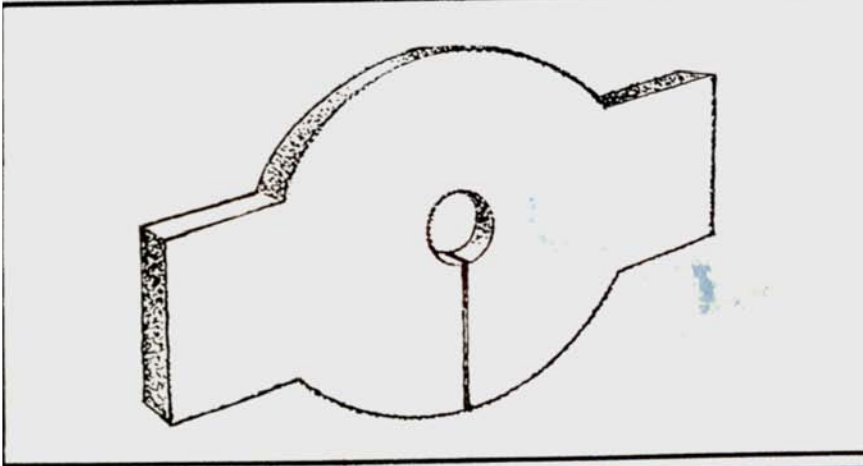


*Full details available on request*

**DOWN BROS. AND MAYER & PHELPS LIMITED  
CHURCH PATH, MITCHAM, SURREY, ENGLAND**



**SHAH DISPOSABLE  
TRACHEOSTOMY  
DRESSING**



**ADVANTAGES**

Simple, soft, light, pliable, does not  
fray, does not stick, easy to apply.  
Individually sterile packed.  
Disposable.  
Used for all patients.

*Full details and samples available on request*

**Down Bros and Mayer & Phelps Limited**  
CHURCH PATH      MITCHAM      SURREY      CR4 3UE

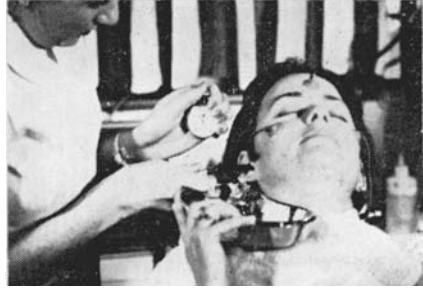
# UNRIVALLED VERTIGO DIAGNOSIS

## Series 3050 Electronystagmograph

The series 3050 Electronystagmograph is the most notable advance in the field of vertigo diagnosis to date. This portable, compact unit provides new high definition fine line recordings from direct writing heated stylus, easy chart loading with minimal chart waste, and dual speed drive, 5 and 10 mm per sec. Nystagmus duration and intensity are recorded free of distortion or artifact thanks to highly stable, high performance circuitry. Patient safety stringently observed.

The 3050 electronystagmograph is another product of Watson Victor's long experience — it's fully transistorised and measures a most compact 12" x 12" x 5". Power requirements: 240 Volt 50Hz or 110 Volt 60Hz. This includes the powering of inbuilt calibration lights.

U.K. Distributors: **AMPLIVOX**  
Beresford Ave, Wembley, Middlesex, England.



### AMPLIVOX



Beresford Ave.,  
Wembley,  
Middlesex,  
England.

Please forward me  
further information  
on the Cardiotrace  
3050 Electro-  
nystagmograph

Name .....

Address .....

SPS9.411.486A

# THE LARYNGOSCOPE

A Monthly Journal  
devoted to the disease of  
EAR, NOSE AND THROAT

*Official organ for the American Laryngological  
Rhinological and Otological Society*

Price \$25.00 per year      Canada \$27.00 per year  
Foreign \$27.00 per year

ESTABLISHED 1896

JOSEPH H. OGURA, M.D.  
EDITOR

222 FINE LAKE ROAD, COLLINSVILLE,  
ILLINOIS 62234



# Are you sitting comfortably?

Then we'll begin.

When an organisation like Carl Zeiss turn their attention to the problem of designing an apparently simple thing like an operating chair you can be sure the result will be rather superior.

And it is.

Two models are available as illustrated with a different base if the foot switching facility is not needed. Both are very stable working platforms.

**Carl Zeiss (Oberkochen) Ltd**  
 Degenhardt House  
 31-36 Foley Street London W1P 8AP  
 Telephone 01-636 8050

**ZEISS**



- 1 Three foot operated cross-switches for 12 functions. (For motorized control of Operating Microscopes with ceiling unit, motorized stands etc.)
- 2 Seat adjustable for height with foot plate.
- 3 Arm rests adjustable for width, height, inclination, 360° rotatable, side tilt  $\pm 70^\circ$ , and can be moved forwards or backwards  $\pm 180$ mm.
- 4 All cables neatly routed away outside field of work activity with automatic reeling.
- 5 Back rest adjustable for height and rotatable.
- 6 All body contact surfaces padded, removable and washable. Arm rests can be sterilized.
- 7 Easily movable on braked rollers.
- 8 Superbly comfortable.

# OTO-, RHINO-, LARYNGOLOGY

**4,000 CURRENT ABSTRACTS IN 10 FULLY INDEXED ISSUES A YEAR**

*All abstracts are classified under the following headings:*

- |                                 |                                      |
|---------------------------------|--------------------------------------|
| 1. GENERAL ASPECTS; SKULL       | 16. NASOPHARYNX                      |
| 2. FACE AND LIPS                | 17. NASAL SINUSES                    |
| 3. MOUTH                        | 18. EXTERNAL EAR                     |
| 4. TONGUE                       | 19. MIDDLE EAR                       |
| 5. SALIVARY GLANDS              | 20. INTERNAL EAR; PETROUS BONE       |
| 6. NECK                         | 21. OTOSCLEROSIS                     |
| 7. OROPHARYNX                   | 22. MENIERE DISEASE                  |
| 8. HYPOPHARYNX AND ESOPHAGUS    | 23. FACIAL NERVE                     |
| 9. LARYNX AND EPIGLOTTIS        | 24. VESTIBULAR SYSTEM                |
| 10. TRACHEA                     | 25. CEREBELLOPONTINE ANGLE<br>TUMORS |
| 11. BRONCHI, LUNGS, MEDIASTINUM | 26. HEARING                          |
| 12. OLFATORY SYSTEM             | 27. SPEECH DISORDERS                 |
| 13. EXTERNAL NOSE               | 28. PHONIASTRICS                     |
| 14. NASAL CAVITY                | 29. ANESTHESIA                       |
| 15. NASAL SEPTUM                |                                      |

*Annual subscription rate: US \$ 68.50 / Dfl. 215.00*

*Specimen copies will be sent on request.*

*Quotation on back volumes will be provided on request.*

**Excerpta Medica P.O. Box 211, Amsterdam, The Netherlands**

## order form

Please send this order form to  
Excerpta Medica, P.O. Box 211,  
Amsterdam, The Netherlands

- Please enter my subscription to:  
OTO-, RHINO-, LARYNGOLOGY  
Annual subscription rate US \$ 68.50 / Dfl. 215.00
- Please send me a specimen copy
- Cheque enclosed .....  Please bill me

NAME: .....

ADDRESS: .....

5011 EM

Please mention *The Journal of Laryngology and Otology* when replying to advertisements

# MODERN TECHNIQUES OF VOCAL REHABILITATION

MORTON COOPER, Ph.D.



**"This book is superb."**

**Lawrence Pleet, M.D.**, *Otolaryngologist, Clinical Instructor, Department of Head and Neck Surgery, University of California at Los Angeles School of Medicine*

**"... a comprehensive and fine review of voice disorders and vocal rehabilitation."**

**Benjamin M. Kagan, M.D.**, *Director of Division of Pediatrics, Cedars of Lebanon Hospital, Professor of Pediatrics, UCLA School of Medicine*

**"... an unusually clear and comprehensive text ..."**

**David Rubin, Ph.D., M.D.**, *Clinical Professor of Physical Medicine and Rehabilitation at the University of Southern California Medical School*

**"This book should be in the hands of every thoughtful psychotherapist!"**

**John Warkentin, Ph.D., M.D.**, *Psychiatrist, Atlanta Psychiatric Clinic, Atlanta, Georgia*

These are just a few of many enthusiastic reviews of Doctor Cooper's new book, MODERN TECHNIQUES OF VOCAL REHABILITATION. Here is a fresh approach to vocal rehabilitation which is an outgrowth of ten years of clinical experience with over 1400 dysphonic patients. Detailed is a practical therapeutic approach which combines direct voice therapy to alleviate and/or eliminate the dysphonia, vocal education to gain insight into the vocal myths surrounding the speaking voice, and vocal psychotherapy to alter the vocal image and vocal role. Examples of topics discussed are: symptoms and causes of voice disorders, therapy for specific functional and organic dysphonias, and observations and results of vocal rehabilitation.

**"... his therapeutic results are impressive enough to command the attention of his colleagues and all others interested in the management of vocal disorders."**

*From the Foreword*

**Henry J. Rubin, M.D.**, *Senior Attending, Department of Otolaryngology, Cedars-Sinai Medical Center, Los Angeles; Assistant Clinical Professor, University of California at Los Angeles School of Medicine*

We echo the opinions expressed in these reviews and add that this book should be in the library of informed speech therapists, physicians, psychologists, and other specialists.

Truly an outstanding and unique new work!

'73, 360 pp., 5 il., \$12.95.

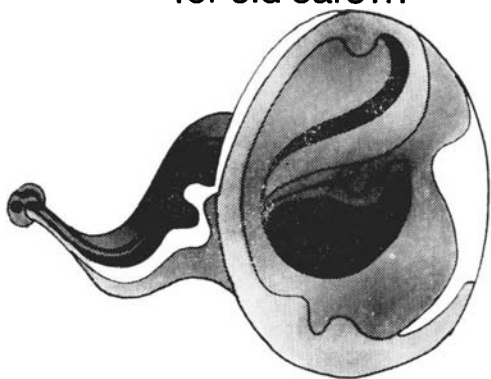
---

CHARLES C THOMAS · PUBLISHER 301-327 East Lawrence Avenue SPRINGFIELD · ILLINOIS 62717

---

Please mention *The Journal of Laryngology and Otology* when replying to advertisements


for old ears...



for cold ears...



for musical ears...



for mysterious ears...



for medical ears...




for patient ears...

Anti-infective/anti-inflammatory, OTOSPORIN\*  
Drops contain polymyxin B sulphate, neomycin  
sulphate and hydrocortisone.  
Supplied in dropper bottles of 5 ml.

\*Trade Mark

Full information is  
available on request.



# OTOSPORIN clears infected ear.



Burroughs Wellcome & Co. (The Wellcome Foundation Ltd.) Berkhamsted, Herts.

