

Rapid Thermal Processing


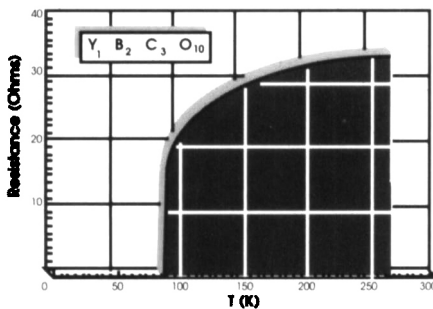
Superconductors CVD-MOCVD Annealing-Oxidation

Process Products offers a series of Rapid Thermal Modules. These high quality modules are capable of handling multiple processes. Various options allow for process flexibility. Call for more information at (508)689-3828 or FAX (508) 686-5847.

Available features and capabilities include:

- Reduced Pressure (1×10^{-6} Torr)
- Mass Flow Gas Controllers
- Overpressure
- I/R Temperature Sensing/Control
- Variable Ramps and Dwells
- Turbo/Cryo Pump (1×10^{-6} Torr)
- Toxic Gas Handling
- Multiple Profiles-Ramps and Dwells
- 100% H₂ Atmosphere
- Temperature Range 100 - 1400°C
- Closed Loop Control
- Microprocessor Controls
- Ramp Rate 0.1 - 300°C/sec

See us at MRS Spring Show Booth #503



PROCESS PRODUCTS
CORPORATION

37 Flagship Dr., N. Andover, MA 01845 USA

Carnegie Mellon Awarded NSF Funds for Magnetic Data Storage Research Center

Carnegie Mellon University, Pittsburgh, Pennsylvania, was recently awarded funding by the National Science Foundation to establish a center for research on magnetic and magneto-optical recording technologies used for data storage in future high performance computer systems, high definition television, and audio and video recording.

The Data Storage Systems Center, one of 19 NSF Engineering Research Centers and the second such facility to be awarded to Carnegie Mellon, will be funded at \$1.97 million the first year. Funding over the next five years could reach as much as \$14.6 million, with Carnegie Mellon contributing an additional \$1.7 million in capital equipment funds over the same period.

The Center will incorporate Carnegie Mellon's industrially funded Magnetics Technology Center (MTC), which was established in 1983. Researchers at the MTC, which is funded at more than \$3 million annually, now work with 16 companies sponsoring research on magnetics.

According to the Center's director, electrical and computer engineering professor Mark H. Kryder, the NSF support will bring about a long-term, focused research program not possible with industrial funding alone. "Though a lot has been written recently about the semiconductor business going to Japan and threatening the U.S. computer industry, the data storage business is equally as critical," he said. According to Kryder, the data storage business generated \$40 in sales in 1987 and represents and even larger segment of the computer industry than semiconductors.

The Center's initial goal is to produce disk drives by 1994 with storage densities more than 25 times greater than those operating today. The specific goal is to achieve storage of over 10 gigabytes of information on a 3.5-inch disk drive. Longer term goals include advances of another factor of 25 beyond the initial target.

According to Carnegie Mellon Provost Angel G. Jordan, the Center will also fill an important educational need. The current output of students with master's and doctor's degrees in the field is less than 25% of U.S. industrial requirements, said Jordan. The Center, which will ultimately have 28 faculty, 65 graduate students, and another 26 scientists and postdoctoral research, will provide the necessary training ground, he said.

The Center will also reflect the strength of the university's interdisciplinary approach to research. Seven department will

contribute expertise to the new Center, including Electrical and Computer Engineering, Mechanical Engineering, Computer Science, Physics, Chemistry, Chemical Engineering, and Metallurgical Engineering and Materials Science.

Few U.S. universities are doing research in data storage. In addition to Carnegie Mellon, only the University of California at San Diego, University of Santa Clara, University of Minnesota, and University of Arizona have announced centers for work in this area. In Japan, said Director Kryder, magnetics research at universities is as widespread as research on semiconductors is in the United States.

BRITE/EURAM II Program Announced

The budget for a new BRITE/EURAM program was announced following a European Community Council meeting in Brussels, December 15, 1989. The program is aimed at encouraging international collaborative research and development in industrial technologies and advanced materials among European industrial, government and university sectors.

The new program follows BRITE/EURAM I, which unified two separate efforts—Basic Research on Industrial Technologies for Europe and European Research on Advanced Materials. The unified effort attracted more than 8,400 participating groups and funded nearly 2,000 research proposals.

Calls for proposals will continue for BRITE/EURAM I through mid-1990 and in 1991, with budgets of 125 million ECU each year. BRITE/EURAM II will run in parallel, starting the first call for proposals in 1991. During 1990 the European Community Council will determine the major research areas to be supported and announce the program toward the end of the year. The budget, 577 million ECU, has already been decided and, compared with the 450 million ECU earmarked for BRITE/EURAM I, shows a solid increase in the European interest in materials research.

I. W. B.

Quasicrystals Confirmed

Researchers at AT&T Bell Laboratories have confirmed the existence of quasicrystals by obtaining the first images and accurate measurements of the atomic structure of the novel, synthetic metal compounds. The breakthrough hinged on advances in materials processing, which yielded high-quality crystals for the first time.

Using a scanning tunneling microscope, Russell Becker, with colleagues Refik Kortan, Fred Thiel and Ho Sou Chen, was able


ALL MICROSCOPISTS DESERVE OPTIMUM PERFORMANCE. ICS OPTICS FROM CARL ZEISS.

ICS optics (Infinity Color-corrected System) are an advanced series of newly-calculated, highly-corrected microscope objectives with infinite image distance. But there is more. ICS optics are integrated into the new series of Zeiss microscopes as fully optimized systems. From the light source to the objectives, eyepieces or camera – everything is in perfect harmony. That is what makes the difference between ICS optics and other optical systems, and what guarantees new levels of image quality and resolution.

Brighter images with higher resolution.

The Zeiss Plan-Neofluar and Planapochromat ICS objectives provide perfectly sharp images, flat from edge to edge, with incredible color fidelity, brightness, resolution and contrast.

The intermediate image is fully corrected due to the unique objective and tube lens combination patented by Zeiss. This innovation optimizes objectives with infinite image distance and sets Zeiss ICS optics apart from all others. The difference in image quality is real and important to all microscopists.



Change contrasting methods quickly without compromising image quality.

Contrast-enhancing components are integrated in the new series of Zeiss microscopes without the need for additional image-forming optical components. The result: you can change

techniques with great ease, from brightfield to darkfield, from phase contrast to polarized light, from DIC to fluorescence, without loss of image quality or resolution or reduction in image size. Consistently superb image quality in all methods: a first

You'll be surprised at what you can make visible.

in microscopy. The Plan-Neofluar multi-immersion objectives even enable you to choose the best immersion medium for brightest fluorescence or optimum contrast.

For every application in light microscopy, in transmitted or reflected light, the new series of Zeiss microscopes with ICS optics will surprise even the most demanding microscopists.

Axioplan® universal microscope
Axiophot® photomicroscope
Axiotron® inspection microscope for the semi-conductor industry
Axioskop® more-than-routine microscope
Axioverl® inverted microscopes
For complete details, contact your Zeiss dealer.
Or call (914) 681-7755.

Carl Zeiss, Inc.

One Zeiss Drive
Thornwood, NY 10594
914 · 747 · 1800



Carl Zeiss
Performance and Quality

to observe individual surface-level atoms in quasicrystals and compare them to high-resolution x-ray diffraction studies of the bulk materials. "These images and measurements verify that pentagonally arranged clusters of atoms can fit together to form perfect quasicrystals," said Becker.

The team's latest quasicrystal compounds, made of aluminum, cobalt and copper, are lightweight, extremely strong, hard as quartz, resistant to surface wear, and maintain a constant electrical resistance over a wide range of temperature variation. "The electrical conduction mechanism is not understood," said Kortan, "but now that the atomic structure is known and high-quality samples are available, we are eager to perform additional experiments and construct new theories."

Initial research indicates that quasicrystals may be useful as fuse links and high-quality electrical resistors. And the construction industry is investigating the use of quasicrystalline aluminum-lithium alloys for lightweight and tough construction materials, abrasive products, and longer lasting ball bearings.

Chang to Direct Materials Research Center




R.P.H. Chang, professor of materials science and engineering, has been named director of the Materials Research Center at Northwestern University, Evanston, Illinois. He will serve as administrator for the University's main center for basic and applied research on advanced materials, including metals, polymers, ceramics, electronics, and other solid state materials.

The 30-year-old Center fosters collaborative projects among researchers in the Robert R. McCormick School of Engineering and Applied Science and the Departments of Chemistry and Physics and Astronomy in the College of Arts and Sciences. The Center is conducting research in five major areas: internal interfaces and nanostructured materials, high temperature superconductivity, nonlinear optical polymers, charge transports and structure, and the science of new steels.

Chang joined the faculty at Northwestern University in 1986 after 15 years at AT&T Bell Laboratories. His current research interests include the study of diamond films, high temperature superconductivity oxide films, and materials processing for integrated optoelectronic devices.

Chang has served the Materials Research Society in numerous capacities as a symposium organizer, meeting chair, committee member, and councillor. He was president of the Society in 1989 and played an important role in organizing co-sponsored MRS meetings in Japan and

Frontiers of Chemistry: Materials by Design.



The Approach to New Materials for the 21st Century
November 11-14, 1990, Columbus, Ohio

a research conference on the chemistry of materials, sponsored by the American Chemical Society's Chemical Abstracts Service (CAS).

Conference organizers include experts from Lehigh University, Allied Corporation, Materials Property Data Network, National Institute of Standards and Technology, and CAS. Leading researchers will present invited papers on emerging materials designed for physical properties, interface effects, surface modifications, and mechanical behavior. A special session on materials and the environment will be conducted. If you are a metallurgist, ceramic engineer, materials scientist, polymer chemist, electrochemist, or structural engineer, this conference is designed for you.

Call For Poster Sessions

If you are interested in presenting a poster session or would like more information about the materials conference, contact Dr. Robert E. Stobaugh at CAS (614-447-3600, ext. 2196).
Telefax: 614-447-3713.





HOLD IT!
THERE'S A BETTER WAY TO GET
SQUID PERFORMANCE IN AN
AFFORDABLE MAGNETOMETER...

China. He was recently elected chairman of the new International Materials Research Committee, formed to spur more cooperation in materials research worldwide.

Advanced Materials Conference to Consider Business Plans and Perspectives

On March 27 and 28, 1990, *The Wilson Reports* will conduct a conference on "Advanced Materials: Plans and Perspectives of the Business Community." Seventeen prominent leaders in the materials industry will describe their perspectives of markets, research, budgets, profits, international competition and industry growth in addition to their plans for future activities.

Conference presentations will span the economic and technical outlook for various advanced materials, recent industry research and marketing developments, views on how to cope with the competitive situation in the Far East and European

Community, and the growing role of government policies in determining international competitiveness.

For information contact The Wilson Reports, Suite 500, 1900 L Street NW, Washington, DC 20036; telephone (202) 835-1571.

Kurtz Named Penn State Lab Director

Steward K. Kurtz, professor of electrical engineering and Murata Professor of Materials Research, has been appointed director of the Materials Research Laboratory at Pennsylvania State University.

Kurtz came to Penn State in 1987 after an extensive research career at Bell Laboratories, the Philips Company, and Bristol Myers. He played a key role in the early discovery and development of materials used in laser systems, optical communications, and compact disk systems

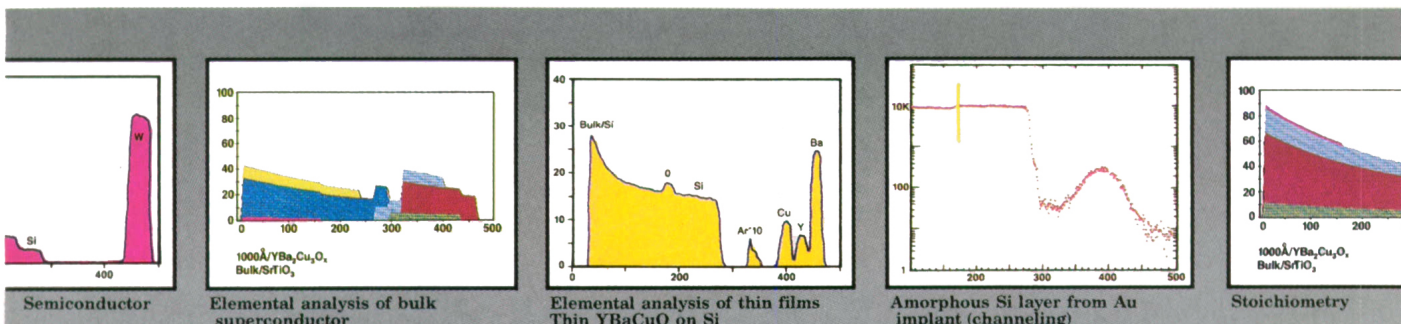
Kurtz considers high temperature ceramics, fiber-reinforced composites, ferroelectric thin films on semiconductors, molecular-scale electronic composites,

synthetic diamond films, biomedical materials and chemically bonded ceramics among the most promising materials for the future. His goal is to enhance Penn State's reputation in materials through greater coordination and integration of research efforts already being conducted in many parts of the University.

Silica Aerogels Could Capture Cosmic Particles

Lower density silica aerogels developed by researchers at Lawrence Livermore National Laboratory may help NASA capture and analyze cosmic dust particles, including micrometeoroids and very fine debris found in the tail of comets. A method developed by the researchers produces silica aerogels with densities as low as 5 mg/cm³. Previously the lowest densities for silica aerogels were about 10 times higher.


The Livermore research team, led by Lawrence Hrubesh, used a new manufacturing process, the condensed silica method developed by team member Thomas Tillotson, to develop the new gen-



Automated RBS Surface Analysis System

The Model 3S-R10 is an automated Rutherford Backscattering System which combines the versatility of the 1 MV tandem Pelletron[®] manufactured by National Electrostatics with the fully automated RBS end station manufactured by Charles Evans and Associates.

The computer controlled, energy variable Pelletron accelerator provides helium beams to 3.3 MeV (and protons to 2.2 MeV). The Charles Evans' end station is complete with analysis software and full computer control. With simultaneous data collection and analysis, 100 samples or 100 positions on a single sample can be analyzed without operator intervention. The 3S-R10 is equipped for reliable, unattended operations.



RBS does not require reference standards and in most applications is nondestructive.



National Electrostatics Corp.

Graber Road, Box 310
Middleton, Wisconsin 53562-0310
Tel. 608/831-7600 • Telex 26-5430 • Fax 608/256-4103

Please visit Booth No. 604 at the MRS Show in San Francisco, April 17-19, 1990.

SYSTEMS
START AT
\$59,950



LOOK TO QUANTUM DESIGN

First, we defined the industry performance and reliability standard with our MPMS (Magnetic Property Measurement System). Now we've added a new price dimension for cost-conscious industrial and university labs: the MPMS₂.

The MPMS₂ offers the same SQUID sensitivity as the MPMS for fast, precise material analysis. It has the same unique integration of a SQUID detection system with a new 1.0 Tesla magnet – the same fast, stable thermal control – the same sophisticated but easy-to-use control system – the same service and support.

FEATURE	MPMS ₂	MPMS
Field Range	± 10,000 Gauss	± 55,000 Gauss
Temperature Range	5 to 350 Kelvin	1.9 to 400 Kelvin
SQUID Sensitivity	10 ⁻⁸ EMU	10 ⁻⁸ EMU
Helium Consumption (Average)	5.5 Liters/day	6.5 Liters/day
Intelligent Programming Language (EDC)	Available	Available
Price (USA)	\$59,950	\$98,400

So now, no matter what your needs, there's a high performance, cost competitive Quantum Design system just right for you.

Which to choose – MPMS or MPMS₂? Call (800) 289-6996 toll-free today, and our Sales and Customer Service representative will help you decide.

Quantum Design. Now more than ever your magnetic research solution – with systems starting at \$59,950!



11578 Sorrento Valley Road, Suite 30
San Diego, California, USA 92121-1311
Fax: (619) 481-7410 Telex: 4943226
Phone: (619) 481-4400
or (800) 289-6996

eration of ultralow density aerogels.

A condensed silica solution is used to make gels of selected densities by simple dilution and use of a chemically basic catalyst like ammonia to complete the reaction. According to the researchers, careful selection of the diluting liquid is the key to achieving the lowest densities.

The solutions are poured into molds where gelation and aging occur at 25°C. While other methods can take weeks, the time to gelation using the new method is only a few days for the lowest densities.

According to Hrubesh, the ultralow density aerogels are ideally suited to NASA's proposed experiments. The material's density is so slight that particles would be captured instead of burned up, and the material can be made extremely pure and free of carbon, one of the key elements NASA scientists will look for. Finally, the material's high transparency to visible light means that the microscopic particles can be easily located in the aerogel medium and perhaps analyzed without removal.

Experiments at NASA laboratories have

already demonstrated successful particle capture by low density aerogels. Experiments to capture dust particles are planned as part of future Shuttle missions and as part of a proposed unmanned comet fly-by mission.

Fastest PNP Silicon Transistor Reported

A recently demonstrated experimental PNP transistor runs twice as fast as previously reported devices, according to the IBM researchers who made it. During operation, digital circuits built with the PNP transistors switched on and off 25 billion times per second, more than three times as fast as previous generations of PNP circuits, they said.

To date, the major obstacle to achieving a high performance bipolar technology has been the lower speed of PNP devices compared with the high speed NPN devices and the difficulty of combining both devices on one chip. The high performance PNP devices were made using existing silicon device fabrication methods, which

may facilitate the production of both devices on one chip in a complete complementary bipolar process.

Hulm Named to U.S.-Japan Advisory Panel

John Kenneth Hulm, chief scientist emeritus of the Westinghouse Electric Corporation, was appointed to the U.S.-Japan Joint High Level Advisory Panel by the President's assistant for science and technology, D. Allan Bromley.

Advisory panel members include 20 distinguished U.S. and Japanese scientists and engineers from industry and academia. The panel, formed under a cooperative agreement on research and development signed in 1988, provides advice to both governments on their science and technology relationship.

A member of the National Academy of Sciences and an international authority on superconductivity, Hulm retired as chief scientist from the Westinghouse Science and Technology Center two years ago but maintains a consulting relationship. □



Loading a substrate into a four-station Supersystem III

Please visit Booth No. 414 at the MRS Show in San Francisco, April 17-19, 1990.


Kurt J. Lesker
Company
"... vacuum science is our business"

1515 Worthington Avenue, Clairton PA 15025
800-245-1656 USA Tel: 412-233-4200
800-544-3940 Canada Fax: 412-233-4275
800-242-0599 PA

System Savvy!

Supersystem is the premier thin film deposition instrument for research on high and low T_c superconductors and semiconductors. No other system can offer our combination of single or cluster sputter sources, evaporation sources, ion guns, and laser ablation technologies — simultaneously.

Of course, Supersystem includes traditional features such as load locks, sample transporters, substrate rf bias, rotation, and heating to 900°, plus single or multiple gas injection. But only we add that extra touch — the knowhow and dedication to build each system to match its user's special needs.



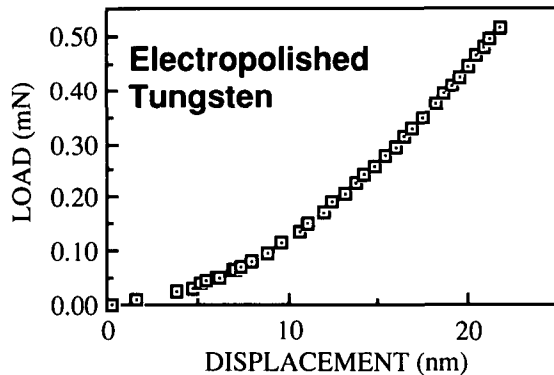
Settle for the best!
— Supersystem

Side-sputter version
of Supersystem IV

Announcing


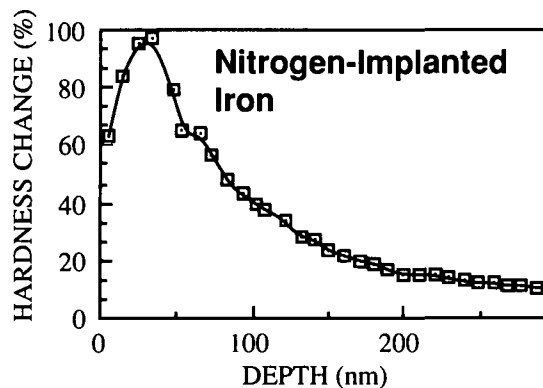
The Nano Indenter - II

A State-of-the-Art Mechanical Properties Microprobe, Providing the Ultimate in Precision and Accuracy in the Submicron Characterization of the Mechanical Properties of Complex Materials Structures



Repeated loadings/unloadings of an elastic contact shows the extreme displacement and load resolution achieved by the Nano Indenter.

Fiber sliding is used to characterize ceramic-fiber composite interfaces.



Hardness change produced by a 150 nm thick layer of implanted nitrogen on an iron sample.

Features

- Measurements of Modulus, Hardness, Creep, and Stress Relaxation.
- Dynamic Control of Load or Displacement during Indentation
- Displacement Resolution: 0.04 nm
- Force Resolution: 75 nN
- Maximum Load: 840 mN
- Indent Placement: ± 200 nm
- No Imaging of Indents Required
- Unattended Operation is Standard.
- 100 or More Indents Overnight

The Nano Indenter - II

Characterizes Elastic and Time-Dependent Mechanical Properties of

- Submicron Films
- Ion-Implanted Layers
- Interfaces in Composites
- Rapidly Solidified Alloys
- Metals, Ceramics, and Polymers



Nano Instruments, Inc.

P. O. Box 14211, Knoxville, Tennessee 37914

Tel.: 615-971-4282 or 615-481-1461

Fax.: 615-637-3907

Please visit Booth No. 415 at the MRS Show in San Francisco, April 17-19, 1990.

Corporate Affiliates

- Advanced Control Systems Corporation
 Advanced Energy Industries, Inc.
 Advanced Micro Devices, Inc.
 Aerospace Corporation
 AET addax, Inc.
 AG Associates
 Air Products & Chemicals, Inc.
 Aixtron, Inc.
 Alcan International Limited
 Alcatel NV
 Allied Signal, Inc.
 American Cyanamid Company
 American Fly Ash Company
 Amoco Chemical Corporation
 Amoco Oil Company
 Amoco Technology Company
 Anatech Ltd.
 Anderson Physics Laboratories
 APD Cryogenics Inc.
 Applied Electron Corporation
 Applied Materials
 Applied Science and Technology, Inc.
 (ASTEX)
 Arco Solar, Inc.
 Argonne National Laboratory
 Asahi Glass Company, Ltd.
 AT&T Bell Laboratories
 BASF Corporation
 Battelle Pacific Northwest Laboratories
 Bell Communications Research, Inc.
 Billiton Precursors B.V.
 Blake Industries, Inc.
 BP America, Inc.
 Brimrose Corporation of America
 Brookhaven National Laboratory
 Brush Wellman Engineered Materials
 Cabot Corporation
 Camesa Instruments, Inc.
 Center for Materials Fabrication
 Chronar Corporation
 Cober Electronic, Inc.
 Commonwealth Scientific Corporation
 Conversion Technology
 Corning Glass Works
 Crystacomm, Inc.
 Crystallume
 CVC Products, Inc.
 David Sarnoff Research Center
 Denton Vacuum Inc.
 Deposition Technology
 Diamond Materials Institute
 Dow Chemical Company
 Dow Corning Corporation
 E.I. duPont de Nemours & Company
 Eaton Corporation
 EG&G Idaho, Inc.
 EG&G Princeton Applied Research
 Elatec, Inc.
 Electric Power Research Institute (EPRI)
 Elsevier Science Publishers B.V.
 Emcore Corporation
 Engelhard Corporation
 EPI Systems Division (Chorus Corp.)
 Charles Evans & Associates
 Exxon Research & Engineering Co.
 E. A. Fischione Instruments Manu.
 Ford Motor Company
 Foster Miller, Inc.
 Fuji Electric Company, Ltd.
 Fuji Xerox Ltd.
 Fujitsu Ltd.
 Galileo Corporation of America
 Gas Research Institute
 Gatan, Inc.
 Celest Inc.
 General Electric Corporation
 General Motors Research Laboratories
 Genus Incorporated/Ionex
 Gerling Laboratories
 Getty Conservation Institute
 Glasstech Solar, Inc.
 Goodfellow Corporation
 Granmont, Inc.
 Granville-Phillips Company
 GTE Laboratories, Inc.
 Heraeus Amersil
 Hewlett-Packard Company
 High Voltage Engineering Europa B.V.
 Hitachi, Ltd.
 Hoechst Celanese
 Hoya Optics, Inc.
 HTR Sciences
 Hughes Aircraft Company
 Huntington Mechanical Laboratories
 IBM Corporation
 IBM Japan, Ltd.
 Imperial Chemical Industries
 Innovative Technology, Inc.
 Instron Corporation
 Instruments S. A., Inc./Riber Division
 Intel Corporation
 International Centre for Diffraction Data
 (JCPDS)
 International Scientific Instruments, Inc.
 Ion Tech, Inc.
 Ionic Atlanta, Inc.
 James River Corporation
 Janis Research Company, Inc.
 JEOL (U.S.A.), Inc.
 Johnson & Johnson Orthopaedics
 Kanegafuchi Chemical Industry Co., Ltd.
 Kluwer Academic Publishers
 Kobe Development Corporation
 Kogaku Giken Company, Ltd.
 Kopin Corporation
 Kratos Analytical, Inc.
 Lake Shore Cryotronics, Inc.
 Lam Research Corporation
 Lambda Physik, Inc.
 Lawrence Livermore National Laboratory
 Kurt J. Lesker Company
 Leybold Inficon, Inc.
 Leybold Vacuum Products, Inc.
 Los Alamos National Laboratory
 Magnesium Elektron, Inc.
 Manics
 Martin Marietta Energy Systems, Inc.
 Martin Marietta Laboratories
 Materials Research Corporation
 Matheson Gas Products
 Matsushita Electrical Industrial Co.
 MDC Vacuum Products Corporation
 MEMC Electronic Materials Inc.
 Microelectronics & Computer Technology
 Corporation (MCC)
 Microscience, Inc.
 Mitsui Petrochemical Industries, Ltd.
 MKS Instruments, Inc.
 Mobil Research & Development Corporation
 Molycorp Inc./Unocal Subsidiary
 Monsanto Company
 Nano Instruments, Inc.
 National Electrostatics Corporation
 National Semiconductor
 NEC Research Institute Inc.
 Newport Corporation
 Nicolet
 Nimic, Inc.
 Nippon Denso Co., Ltd.
 Nippon Mining Company, Ltd.
 Nippon Telegraph & Telephone Corporation
 Nissei Sangyo America, Ltd.
 NIST
 North Eastern Analytical Corporation
 Norton Company
 Oak Ridge National Laboratory
 Ortech International
 Oxford Instruments North America Inc.
 Peak Systems, Inc.
 Perkin-Elmer
 Pfizer, Inc.
 Philips Electronic Instruments Company
 PQ Corporation
 Process Products Corporation
 The Proctor & Gamble Company
 Quantum Design
 Questek, Inc.
 Raychem Corporation
 Raytheon Company
 Rhone-Poulenc, Inc.
 Rockwell International Science Center
 Sandia National Laboratories
 Sanyo Electric Co., Ltd.
 Schlumberger-Doll Research
 Schott Fiber Optics, Inc.
 Scienta Instruments AB
 Seiko Epson Corporation
 Siemens Analytical X-Ray Instruments, Inc.
 Solar Energy Research Institute
 Solarex Corporation
 Solecon Laboratories, Inc.
 South Bay Technology, Inc.
 Spire Corporation
 Springer-Verlag New York, Inc.
 Strem Chemicals, Inc.
 Sumitomo Electric U.S.A., Inc.
 Sumitomo Metal Mining Co., Ltd.
 Superconductive Components, Inc.
 Superconductivity Publications, Inc.
 Surface Science Instruments
 Tamarack Scientific Co., Inc.
 Texas Instruments, Inc.
 3M Company
 Toei Industry Co., Ltd.
 Tonen Corporation
 Toray Industries (America), Inc.
 Toshiba Corporation
 Tosoh Corporation
 Tracor Northern, Inc.
 Ultra High Vacuum Instruments Ltd.
 Union Carbide Chemical & Plastics Co.
 United Technologies Research Center
 Universal Energy Systems, Inc.
 USG Corporation
 Vacuum Barrier Corporation
 Varian Assocs., Inc./Extrion Division
 Varian Assocs., Inc./Continental Electronic Div.
 Varian Assocs., Inc./Thin Film Technology Div.
 VG Instruments, Inc.
 Voltaix, Inc.
 W.R. Grace & Company
 Wacker Siltronic Corporation
 Wavemat, Inc.
 Westinghouse Electric Corporation
 Xerox Corporation
 Carl Zeiss, Inc.

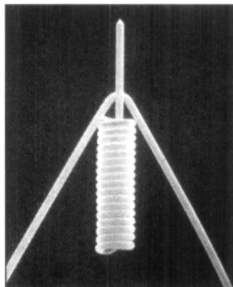


We've Made It Easier To Focus Your Energies On A Nano Scale.

Focused Ion Beam Columns

Choose a single-lens 25KeV gun that delivers spot diameters down to 100nm. Or a two-lens gun that puts up to 3 A/cm² on a spot as small as 25nm. Our high-stability liquid metal ion sources are simply the best in the business.

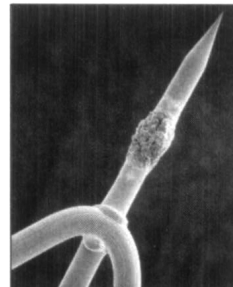
FEI Focused Ion Beam Columns are designed for use in Time-of-Flight SIMS, Auger Depth Profiling, Quantum Structure Fabrication, SIMS Imaging, Micro Cross-Sectioning, Integrated Circuit Repair, and Area- Selective Material Deposition, among others.



SEM micrograph of Gallium LMI source.

Focused Electron Beam Columns

Choose a single-lens 25KeV gun that delivers spot diameters down to 50nm. Or a two-lens gun that puts up to 3000 A/cm² on a spot as small as 15nm. Schottky cathodes provide improved field emission with excellent current stability and high brightness.



SEM micrograph of Schottky field emission cathode.

FEI Focused Electron Beam Columns are designed for use in Scanning Auger Microscopy,

In Situ SEM, Electron Beam Lithography, E-beam Induced Deposition and RHEED, among others.

FEI focusing columns install easily on virtually any vacuum system.

Standard flange mounts are 4½-inch or 6-inch Conflat type.

Beam diameter is relatively insensitive to working distance, providing easier access to your specimen without sacrificing beam performance, even on very crowded vacuum systems.

For more information, call or write today.

You'll find FEI's 18 years of research and successful applications of field emission technology make it easier than ever to focus your energies.



FEI Company
19500 N.W. Gibbs Drive, Suite 100
Beaverton, OR 97006-6907
(503) 690-1500 FAX (503) 690-1509