

Impact of postemergence herbicides on soybean injury and canopy formation

Grant L. Priess¹ , Jason K. Norsworthy² , Trenton L. Roberts³ and Edward E. Gbur Jr.⁴

Research Article

Cite this article: Priess GL, Norsworthy JK, Roberts TL, Gbur EE Jr. (2020) Impact of postemergence herbicides on soybean injury and canopy formation. *Weed Technol.* **34**: 727–734. doi: [10.1017/wet.2020.55](https://doi.org/10.1017/wet.2020.55)

Received: 7 February 2020

Revised: 27 April 2020

Accepted: 19 May 2020

First published online: 26 May 2020

Associate Editor:

Lawrence E. Steckel, University of Tennessee

Nomenclature:

acifluorfen; chlorimuron; fomesafen; glufosinate; S-metolachlor; soybean; *Glycine max* (L.) Merr.

Keywords:

groundcover; herbicide injury; soybean volume; canopy formation

Author for correspondence:

Grant Lawson Priess, Altheimer Laboratory, 1366 West Altheimer Dr., Fayetteville, AR 72704. Email: glpriess@uark.edu

¹Graduate Student, Department of Crop Soil and Environmental Sciences, University of Arkansas, Fayetteville, AR, USA; ²Distinguished Professor, Department of Crop Soil and Environmental Sciences, University of Arkansas, Fayetteville, AR, USA; ³Associate Professor, Department of Crop Soil and Environmental Sciences, University of Arkansas, Fayetteville, AR, USA and ⁴Professor, Department of Agricultural Statistics Laboratory, University of Arkansas, Fayetteville, AR, USA

Abstract

Field studies were conducted in 2017 and 2018 in Arkansas to evaluate the injury caused by herbicides on soybean canopy formation and yield. Fomesafen, acifluorfen, S-metolachlor + fomesafen, and S-metolachlor + fomesafen + chlorimuron alone and in combination with glufosinate were applied to glufosinate-resistant soybean at the V2 growth stage. Soybean injury resulting from these labeled herbicide treatments ranged from 9% to 25% at 2 wk after application. This level of injury resulted in a 4-, 5-, 6-, and 6-d delay in soybean reaching 80% groundcover following fomesafen, acifluorfen, S-metolachlor + fomesafen, and S-metolachlor + fomesafen + chlorimuron, respectively. There was a 2-d delay in soybean reaching a canopy volume of 15,000 cm³ following each of the four herbicide treatments. The addition of glufosinate to the herbicide applications resulted in longer delays in canopy formation with every herbicide treatment except glufosinate + fomesafen. Fomesafen, acifluorfen, S-metolachlor + fomesafen, and S-metolachlor + fomesafen + chlorimuron, each applied with glufosinate, delayed soybean from reaching 80% groundcover by 2, 7, 8, and 9 d, respectively, and delayed the number of days for soybean to reach a canopy volume of 15,000 cm³ by 2, 3, 2, and 2 d, respectively. No yield loss occurred with any herbicide application. A delay in percent groundcover in soybean allows sunlight to reach the soil surface for longer periods throughout the growing season, possibly promoting late-season weed germination and the need for an additional POST herbicide application.

Introduction

Protoporphyrinogen oxidase-(PPO) and acetolactate synthase-(ALS) inhibiting herbicides historically have successfully controlled *Amaranthus* spp. (Harris et al. 1991; Mavo et al. 1995). Herbicides that inhibit PPO and ALS have been effective PRE (flumioxazin, sulfentrazone, chlorimuron, cloransulam) and POST as control options (fomesafen, acifluorfen, lactofen, imazethapyr) for many troublesome weeds in soybean (Harris et al. 1991; Mavo et al. 1995; Niekamp et al. 1999). Five years after the introduction of ALS herbicides to the United States, ALS-resistant biotypes of prickly lettuce (*Lactuca serriola* L.) and kochia [*Kochia scoparia* (L.) Roth] were documented (Mallory-Smith et al. 1990; Saari et al. 1990). To date, at least 165 species of weeds, including Palmer amaranth [*Amaranthus palmeri* (S.) Wats.] have evolved resistance to ALS herbicides (Heap 2019).

PPO-inhibiting herbicides were widely used to control *Amaranthus* species before the release of glyphosate-resistant crops (Norsworthy et al. 2012). PPO-inhibiting herbicide use increased substantially following widespread resistance of *Amaranthus* species to ALS and glyphosate (Norsworthy et al. 2008). The first documented PPO-resistant *Amaranthus* species was common waterhemp [*Amaranthus tuberculatus* (Moq.) Sauer] in Kansas in 2000 (Heap 2019). The resistant waterhemp biotype was then found in Missouri, Illinois, Iowa, Indiana, Nebraska, Minnesota, and Wisconsin (Heap 2019). Palmer amaranth resistant to PPO-inhibiting herbicides was subsequently documented in Arkansas in 2015 (Salas et al. 2016). Herbicides that inhibit PPO and ALS are less effective today because of the evolution and spread of PPO- and ALS-resistant Palmer amaranth and common waterhemp (Salas et al. 2016; Varanasi et al. 2018).

Besides potential resistance evolution, the continued use of these herbicides in soybean may be questionable because injury to the crop often follows their use (Whitaker et al. 2010). Prior to PPO- and ALS-resistant Palmer amaranth, injury to soybean was considered tolerable because of the high level of weed control achieved by the application (Harris et al. 1991). However, it has been shown that soybean injury following herbicide application can result in delayed canopy formation, leading to a possible increase in weed germination (Nelson and Renner 2001). With a reduction in efficacy for Palmer amaranth, the most troublesome weed of soybean (Schwartz-Lazaro et al. 2018), the continued use of these herbicides may not be justified due to the detrimental effects on soybean canopy formation.

© Weed Science Society of America, 2020. This is an Open Access article, distributed under the terms of the Creative Commons Attribution licence (<http://creativecommons.org/licenses/by/4.0/>), which permits unrestricted re-use, distribution, and reproduction in any medium, provided the original work is properly cited.



The promotion of crop canopy formation is a vital tool used by growers to reduce late-season weed emergence and limit the need for additional POST herbicides. Canopy closure reduces the emergence rate of weed seeds by shading the soil surface (Burnside and Moomaw 1977; Chandler et al. 2001; Dally et al. 2004; Harder et al. 2007; Nelson and Renner 1997; Nice et al. 2001; Young et al. 2001). Canopy formation is a complex process because many factors influence its rate of development, including row spacing, seeding rate, plant phenology, maturity group, fertilization, and environmental conditions, among others. Growers can better utilize canopy closure by decreasing row spacing and/or increasing seeding rate, which promotes early canopy closure by increasing leaf area index Bertram and Pederson 2004; Burnside and Colville 1964; Harder et al. 2007; Yelverton and Coble 1991). In midsouthern U.S. production systems, soybean is primarily grown on rows spaced 97 cm apart, resulting in soybean taking 50 to 80 d after planting to reach full canopy formation under irrigated conditions (Bell et al. 2015).

Rate of canopy formation in soybean influences light interception and alters light quality, both of which have been shown to impact weed emergence (Huang 1993; Jha and Norsworthy 2009). Full canopy formation is achieved when 95% of available light is intercepted by the crop (Gardner et al. 1985; Harder et al. 2007; Shibles and Weber 1965). This level of light interception is needed to maximize soybean yield and strongly suppress weed emergence (Edwards and Purcell 2005; Jha and Norsworthy 2009). The interception of solar radiation by the crop canopy impacts light quality reaching the soil surface and weed seeds lying on or near the soil surface. The phytochrome conversion of Pr (red) and Pfr (far red) has been shown to be of importance for germination of troublesome weed species such as redroot pigweed (*Amaranthus retroflexus* L.; Gallagher and Cardina 1998). Soybean is able to reduce the germination of shallow-seeded weed species by altering the incidence of the Pr and Pfr ratio underneath the crop canopy. Jha and Norsworthy (2009) observed a reduced soil temperature due to crop canopy formation contributed a larger role than light quality in reducing Palmer amaranth emergence.

The benefits of promoting early-season crop canopy formation has been thoroughly established. As soybean population increases or spatial distribution of soybean becomes more uniform, there is an increase in leaf area index and promotion of early canopy closure (Bertram and Pederson 2004; Harder et al. 2007). Early season canopy formation can be promoted by reducing soybean row spacing, in turn reducing crop weed emergence (Bertram and Pederson 2004; Harder et al. 2007). By reducing weed emergence through an assortment of cultural practices, so too is the selection for resistance to foliar active and residual herbicides lessened (Norsworthy et al. 2012).

Crop and weed interactions are complex. Anything producers can do to maximize the competitive nature of the crop will likely benefit weed management. With this being true, the objective of this research was to determine the effect of POST-applied herbicides on soybean injury, rate of crop canopy formation, and yield.

Materials and Methods

Field experiments were conducted near Crawfordsville, Arkansas, in 2017 and 2018, and at the Lon Mann Cotton Research Station near Marianna, Arkansas, in 2018. The soil series in the field near Crawfordsville was a Dundee silt loam (fine-silty, mixed, active, thermic Typic Endoaqualfs) with 11% sand, 77% silt, 12% clay, 1.95% organic matter (OM), and a pH of 5.5 and 5.8, in 2017 and 2018, respectively. Near Crawfordsville, soybean was planted with a twin-row planter (Great Plains, Salina, KS) with a spacing of 18 cm between the twin rows on 97-cm-spaced rows. The trials

Table 1. Herbicides and formulations evaluated, with manufacturer name and address.

Herbicide	Trade name	Formulation	Manufacturer	Address
Fomesafen	Flexstar®	1.88 L	Syngenta	Greensboro, NC
S-metolachlor+	Prefix®	5.92 EC	Syngenta	Greensboro, NC
Fomesafen				
Acifluorfen	Ultrablazer®	2 L	United Phosphorous Inc.	King of Prussia, PA
Chlorimuron	Classic®	25 DF	DuPont	Wilmington, DE
Glufosinate	Liberty®	280 SL	Bayer Crop Science	Research Triangle Park, NC

established in Crawfordsville were nonirrigated. The trial at Marianna was conducted on a Convent silt loam (coarse-silty, mixed, superactive, thermic Fluvaquentic Endoaquepts) with 9% sand, 80% silt, 11% clay, 1.8% OM, and a pH of 6.8. The soybean near Marianna was planted with a four-row planter on 97-cm-wide rows. The trial near Marianna was furrow irrigated. Soil at both locations was prepared with a disk, hipper, and a field cultivator to smooth beds before planting. All experiments were planted to a non-sulfonylurea-tolerant, glufosinate-resistant soybean variety (CDZ 5150LL) at a rate of 346,000 seed ha⁻¹. At both locations, a weather station was present to record rainfall data.

Experiments conducted at both locations were established as a two-factor randomized complete block design with four replications. The two factors were a labeled rate of the herbicides (fomesafen, acifluorfen, S-metolachlor + fomesafen, S-metolachlor + fomesafen + chlorimuron) applied with or without glufosinate (Table 1). Additionally, nontreated plots were included for comparison. Plot size was 7.6 m long and 3.8 m wide. Treatments were applied 28 d after planting (DAP). To accurately assess the impact of treatments on soybean development, plots were maintained weed-free by applying flumioxazin (Valor, Valent U.S.A., Mahomet, IL) at 71 g ai ha⁻¹ 3 to 4 DAP to all treatments with additional applications of glufosinate at 595 g ai ha⁻¹ + S-metolachlor at 1,066 g ai ha⁻¹ at 14 DAP (to keep the trial weed-free). Herbicide treatments were applied with a CO₂-pressurized backpack sprayer calibrated to deliver 140 L ha⁻¹ at 4.8 km h⁻¹ using AIXR flat-fan 110015 nozzles (Teejet Technologies, Springfield, IL).

Data collected included crop injury ratings, soybean plant volume, percent groundcover, and yield. To evaluate crop injury, soybean was assessed for visible phytotoxicity, necrosis, and stunting and compared with nontreated plants. Ratings were based on a 0% to 100% scale, with 0% being no crop injury and 100% being crop death (Frans and Talbert 1977). Visual estimates of crop injury were rated 7, 14, 21, and 28 d after application. Soybean volume was calculated by measuring height and width of five soybean plants within the center two rows inside the plot and then calculating the volume using the following formula: $(\pi \times \text{plant height}) (\text{plant width} \div 2)^2$ (Norsworthy 2004). Soybean volume was assessed weekly until canopy closure for all plots was achieved or until soybean maturity. Aerial photos were taken weekly after planting using an unmanned aerial vehicle (DJI Phantom 4 Pro equipped with a 1080p gimbal mounted camera, Shenzhen, China). These photos were achieved by taking an ortho-mosaic of the area and were stitched into a complete image (ortho-mosaic) using Field Agent software (Sentra, Minneapolis, MN). The ortho-mosaic was subjected to analysis in Field Analyzer (https://www.turfalyzer.com/#field_analyzer). Field analyzer produced the proportion of green pixels in the selected area in each

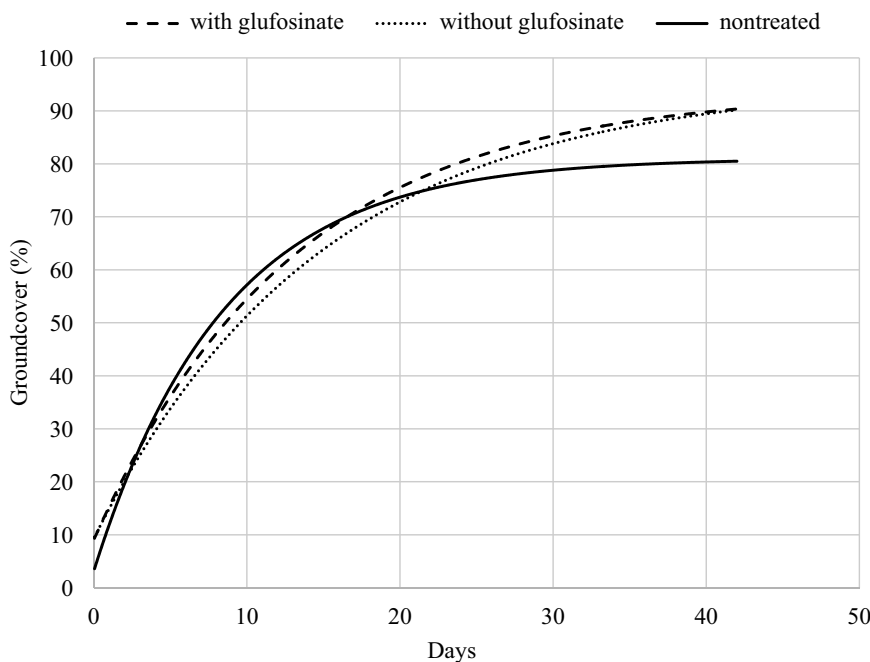


Figure 1. Mechanistic growth curve $\{y = a [1 - b * \text{EXP}(-c * \text{days})]\}$, where a = asymptote, b = scale, and c = growth, to estimate percentage soybean groundcover following fomesafen applied to V2 soybean with and without glufosinate relative to nontreated soybean as a function of days after application over three site years. Parameter estimates for each line are found in Table 3.

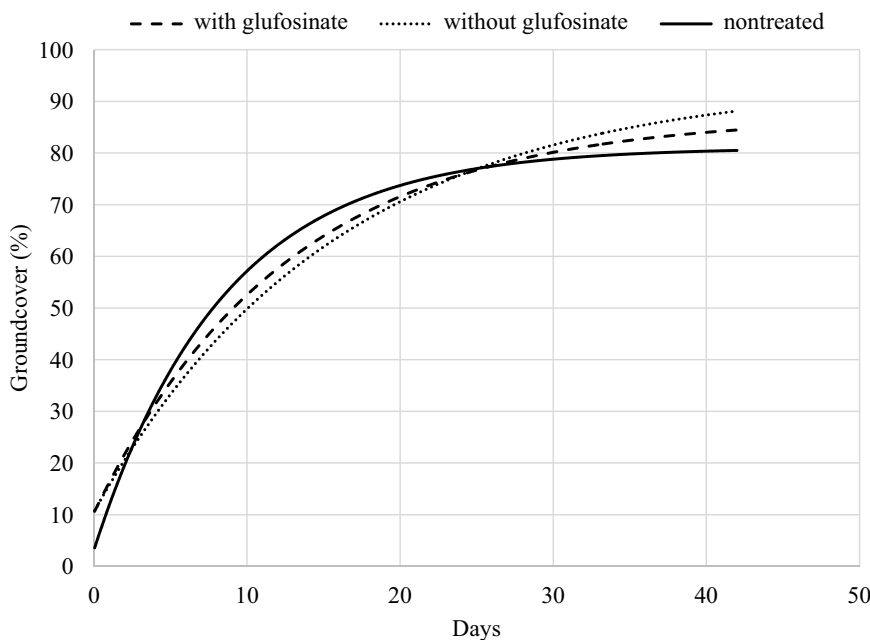


Figure 2. Mechanistic growth curve $\{y = a [1 - b * \text{EXP}(-c * \text{days})]\}$, where a = asymptote, b = scale, and c = growth, to estimate percentage soybean groundcover following fomesafen + S-metolachlor applied to V2 soybean with and without glufosinate relative to nontreated soybean as a function of days after application over three site years. Parameter estimates for each line are found in Table 3.

plot, giving an assessment of groundcover. Soybean grain was harvested from the two center rows of each plot at maturity using a small-plot combine, and yields were adjusted to 13% moisture.

Data Analysis

All data were analyzed in JMP Pro 14.1 (SAS Institute Inc., Cary, NC). Soybean canopy volume data were regressed using a mechanistic growth curve $\{y = a [1 - b * \text{EXP}(-c * \text{days})]\}$,

where a = asymptote, b = scale, and c = growth rate to predict canopy development over time in the Fit Curve platform of JMP, as described previously (Gillespie et al. 1994). Inverse predictions of the number of days for soybean to reach 15,000 cm³ were recorded along with 95% confidence intervals. Percent groundcover data were also regressed using a mechanistic growth curve in the Fit Curve platform of JMP as shown in Figures 1 through 4. From the mechanistic growth curve, inverse predictions were made for the number of days required after application for soybean to

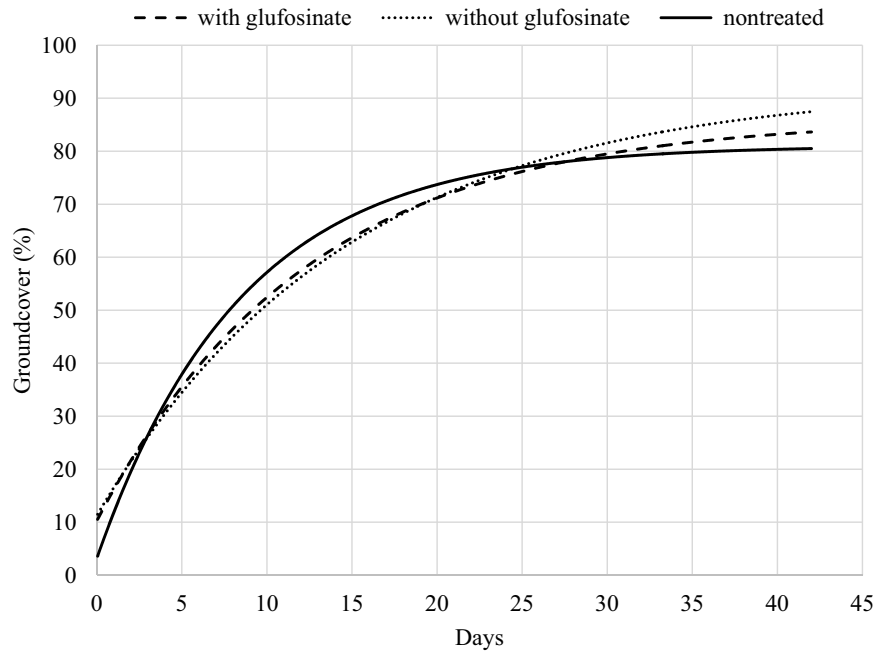


Figure 3. Mechanistic growth curve $\{y = a [1 - b * \text{EXP}(-c * \text{days})]\}$, where a = asymptote, b = scale, and c = growth, to estimate percentage soybean groundcover following fomesafen + S-metolachlor + chlorimuron applied to V2 soybean with and without glufosinate relative to nontreated soybean as a function of days after application over three site years. Parameter estimates for each line are found in Table 3.

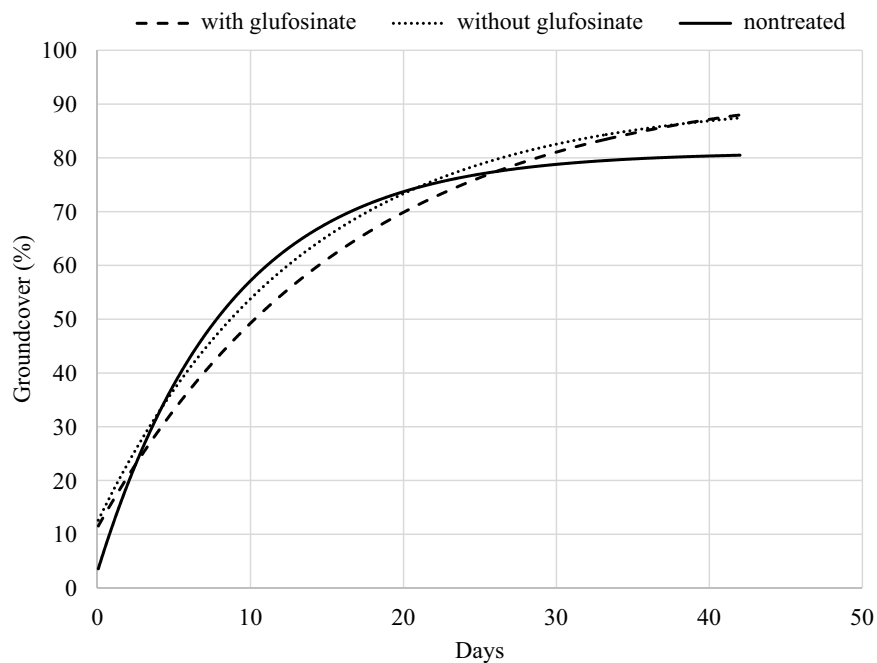


Figure 4. Mechanistic growth curve $\{y = a [1 - b * \text{EXP}(-c * \text{days})]\}$, where a = asymptote, b = scale, and c = growth, to estimate percentage soybean groundcover following acifluorfen applied to V2 soybean with and without glufosinate relative to nontreated soybean as a function of days after application over three site years. Parameter estimates for each line are found in Table 3.

achieve 60% and 80% groundcover. Confidence intervals of the means were also produced for the groundcover estimates. Soybean volume and percent groundcover data were regressed over site years to increase the number of observations and give a stronger prediction estimate. Regressing over site years gave

an average soybean response over three environments. Percent injury and yield data were subjected to ANOVA. When analyzing injury and soybean yield, site year and replication nested within site year were random effects of the model. Means were separated using Fisher's protected LSD at $P = 0.05$.

Table 2. Percentage injury to soybean 2 wk after application as influenced by the interaction of herbicide selection with and without the addition of glufosinate averaged across site years.

Herbicide	Rate	Soybean injury
	g ai ha ⁻¹	—%—
Fomesafen	393	15 b
S-metolachlor+	1,223	12 bc
Fomesafen	269	
Acifluorfen	560	14 bc
S-metolachlor+	1,223	10 bc
fomesafen+	269	
chlorimuron	9	
Glufosinate+	656	14 bc
Fomesafen	393	
Glufosinate+	656	9 c
S-metolachlor+	1,223	
Fomesafen	269	
Glufosinate+	656	25 a
acifluorfen	560	
Glufosinate +	656	11 bc
S-metolachlor+	1,223	
fomesafen+	269	
chlorimuron	9	

^aMeans not represented with like letters inside the same column are statistically different based on Fisher's protected LSD ($\alpha = 0.05$).

Results and Discussion

Soybean Injury

Herbicide treatments consisting of the PPO- and ALS-inhibiting herbicides used in this experiment were chosen because of their tendency to injure soybean, even when applied at labeled rates (Whitaker et al. 2010). With the widespread occurrence of ALS-resistant Palmer amaranth and the increasing occurrence of PPO-resistant Palmer amaranth (Varanasi et al. 2018), the continued use of these herbicides has been questioned, especially if there is sufficient injury to delay crop canopy formation, which would result in an opportunity for additional weed emergence. Hence, the goal of the experiment was not to validate or confirm that certain PPO- and ALS-inhibiting herbicides cause injury to soybean, but rather to determine whether crop injury translates into a delay in soybean canopy formation. Therefore, comparing injury levels among treatments was not the primary focus of the experiment.

Based on ANOVA, soybean injury was impacted by an interaction between PPO/ALS herbicide and the addition of glufosinate ($P = 0.0086$). Across the three site years, glufosinate + acifluorfen caused 25% injury, which was the highest level observed (Table 2). Fomesafen, S-metolachlor + fomesafen, S-metolachlor + fomesafen + chlorimuron alone and in combination with glufosinate resulted in 9% to 15% soybean injury (Table 2). Similarly, Beyers et al. (2002) found that PPO- and ALS-inhibiting herbicides mixed with glufosinate resulted in up to 21% injury to glufosinate-resistant soybean; those findings are comparable to injury levels observed in experiments that we conducted.

Soybean Volume

Parameters of the mechanistic growth curves are shown in Table 3. Any difference in soybean volume between treated and nontreated plants was difficult to determine due to the additional variability added to the analysis by subsampling five plants from each plot at different timings. Percent groundcover analysis considered the whole plot and was a better representation of soybean canopy

formation over time than was soybean volume. However, general numeric delays in soybean volume caused by herbicide injury to soybean are evident in data presented in Table 4. Fomesafen, acifluorfen, S-metolachlor + fomesafen, and S-metolachlor + fomesafen + chlorimuron numerically delayed soybean from reaching a volume of 15,000 cm³ by 2 d. Glufosinate + fomesafen, glufosinate + acifluorfen, glufosinate + S-metolachlor + fomesafen, and glufosinate + S-metolachlor + fomesafen + chlorimuron delayed soybean from reaching a volume of 15,000 cm³ by 2, 3, 2, and 2 d, respectively.

Percent Groundcover

The application of fomesafen, acifluorfen, and glufosinate + S-metolachlor + fomesafen delayed soybean from reaching 60% groundcover by 3 d compared to nontreated soybean plants (Table 5). S-metolachlor + fomesafen and S-metolachlor + fomesafen + chlorimuron delayed formation of 60% soybean groundcover by 4 d. Application of glufosinate + acifluorfen, which was also the most injurious herbicide treatment applied, delayed 60% soybean groundcover by 5 d. Soybean that received an application of either glufosinate + fomesafen or glufosinate + S-metolachlor + fomesafen were not significantly different from nontreated plants; however, a numerical delay to 60% groundcover of 2 to 3 d was observed.

Soybean has a high propensity to recover from early season injury from some herbicides, with seldom an impact on grain yield (Kapusta et al. 1986); however, the ability of soybean to recover from injury that delays canopy formation would likely be contingent upon planting date, soybean phenology, maturity group, growth habit, and soil moisture availability. For determinate soybean variety, canopy growth generally declines at flowering (R1) with grain yield linked to the amount of canopy present when the crop begins reproductive development (Edwards and Purcell 2005). Data collected from all three site-years show no significant delay in the number of days required to achieve 80% groundcover, but injured plants generally exhibited slower canopy formation based on other levels of groundcover.

As soybean shifts from primarily vegetative growth to reproductive growth, canopy formation is slowed; therefore, placement of 80% groundcover on the mechanistic growth curve is indicated by a low slope and reduces the power of the prediction estimate (larger confidence interval). Injury caused by herbicides has season-long effects on soybean growth and development. The belief that soybean can fully recover from herbicide injury may be exaggerated; a delay in soybean canopy formation should be expected relative to the amount of herbicide-induced injury.

Digital analysis of groundcover proved more powerful at predicting the impact of herbicide-induced injury on soybean canopy formation over manual measurements of soybean height and width. The 95% confidence limits of the 60% groundcover analysis averaged a 3.2-d span compared with an averaged 8.4-d span of the confidence limits of the prediction of soybean volume (Tables 4 and 5), which illustrates the higher accuracy of percent groundcover prediction estimates. The collection of percent groundcover data using an unmanned aerial vehicle also reduced the time needed to gather accurate assessments of soybean canopy formation.

Soybean Yield

Soybean yield loss from early season injury caused by herbicides was not found in this research. Lack of an impact on soybean yield

Table 3. Mechanistic growth curve $\{y = a [1 - b * \text{EXP}(-c * \text{days})]\}$, where a = asymptote, b = scale, and c = growth rate, fit to data from all site years; R^2 values indicate the percentage of variability explained by the fit of the line.

Treatment	Herbicide	Rate g ai ha ⁻¹	Response variables							
			Groundcover (%)				Soybean volume (cm ³)			
			Parameters		Growth rate	R^2	Parameters		Growth rate	R^2
Asymptote	Scale	Asymptote	Scale							
1	Fomesafen	393	0.953233293	0.902511	0.067038	0.9623	8217.2229	0.997374	0.0334	0.8416
2	S-metolachlor+ fomesafen	1,223 269	0.938297179	0.887522	0.063757	0.9374	5219.8845	1.04929	0.0424	0.848
3	Acifluorfen	560	0.907583323	0.864225	0.072533	0.9593	7826.4656	0.991824	0.0335	0.8556
4	S-metolachlor+ fomesafen+ chlorimuron	1,223 269 9	0.921690148	0.878264	0.067704	0.9697	4381.5147	1.07095	0.0463	0.8713
5	Glufosinate+ fomesafen	656 393	0.936813119	0.903827	0.077026	0.9565	5577.8742	1.07059	0.0415	0.7973
6	Glufosinate+ S-metolachlor+ fomesafen	656 1,223 269	0.871616023	0.881302	0.079701	0.9498	3567.7736	1.154726	0.0491	0.8504
7	Glufosinate+ acifluorfen	656 560	0.943834696	0.880302	0.061039	0.9629	2682.8371	1.125851	0.0556	0.8963
8	Glufosinate+ S-metolachlor+ fomesafen+ chlorimuron	656 1,223 269 9	0.861468373	0.881237	0.081185	0.9596	4820.4641	1.01953	0.0459	0.8823
9	Nontreated	-	0.810441984	0.86142	0.118178	0.9671	8604.9484	1.032248	0.0328	0.8401

Table 4. Number of days required after herbicide application for soybean to reach volume of 15,000 cm³ based on inverse predictions using the mechanistic growth curve fit to soybean volume data.

Herbicide	Rate g ai ha ⁻¹	Predicted days to 15,000 cm ³	
		d ^a	Confidence limits ^b
Fomesafen	393	17	12, 21
S-metolachlor+	1,223	17	11, 22
Fomesafen	269		
Acifluorfen	560	17	13, 22
S-metolachlor+	1,223	17	12, 22
fomesafen+	269		
chlorimuron	9		
Glufosinate+	656	17	13, 20
Fomesafen	393		
Glufosinate+	656	17	11, 22
S-metolachlor+	1,223		
Fomesafen	269		
Glufosinate+	656	18	14, 22
acifluorfen	560		
Glufosinate+	656	17	13, 21
S-metolachlor+	1,223		
fomesafen+	269		
chlorimuron	9		
Nontreated	-----	15	10, 20

^aNumber of days after a V2 herbicide application for soybean to reach 15,000 cm³

^b95% confidence interval of the mean number of days for soybean to reach 15,000 cm³.

was expected as crop injury from herbicides when applied according to the label should not cause yield loss (Kapusta et al. 1986).

Conclusions and Practical Implications

Soybean injury caused by PPO-inhibiting and ALS-inhibiting herbicides alone and in combination with glufosinate can result in a delay in soybean canopy formation. The herbicides fomesafen,

acifluorfen, S-metolachlor + fomesafen, and S-metolachlor + fomesafen + chlorimuron delayed soybean from reaching 80% groundcover by at least 4 d. The addition of glufosinate to the herbicide applications often resulted in longer delays in canopy formation. Glufosinate + S-metolachlor + fomesafen + chlorimuron delayed soybean from reaching 80% groundcover by 9 d, which would likely increase the need for a subsequent POST herbicide application, especially in fields where PPO- and ALS-resistant Palmer amaranth are present. In fields heavily infested with PPO- and ALS-resistant Palmer amaranth, an option that may be less injurious to soybean is use of S-metolachlor or other chloroacetamide herbicides with glufosinate, albeit these combinations were not evaluated in this research.

Although the herbicide treatments tested displayed no impacts on yield, other economic factors were influenced. Palmer amaranth, one of the most troublesome weeds in the United States, has the ability to emerge throughout the growing season, requiring sequential herbicide applications for season-long control in southern U.S. soybean production (Norsworthy et al. 2012). Soybean canopy formation reduces Palmer amaranth emergence (Jha and Norsworthy 2009). Therefore, when herbicides cause soybean injury and delay canopy formation, a larger proportion of weeds have the ability to emerge over the course of a growing season. As weed emergence increases, there is greater selection on foliar active and residual herbicides, possibly increasing the number of applications needed for season-long control. A delay in soybean canopy formation increases selection for herbicide resistance with the succeeding application. Additionally, soybean injury sustained by prior herbicide applications may increase cost of herbicide programs because of increases in the critical weed-free period (Nelson and Renner 2001).

Acknowledgments. Funding for this research was provided by the Arkansas Soybean Promotion Board. No conflicts of interest have been declared.

Table 5. Number of days required after herbicide application for soybean to reach 60% and 80% groundcover based on inverse predictions using the mechanistic growth curve fit to percent groundcover data.

Herbicide	Rate g ai ha ⁻¹	Days to percent groundcover			
		60% groundcover ^a		80% groundcover ^c	
		d	Confidence limits ^b	d	Confidence limits ^d
Fomesafen	393	13	12, 15*	26	23, 28
S-metolachlor+	1,223	14	12, 16*	28	24, 32
Fomesafen	269				
Acifluorfen	560	13	12, 14*	27	23, 31
S-metolachlor+	1,223	14	12, 15*	28	25, 31
fomesafen+	269				
Chlorimuron	9				
Glufosinate+	656	12	10, 14	24	21, 27
Fomesafen	393				
Glufosinate+	656	13	11, 15	30	24, 35
S-metolachlor+	1,223				
Fomesafen	269				
Glufosinate+	656	15	13, 16*	29	25, 32
Acifluorfen	560				
Glufosinate +	656	13	12, 15*	31	24, 38
S-metolachlor+	1,223				
fomesafen+	269				
Chlorimuron	9				
Nontreated	—	10	9, 11	22	19, 26

^aNumber of days after a V2 application for soybean to reach 60% groundcover.

^b95% confidence interval of the mean number of days for soybean to reach 60% groundcover.

^cNumber of days after a V2 application for soybean to reach 80% groundcover

^d95% confidence interval of the mean number of days for soybean to reach 80%. Groundcover.

*Indicates significant difference from the nontreated.

References

- Bell HD, Norsworthy JK, Scott RC, Popp M (2015) Effect of row spacing, seeding rate, and herbicide program in glufosinate-resistant soybean on Palmer amaranth management. *Weed Technol* 29:390–404
- Bertram MG, Pedersen P (2004) Adjusting management practices using glyphosate-resistant soybean cultivars. *Agron J* 96:462–468
- Beyers JT, Smeda RJ, Johnson WG (2002) Weed management programs in glufosinate-resistant soybean (*Glycine max*). *Weed Technol* 16:267–273
- Burnside OC, Colville WL (1964) Soybean and weed yields as affected by irrigation, row spacing, tillage, and amiben. *Weeds* 12:109–112
- Burnside OC, Moomaw RS (1977) Control of weeds in narrow-row soybeans. *Agron J* 69:793–796
- Chandler K, Shrestha A, Swanton CJ (2001) Weed seed return as influenced by the critical weed-free period and row spacing of no-till glyphosate-resistant soybean. *Plant Sci* 81:877–672
- Dally CD, Kells JJ, Renner KA (2004) Effect of glyphosate application timing and row spacing on corn (*Zea mays*) and soybean (*Glycine max*) yields. *Weed Technol* 18:165–176
- Edwards JT, Purcell LC (2005) Light interception and yield response of ultra-short-season soybean to diphenylether herbicides in midsouthern United States. *Weed Technol* 19:168–175
- Frans RE, Talbert RE (1977) Design of field experiments and the measurement and analysis of plant responses B. Truelove, Research Methods in Weed Science. Auburn, TX: Southern Weed Science Society. Pp. 15–23
- Gallagher RS, Cardina J (1998) Phytochrome-mediated *Amaranthus* germination I: effect of seed burial and germination temperature. *Weed Sci* 46:48–52
- Gardner FP, Pearce RB, Mitchell RL (1985) Physiology of Crop Plants. Ames: Iowa State University Press. Pp 31–56
- Gillespie AR, Allen HL, Vose JM (1994) Amount and vertical distribution of foliage of young loblolly pine trees as affected by canopy position and silvicultural treatment. *Can J For Res* 24:1337–1344
- Harder DB, Sprague CL, Renner KA (2007) Effect of soybean row width and population on weeds, crop yield, and economic return. *Weed Technol* 21:744–752
- Harris JR, Gossett BJ, Murphy TR, Toler JE (1991) Response of broadleaf weeds and soybeans to the diphenylether herbicides. *J Prod Agric* 4:407–411
- Heap IM (2019). The International Survey of Herbicide Resistant Weeds. <http://www.weedscience.com>. Accessed: December 10, 2019
- Huang S (1993) Light intensity, row spacing, and photoperiod effects on expression of brachytic stem in soybean. *Crop Sci* 33:29–37
- Jha P, Norsworthy JK (2009) Soybean canopy and tillage effects on emergence of Palmer amaranth (*Amaranthus palmeri*) from a natural seed bank. *Weed Sci* 57:644–651
- Kapusta G, Jackson LA, Mason DS (1986) Yield response of weed-free soybeans (*Glycine max*) to injury from postemergence broadleaf herbicides. *Weed Sci* 34:304–307
- Mallory-Smith CA, Thill DC, Dial MJ (1990) Identification of sulfonylurea herbicide-resistant prickly lettuce (*Lactuca serriola*). *Weed Technol* 4: 163–168
- Mavo CM, Horak MJ, Peterson DE, Boyer JE (1995) Differential control of four *Amaranthus* species by six postemergence herbicides in soybean (*Glycine max*). *Weed Technol* 9:141–147
- Nelson KA, Renner KA (1997) Weed management in wide- and narrow-row glyphosate-resistant soybean. *J Prod Agric* 12:460–465
- Nelson KA, Renner KA (2001) Soybean growth and development as affected by glyphosate and postemergence herbicide tank mixtures. *Agron J* 93: 428–434
- Nice GR, Buehring NW, Shaw DR (2001) Sicklegod (*Senna obtusifolia*) response to shading, soybean (*Glycine max*) row spacing, and population in three management systems. *Weed Technol* 15:155–162
- Niekamp JW, Johnson WG, Smeda RJ (1999) Broadleaf weed control with sulfentrazone and flumioxazin in no-tillage soybean (*Glycine max*). *Weed Technol* 13:233–238
- Norsworthy JK, Griffith GM, Scott RC, Smith KL, Oliver LR (2008) Confirmation and control of glyphosate-resistant Palmer amaranth (*Amaranthus palmeri*) in Arkansas. *Weed Technol* 22:108–113
- Norsworthy JK, Ward SM, Shaw DR, Llewellyn R, Nichols RL, Webster TM, Bradley KW, Frisvold G, Powles SB, Burgos NR, Witt W, Barrett M (2012) Reducing the risks of herbicide resistance: Best management practices and recommendations. *Weed Sci* 60(SF1):31–62
- Norsworthy JK (2004) Conventional soybean plant and progeny response to glyphosate. *Weed Technol* 18:527–531

- Saari LL, Cotterman JC, Primiani MM (1990) Mechanism of sulfonylurea herbicide resistance in the broadleaf weed, *Kochia scoparia*. *Plant Physiol* 93:55–61
- Salas RA, Burgos NR, Tranel PJ, Singh S, Glasglow L, Scott RC, Nichols RL (2016) Resistance to PPO-inhibiting herbicides in Palmer amaranth from Arkansas. *Pest Manage Sci* 72:864–869
- Shibles RM, Weber CR (1965) Leaf area, solar radiation interception and dry matter production by soybeans. *Crop Sci* 5:575–578
- Schwartz-Lazaro LM, Norsworthy JK, Steckel LE, Stephenson DO, Bish MD, Bradley KW, Bond JA (2018) A midsouthern consultant's survey on weed management practices in soybean. *Weed Technol* 32: 116–126
- Varanasi VK, Brabham C, Norsworthy JK, Nie H, Young BG, Houston M, Barber T, Scott, RC (2018) A statewide survey of PPO-inhibitor resistance and the prevalent target-site mechanism in Palmer amaranth (*Amaranthus palmeri*) accessions from Arkansas. *Weed Sci* 66:149–158
- Whitaker JR, York AC, Jordan DL, Culpepper S (2010) Palmer amaranth (*Amaranthus palmeri*) control in soybean with glyphosate and conventional herbicide systems. *Weed Technol* 24:403–410
- Yelverton FH, Coble HD (1991) Narrow row spacing and canopy formation reduces weed resurgence in soybean (*Glycine max*). *Weed Sci* 25:73–78
- Young BG, Young GM, Gonzini LC, Hart SE, Wax LM, Kapusta G (2001) Weed management in narrow- and wide-row glyphosate-resistant soybean (*Glycine max*). *Weed Technol* 15:112–121