

ICDD X-RAY CLINICS & WORKSHOPS



**PRACTICAL XRF & XRD
TRAINING BY
THE INDUSTRY'S
LEADING EXPERTS!**

Sponsored by the

**International Centre
for Diffraction Data**

Practical X-ray Fluorescence:

27 April–1 May 2015

Fundamentals of X-ray Powder Diffraction:

1–5 June 2015

***Advanced Methods in X-ray Powder Diffraction:**

8–12 June 2015

***Rietveld Refinement & Indexing Workshops:**

Basic: 28–30 September 2015

Advanced: 1–2 October 2015

• LIVE INSTRUMENTATION • HANDS-ON TRAINING • THEORETICAL LECTURES



Register Today at WWW.ICDD.COM/EDUCATION

* See the ICDD web site for prerequisites for advanced courses.

FOR MORE INFORMATION CONTACT

Eileen Jennings, Education Coordinator

Email: clinics@icdd.com

Tel: **610.325.9814**

Toll-free: **866.378.9331** (US & Canada)



©2014 JCPDS—International Centre for Diffraction Data

EQUINOX, real time XRD instruments

inel

Everyone to the XRD system !

Choose from our comprehensive range of real time XRD instruments!

EQUINOX 100	Stand alone benchtop XRD
EQUINOX 1000	Benchtop XRD
EQUINOX 2000	Routine XRD
EQUINOX 3000	Powder high resolution XRD
EQUINOX 4000	Microdiffraction/mapping XRD
EQUINOX 5000	High resolution XRD
EQUINOX 6000	4 circle texture/stress XRD
SWAXS	SAXS WAXS instrumentation
PRECIX	XRD residual stress Robot
Xsolo	Portable Stress System

Questions on which instrument is best suited for your application? Don't hesitate to contact us, our technical sales team will help configure a system for you.



Our technology to serve all your applications.

- PSD type detector for real time detection up to 120°/2θ
- Very high resolution, up to 0.05°/2θ FWHM
- Monochromatic optics
- Several sample holders including variable temperature chambers
- User-friendly and powerful software

Would you like to learn more about our systems?


Contact us now at info@inel.us (USA & Canada)

You are located outside North America contact us at info@inel.fr !

Improve your Image

G670


Imaging Plate Guinier Camera



Capillary Sample Holder

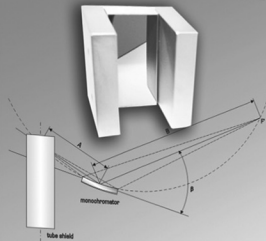


Diamond Anvil Cell Holder



Capillary Heater Device


Johansson Monochromator Crystals



Diode Laser Furnace



Low Temperature Device



Vertical Base for Liquids/Thin Films



Sample Changer

Capillary Boy



Plane Sample Holder

Your Decision for Precision



HUBER

Diffraction and Positioning Equipment

www.xhuber.com
info@xhuber.com



HUBER
Diffraction and Positioning Equipment

HUBER
Imaging Plate
Guinier Camera 670
Model No.: 0670.000
Serial No.: 066
Assembled in Germany

CE
0670.000
0670.000
0670.000
0670.000



Make the SMART move to PDF-4+

ICDD databases are the only crystallographic databases in the world with quality marks and quality review processes that are ISO certified.

S

Standardized data

M

More coverage

A

All data sets are evaluated for quality

R

Reviewed, edited and corrected prior to publication

T

Targeted for material identification and characterization

PDF-4+ 2014 features over 354,000 entries including
239,000+ entries with atomic coordinates.



www.icdd.com | marketing@icdd.com

ICDD, the ICDD logo and PDF are registered in the U.S. Patent and Trademark Office. Powder Diffraction File is a trademark of JCPDS—International Centre for Diffraction Data. ©2014 JCPDS—International Centre for Diffraction Data.

